

**SERVICE  
PARTS  
CATALOG**

**SPERRY**  **NEW HOLLAND**

**MODELS**

**880 FORAGE HARVESTER**

**880-W WINDROW PICKUP**

**880-S SICKLE BAR**

**880-R ROW CROP**

**880-R2 ROW CROP**

**880-N2 ROW CROP**

**880-N3 ROW CROP**

(ISSUE 11-72)

(REPLACES ALL PREVIOUS ISSUES)

CONTENTS  
MODEL 880 BASE UNIT

GROUP	PAGE NUMBER
ARM, ATTACHMENT LIFT . . . . .	4, 5, 6, 7
ARM, FEED ROLL EQUALIZER . . . . .	15
AXLE EXTENSIONS . . . . .	4, 5, 6, 7
BEARING, FEED ROLL EQUALIZER . . . . .	15
BELT, CUTTERHEAD DRIVE . . . . .	28, 29, 30, 31
CHAINS, ATTACHMENT DRIVE . . . . .	27
CLUTCH, FRICTION, CUTTERHEAD . . . . .	13, 14
CLUTCH, OVER-RIDING, CUTTERHEAD . . . . .	13, 14
CLUTCHES, MAIN DRIVE GEARBOX . . . . .	28, 29, 30, 31
CUTTERHEAD BEARINGS w/ HOUSINGS, SHAFT AND SIDE PLATE . . . . .	13, 14
DEFLECTOR . . . . .	32, 33, 34, 35
DOGS, CUTTERHEAD OVER-RIDING CLUTCH . . . . .	13, 14
ELECTRIC CONTROLS	
CONTROL BOX GROUP . . . . .	36, 37
DEFLECTOR CONTROL GROUP . . . . .	38, 39
REVERSING GEARBOX GROUP . . . . .	40, 41, 42
SPOUT CONTROL GROUP . . . . .	38, 39
WIRING HARNESS GROUP . . . . .	40, 41, 42
FEED ROLLS . . . . .	20, 21, 22
FEED ROLL EQUALIZER GROUP . . . . .	15
FRAME, MAIN . . . . .	4, 5, 6, 7
GEARBOX, MAIN DRIVE . . . . .	24, 25, 26, 28, 29, 30, 31
GEARBOX, P.T.O. . . . .	8, 10, 11, 12
HANDLE, DEFLECTOR CONTROL . . . . .	32, 33, 34, 35
HUB, WHEEL . . . . .	4, 5, 6, 7
IDLER, CUTTERHEAD DRIVE . . . . .	28, 29, 30, 31
JACK . . . . .	4, 5, 6, 7
KNIVES, CUTTERHEAD . . . . .	13, 14
P.T.O. GROUP COMPLETE . . . . .	8, 9, 10
ROLLERS, LIFT ARM . . . . .	4, 5, 6, 7
ROD, DEFLECTOR CONTROL . . . . .	32, 33, 34, 35
RODS, SHIFT, MAIN DRIVE GEARBOX . . . . .	28, 29, 30, 31
ROPE, DEFLECTOR CONTROL . . . . .	32, 33, 34, 35
SCRAPER, SHEAR BAR . . . . .	16, 17, 18
SET SCREW, SHEAR BAR ADJUSTING . . . . .	16, 17, 18
SHARPENER, KNIFE . . . . .	16, 17, 18
SHEAR BAR . . . . .	16, 17, 18
SHEAR BOLT, FEED ROLL DRIVE . . . . .	20, 21, 22
SHEAVE, ATTACHMENT DRIVE . . . . .	27
SHEAVE, CUTTERHEAD DRIVE . . . . .	28, 29, 30, 31
SHEAVE, CUTTERHEAD DRIVEN . . . . .	13, 14
SHIELDING, P.T.O. . . . .	8, 9, 10
SPINDLES, WHEELS . . . . .	4, 5, 6, 7
SPOUT, DISCHARGE . . . . .	32, 33, 34, 35
SPRING, ATTACHMENT LIFT . . . . .	4, 5, 6, 7
SPRING, FEED ROLL EQUALIZER . . . . .	15
SPROCKET, ATTACHMENT DRIVE . . . . .	27
SPROCKET, CHANGE . . . . .	24, 25, 26
STONE, KNIFE SHARPENER . . . . .	16, 17, 18
SUPPORT, CUTTERHEAD KNIFE . . . . .	13, 14
SUPPORT, SHEAR BAR . . . . .	16, 17, 18
TIRES . . . . .	4, 5, 6, 7
TONGUE WITH ROPE AND GUIDES . . . . .	4, 5, 6, 7
TOOL BOX . . . . .	4, 5, 6, 7
TUBES, TIRE . . . . .	4, 5, 6, 7
"U" JOINT, CUTTERHEAD DRIVE . . . . .	13, 14
"U" JOINT, FEED ROLL DRIVE . . . . .	20, 21, 22

# PARTS BULLETIN

MACHINE: MODEL 880 FORAGE HARVESTER

SUBJECT: CORRECTIONS TO SERVICE PARTS CATALOG (ISSUE 11-72)

EFFECTIVE: IMMEDIATELY

Insert Revised pages 7, 8, 9, 10, 13, 14, 17, 18, 25, 26, 29, 30, 31, 32, 115, 116, 119, 120, 125 and 126 and remove old pages. Please make "write-in" corrections.

Rev.	Page	Ref. No.	Part No.	No. Used	Description
Change	42	38	134858	1	Grommet
				To	
			<u>103258</u>	1	Grommet
Change	53	8	138392	1	Guard Weld Assembly
				To	
			<u>247927</u>	1	Guard Weld Assembly

Service Parts Department

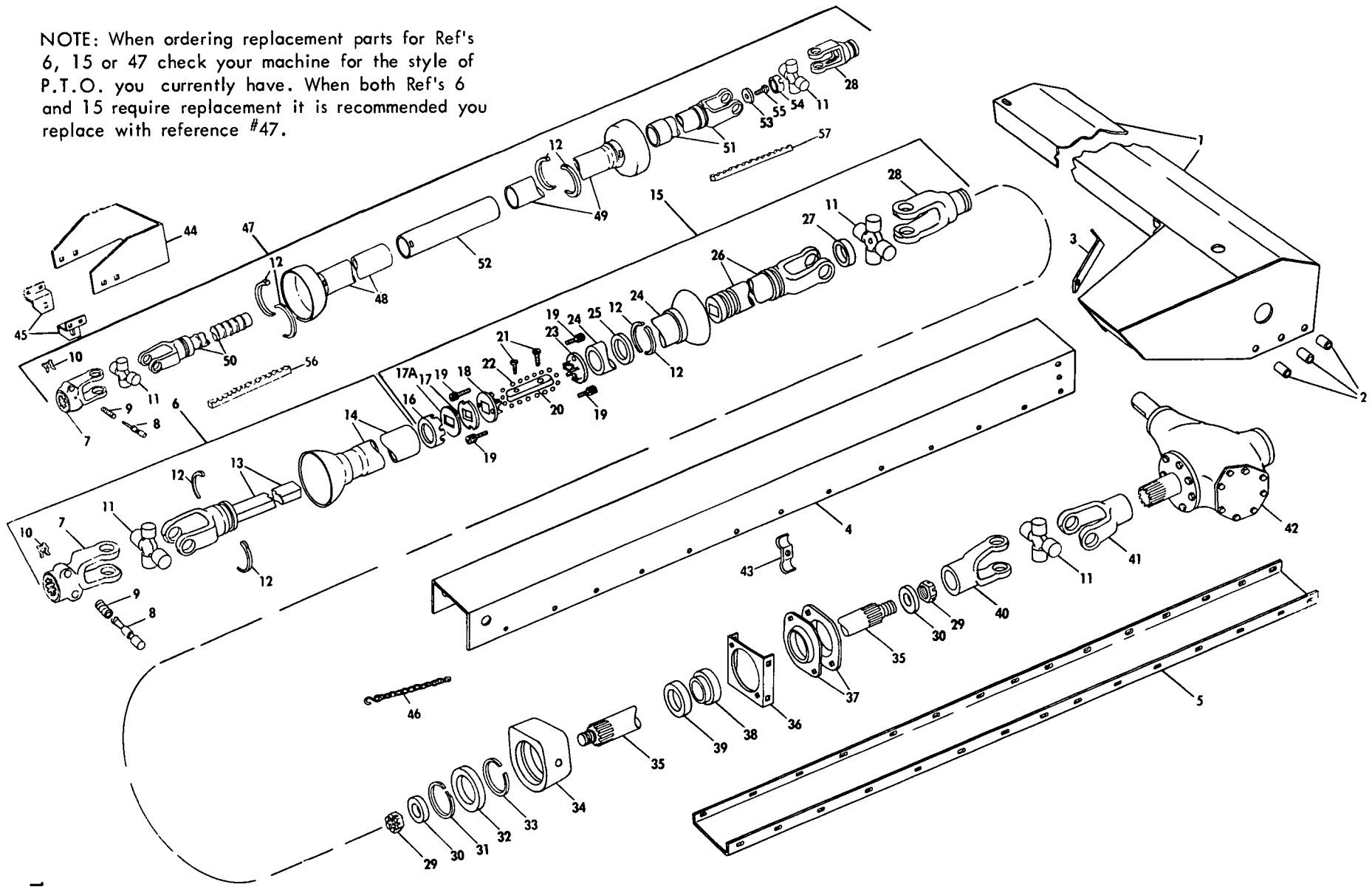
TONGUE, JACK, MAIN FRAME, WHEELS AND LIFT ARM GROUP (CONTINUED)

Ref. No.	Part No.	No. Used	Description
64	137401	1	Tool Box Lid Weld Assembly 4 88503 Cap Screw, 1/4" x 1/2" 4 80682 Lockwasher, 1/4" 4 84942 Nut, 1/4"
65	137420	1	Wheel Lug, Right Hand
66	137404	1	Wheel Lug, Left Hand
67	137389	2	Pivot Block
68	137388	2	Pin Weld Assembly
69	37851	2	Hair Pin Cotter
70	40533	1	Split Spacer, 15/16" Long
71	46972	1	Rope_ 1 34455 "S" Hook
72	47179	1	Split Spacer (Used to lock up attachment when Hydraulic Cylinder not used) 1 87196 Cap Screw, 5/8" x 1 3/4" 1 84057 Lockwasher, 5/8" 1 84947 Nut, 5/8"
73	200619	1	Side Sheet Repair Kit (Includes Ref's No.'s 74 thru 79) (To facilitate field repairs of Cutterhead Side Sheets in the area of the lower front feed rolls. Welding required)
74	188038	1	Insert Weld Assembly, R.H.
75	188037	1	Insert Weld Assembly, L.H.
76	167899	1	Reinforcing Pad, L.H.
77	167900	1	Reinforcing Pad, R.H.
78	188039	1	Template
79	188040	1	Repair Guide (Not Shown)
80	199475	1	Hitch Weld Assembly 4 87997 Cap Screw, Hex Head, 1/2" x 5", Grade 5 4 80679 Lockwasher, 1/2" 4 84946 Hex Nut, 1/2"

IMPORTANT

Insert Pages 7, 8, 9, 10, 13, 14, 17, 18, 25, 26, 29, 30, 31, 32, 115, 116, 119, 120, 125 and 126 into Model 880 Catalog, Issue 11-72. These pages are to update your catalog.

NOTE: When ordering replacement parts for Ref's 6, 15 or 47 check your machine for the style of P.T.O. you currently have. When both Ref's 6 and 15 require replacement it is recommended you replace with reference #47.



P. T. O. GROUP

Ref. No.	Part No.	No. Used		Description
		540 RPM	1000 RPM	
1	137282	1	1	P.T.O. Shield Weld Assembly 2 88206 Cap Screw, 3/8" x 1" 2 80702 Plain Washer, 3/8" 2 80680 Lockwasher, 3/8" 2 84944 Nut, 3/8"
2	37836	3	3	Split Spacer 3 87527 Carriage Bolt, 3/8" x 1 3/4" 3 80680 Lockwasher, 3/8" 3 84944 Nut, 3/8"
3	137455	1	1	Brace 2 87096 Cap Screw, 5/16" x 1" 2 80681 Lockwasher, 5/16" 2 84943 Nut, 5/16"
4	136979	1	1	Shield, Top 20 87000 Cap Screw, 5/16" x 3/4", Grade 5 20 87362 Plain Washer, 5/16" 20 80681 Lockwasher, 5/16" 20 84943 Nut, 5/16"
5	136980	1	1	Shield Bottom
6	136984	1		P.T.O. Assembly, Tractor Half
	179341		1	P.T.O. Assembly, Tractor Half
7	131894	1		Yoke
	143984		1	Yoke
8	40314	1		Yoke Pin
	131521		2	Yoke Pin
9	26981	1	2	Yoke Spring
10	40305	1	2	"X" Washer
11	126761	3	3	Bearing and Spider Assembly
11A	128566	3	3	Bearing and Spider Service Kit
12	131898	8	8	Bearing
13	136983	1	***1	Yoke and Shaft Weld Assembly
	179343		**1	Yoke and Shaft Weld Assembly
14	136968	1	***1	Outer Shield Assembly
	179344		**1	Outer Shield Assembly
15	136981	1	1	P.T.O. Assembly, Rear Half
16	*136974	1	1	Wiper Retainer
17	*136976	1	1	Wiper Felt
17A	*143906	1	1	Retainer
18	136975	1	1	End Cap for Ball Slip Sleeve
19	136969	4	4	Nylon Socket Head Cap Screw
20		4	4	Ball Retainer for Ball Slip Sleeve (Not Serviced)
21		8	8	Button Head Socket Screw (Not Serviced)
22	136972	164	164	1/4" Ball
23		1	1	End Cap for Ball Slip Sleeve (Not Serviced)
24	136967	1	1	Inner Shield Assembly
25	136418	1	1	Nylon Bearing
26	136982	1	1	Yoke, Tube and Sleeve Weld Assembly
27	136966	1	1	Dust Cap
28	136989	1	1	Yoke
29	84860	2	2	Hex Castle Nut, 3/4"
30	141781	2	2	Washer, 1 7/8" O.D. x 25/32" I.D. x 1/4" Thick
31	42447	1	1	Retaining Ring
32	12124	1	1	Bearing
33	37185	1	1	Retaining Ring
34	136987	1	1	Housing 2 87389 Cap Screw, 5/8" x 1 1/4" 2 84057 Lockwasher, 5/8"

\* One each of these items are also contained in and available by ordering the 95605 Service Kit

\*\* Used on and Between Serial No. 86617 and 130382.

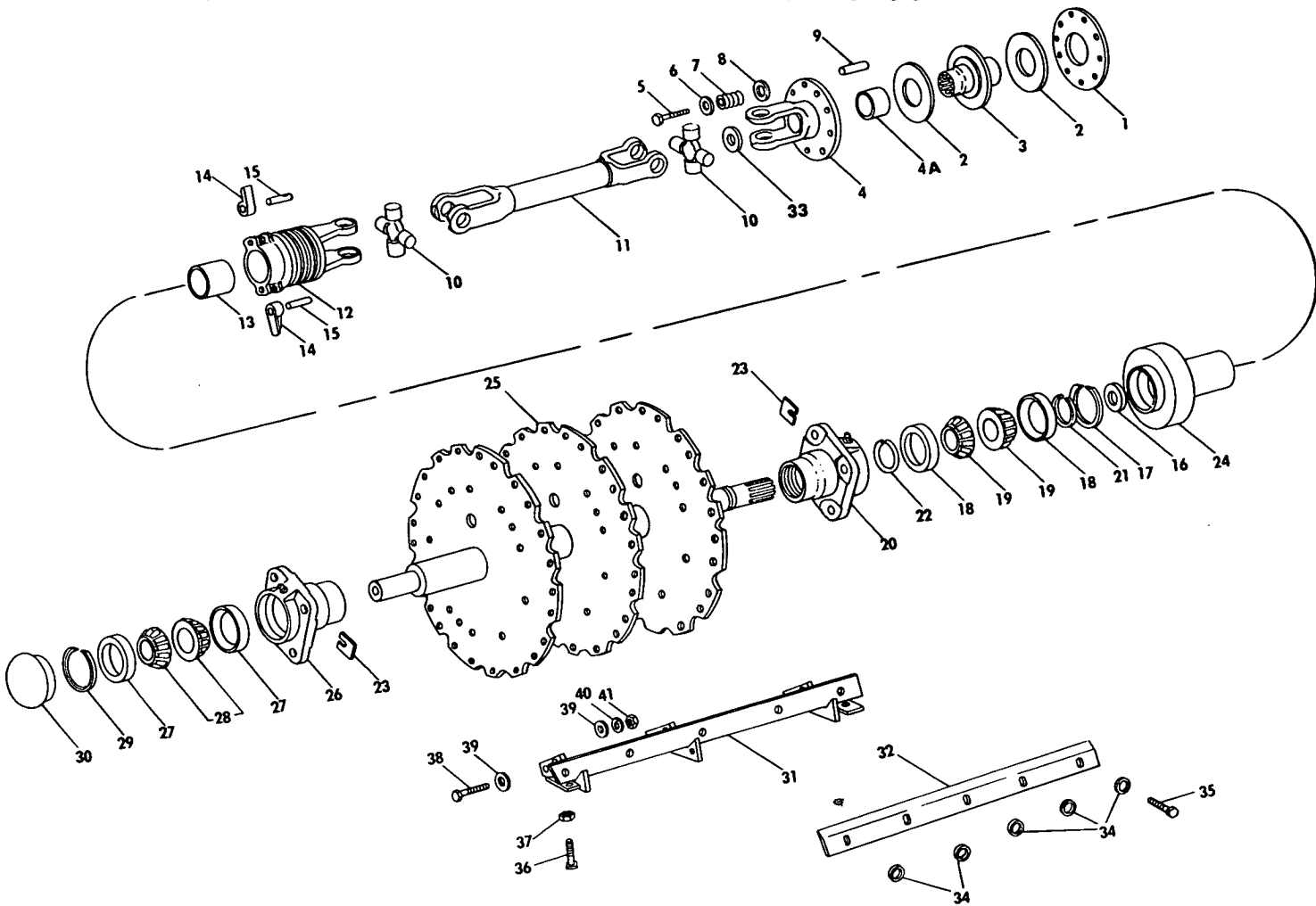
\*\*\* Used on and Below Serial No. 86616. CONTINUE

P.T.O. GROUP (CONTINUED)

Ref. No.	Part No.	No. Used		Description
		540 RPM	1000 RPM	
35	136977	1	1	Shaft 2 80737 Cotter Pin, 3/16" x 1 1/2"
36	136965	2	2	Bracket 2 87686 Bolt, Round Head, Square Neck, 3/8" x 1" 6 87596 Bolt, Round Head, Square Neck, 3/8" x 3/4" 2 80702 Plain Washer, 3/8" 8 80680 Lockwasher, 3/8" 8 84944 Hex Nut, 3/8"
37	136978	4	4	Flangette 4 87686 Bolt, Round Head, Square Neck, 3/8" x 1" 4 80680 Lockwasher, 3/8" 4 84944 Hex Nut, 3/8"
38	47066	2	2	Bearing, 1 3/8" Bore
39	47067	2	2	Locking Collar
40	136988	1	1	Yoke
41	136990	1	1	Yoke
42	136823	1		1 87414 Grease Fitting, 1/4"-28, Straight, Self-Tapping
	136824		1	Gearbox Assembly, 540 R.P.M. (See Parts List on Pages 11 & 12) Gearbox Assembly, 1000 R.P.M. (See Parts List on Pages 11 & 12) 4 87389 Cap Screw, Hex Head, 5/8" x 1 1/4" 4 80299 Plain Washer, 5/8" 4 84057 Lockwasher, 5/8"
43	42365	1	1	Clamp 1 87814 Tap Bolt, 3/8" x 2" 1 80680 Lockwasher, 3/8" 1 84944 Hex Nut, 3/8" 1 80840 Wing Nut, 3/8"
44	*171183	1	1	Shield
	**224224	1	1	Shield
45	*171182	2	2	Bracket
	**224223	2	2	Bracket 4 84826 Carriage Bolt, 5/16" x 3/4" 4 80681 Lockwasher, 5/16" 4 87382 Hex Locknut, 5/16"
46	216856	1	1	Chain Assembly w/"S" Hook 1 34455 "S" Hook 1 88206 Cap Screw, Hex Head, 3/8" x 1" 1 87016 Plain Washer, 3/8" 1 80680 Lockwasher, 3/8" 1 84944 Hex Nut, 3/8"
47	255255	1		Tractor P.T.O. Assembly ---Replaces 217623
	255256		1	Tractor P.T.O. Assembly ---Replaces 217622
48	255251	1	1	Outer Shield Assembly ---Replaces 217620
49	255249	1		Inner Shield Assembly ---Replaces 217618
	255250		1	Inner Shield Assembly ---Replaces 218248
50	255246	1	1	Front Yoke Assembly w/Ref. 56 ---Replaces 217621 202102 Repair Kit for Roller Cage
51	255247	1		Rear Yoke Assembly w/Ref. 57 ---Replaces 217616
	255248		1	Rear Yoke Assembly w/Ref. 57 ---Replaces 218247
52	218260	1	1	Bar Shield ---Replaces 218259
53	217619	1	1	Stop Washer
54	217617	1	1	Spline End Cup
55	218246	1	1	Bolt (Special)
56	255254	1	1	Rack - For Ref. 50 2 280160 Cap Screw, Hex Socket, #10 x 3/4" N.F.
57	255253	1	1	Sleeve Rack - For Ref. 51 2 255252 Set Screw, Hex Socket, 1/4" x 1/2", N.F.

\* Used on and below Serial No. 130923  
\*\* Used on and above Serial No. 130924

## CUTTERHEAD DRIVE AND KNIFE GROUP



Ref. No.	Part No.	No. Used	Description
1	122443	1	Clutch Plate
2	122718	2	Friction Disc
3	137240	1	Disc Weld Assembly
4	137239	1	Clutch Plate & Yoke W/Bushing 126760
4A	126760	1	Bushing
5	87170	10	Cap Screw 3/8" x 3 3/4"
6	34187	10	Washer
7	126758	10	Spring, Compression
8	36823	AR	Shim
9	131491	10	Spacer
10	29214	2	Bearing and Spider Assembly
10A	129776	2	Bearing and Spider Service Kit
11	137238	1	"U" Joint
12	137242	1	Sheave W/Bushing #137237 1 87414 Grease Fitting, 1/4"-28, Straight, Self-Tapping
13	137237	1	Bushing
14	218527	2	Clutch Dog ---Replaces 46787
15	46789	2	Pin 2 80618 Cotter Pin 1/8" x 2"
16	139506	1	Washer
17	137250	1	Snap Ring
18	49029	2	Bearing Cup
19	49030	2	Bearing Cone

AR - As Required

CONTINUED

10-1-73



CUTTERHEAD DRIVE AND KNIFE GROUP (CONTINUED)

Ref. No.	Part No.	No. Used	Description
20	139510	1	Bearing Housing 1 80710 Grease Fitting, 1/8" P.T., Straight 4 84597 Carriage Bolt, 1/2" x 1 3/4" 4 80679 Lockwasher, 1/2" 4 84946 Nut, 1/2"
21	139504	1	Retaining Ring
22	137251	1	Ring Spacer
23	131405	AR	Shim .025" Thick
24	139508	1	Overrunning Clutch
25	225473	1	Shaft and Support Weld Assembly ---Replaces 139515 1 87215 Cap Screw, 3/4" x 2 1/2" 1 87340 Lockwasher, 3/4"
26	137605	1	Bearing Housing 1 80710 Grease Fitting, 1/8" P.T., Straight 4 84597 Carriage Bolt, 1/2" x 1 3/4" 4 80679 Lockwasher, 1/2" 4 84946 Nut, 1/2"
27	67526	2	Bearing Cup
28	67527	2	Bearing Cone
29	137396	1	Snap Ring
30	137395	1	Hub Cap
31	245658	6 or 9	Knife Support Weld Assembly ---Replaces 137279, 225829
32	137268	AR	Knife, Standard (Available as Service Part)
	221755	6 or 9	Knife, Hardfaced (Standard Equipment) ---Replaces 163228
33	29684	1	Washer 1 87670 Cap Screw, 1/2" x 1 1/4" 1 80679 Lockwasher, 1/2"
34	130358	30 or 45	Washer ---Replaces 64053
35	88572	30 or 45	Cap Screw, 5/8" x 1 1/4", Grade 8 (NF)
36	* 87579	12 or 18	Set Screw, Square Head, Flat Point, 1/2" x 2 1/4"
37	* 84970	12 or 18	Jam Nut, 1/2"
38	47557	18 or 27	Bolt, Special 5/8" x 1 3/4" - Used on Center
	167053	36 or 54	Bolt, Special 5/8" x 2" - Used on Outside
39	49637	108 or 162	Washer 163962 Shim .015" Thick (Used when or as required) 66271 Shim .036" Thick (Used when or as required)
40	84057	54 or 81	Lockwasher, 5/8"
41	84947	54 or 81	Nut, 5/8"

AR - As Required

\* Used on and below Serial No. 130382

o NOTE: When replacing Knife Supports, replace in sets of 2 for 6 Knife and 3 for 9 Knife and on opposite sides of Cutterhead to maintain balance.

SHEAR BAR, CUTTERHEAD WRAPPER AND COVER AND KNIFE SHARPENER GROUP (CON'D)

Ref. No.	Part No.	No. Used	Description
4	* 88706	2	Cap Screw, Hex Head, 5/8" x 1 3/4", Grade 8 2 84947 Nut, 5/8"
4A	* 88644	1	Cap Screw, Hex Head, 3/8" x 2", Grade 8 1 80680 Lockwasher, 3/8"
5	*137264	1	Scraper 2 87848 Cap Screw, Hex Head, 1/2" x 1", Grade 5 (N.F.) 2 80700 Plain Washer, 1/2" 2 80679 Lockwasher, 1/2"
6	*167682	1	Shear Bar
7	173617	1	Wrapper Weld Assembly 5 87000 Cap Screw, Hex Head, 5/16" x 3/4", Grade 5 5 80664 Plain Washer, 5/16" 5 80681 Lockwasher, 5/16" 5 84943 Hex Nut, 5/16"
8	131405	AR	Shim 1 88848 Cap Screw, Hex Head, 1/2" x 2", Grade 5 (N.F.) 1 34945 Special Washer, 1/2" 1 88130 Hex Locknut, 1/2", Grade C (N.F.)
9	173616	2	Strip 18 88666 Plow Bolt, 3/8" x 1 1/4", Grade 5 18 80702 Plain Washer, 3/8" 18 80680 Lockwasher, 3/8" 18 84944 Hex Nut, 3/8"
10	137385	2	Rod 4 80680 Lockwasher, 5/8" 4 87262 Hex Nut, 5/8" (N.F.)
11	11551	4	Spacer Washer
12	245741	14	Tightener Weld Assembly ---Replaces 137423 14 87466 Cap Screw, Hex Head, 1/2" x 1 3/4", Grade 5 14 80679 Lockwasher, 1/2"
13	137452	2	Angle 10 87686 Bolt, Round Head, Short Square Neck, 3/8" x 1" 10 80702 Plain Washer, 3/8" 10 80680 Lockwasher, 3/8" 10 84944 Hex Nut, 3/8"
14	137266	1	Cover Weld Assembly
15	110310	2	Wing Nut, 3/8" 2 84844 Bolt, Square Head, 3/8" x 1 1/2"
16	35115	2	Butt Hinge 12 87139 Machine Screw, Flat Head, 1/4" x 3/4" 12 80682 Lockwasher, 1/4" 12 84942 Hex Nut, 1/4"
17	122513	2	Shield
18	137428	1	Handle Weld Assembly
19	228089	2	Bracket ---Replaces 122524 4 88077 Plow Bolt, 7/16" x 1 1/4" 4 81547 Lockwasher, 7/16" 4 84945 Hex Nut, 7/16"
20	137426	2	Sharpener Rail
21	137409	1	Sharpener Shield Weld Assembly
22	43485	1	Plug
23	12621	1	Retainer
24	67032	1	Carrier
25	66844	1	Stone Holder
26	35670	2	Rubber Ring
27	46443	1	Spacer
28	46442	1	Spacer
29	35666	1	Stone

AR - As Required

CONTINUE

10-1-73

17

SHEAR BAR, CUTTERHEAD WRAPPER AND COVER AND KNIFE SHARPENER GROUP (CON'D)

Ref. No.	Part No.	No. Used	Description
30	35675	AR	Shim, .007" Thick
31	67030	1	Plate 4 88503 Cap Screw, Hex Head, 1/4" x 1/2" 4 80682 Lockwasher, 1/4"
32	35664	1	Stone Holder Cap
33	223439	1	Kicker ---Replaces 35673 2 87907 Bolt, Round Head, Short Square Neck, 1/4" x 1" 2 84060 Hex Locknut, 1/4"
34	35674	1	Spring
35	*167489	2	Clip
36	* 88684	2	Cap Screw, 5/16" x 7/8", Grade 8 2 80681 Lockwasher, 5/16"
37	**177460	2	Spacer
38	**236768	1	Shear Bar Support ---Replaces 172096 4 88736 Cap Screw, Hex Head, 3/4" x 4" (Grade 8) (N.F.) 1 88083 Cap Screw, Hex Head, 1/2" x 2" 3 87689 Cap Screw, Hex Head, 1/2" x 1 1/2" (Grade 5) 1 80700 Plain Washer, 1/2" AR 87364 Plain Washer, 1/2" 4 87340 Lockwasher, 3/4" 3 80679 Lockwasher, 1/2" 4 87312 Hex Nut, 3/4" (N.F.) 1 84236 Hex Locknut, 1/2"
39	**236459	1	Shear Bar Holder ---Replaces 172086
40	**237521	1	Shear Bar Service Assembly (Includes (1) Shear Bar, (5) 246082 Cap Screws and (5) 244379 Washers plus an assembly instruction sheet) ---Replaces 172087, 215967 5 246082 Cap Screw, Hex Socket, 1/2" x 1 3/4", Grade 8 5 244379 Washer, Special 5 88030 Plow Bolt, 1/2" x 2", Grade 5 } Used w/old style 5 84236 Hex Locknut, 1/2" } Shear Bar Plate
41	**177458	2	Adjusting Nut
42	**172319	2	Cap Screw Weld Assembly 2 87340 Lockwasher, 3/4" 2 87312 Hex Nut, 3/4" (N.F.)
43	**177459	2	Washer
44	**179228	2	Adjustment Bolt 2 87312 Hex Nut, 3/4" (N.F.)
45	**223697	1	Scraper Weld Assembly ---Replaces 177465 2 509966 Cap Screw, Hex Head, 1/2" x 2" (Grade 8) } Used w/old 4 58102 Plain Washer, Special } style scraper 2 88130 Hex Locknut, 1/2", Grade C (N.F.) } 177465 4 34945 Washer, Special, 1/2" } 2 280133 Cap Screw, Hex Head, 1/2" x 2 1/2" (Grade 8) } Used w/current (N.F.) } style scraper W/A
46	**177759	2	Plate 2 80664 Plain Washer, 5/16" 2 80681 Lockwasher, 5/16" 2 84943 Hex Nut, 5/16"
47	***132321	2	Washer, Dished
48	** 64263	AR	Washer

\* Used on and below Serial No. 86616. Use caution when replacing Set Screw #163003 and 165489 because they are not interchangeable. 163003 is 1 1/4" long from under a square head to its point. 165489 is 1 1/8" long from under a 12 point head to its point.

\*\* Used on and above Serial No. 86617.

\*\*\* Used on and above Serial No. 86621 except Serial No. 86641.

AR - As Required

10-1-73

FEED ROLL DRIVE AND GEARBOX GROUP

Ref. No.	Part No.	No. Used	Description
	136796		GEARBOX, COMPLETE
1	136777	2	Change Sprocket Weld Assembly, 23 Tooth
2	26312	3	Washer
3	136790	1	Shaft 2 87670 Cap Screw, 1/2" x 1 1/4" 2 80679 Lockwasher, 1/2"
4	136771	5	Oil Seal
5	218230	5	Tapered Roller Bearing Cup and Cone Assembly
7	47204	3	Retaining Ring
8	136783	2	Gear, 59 Teeth
9	136770	AR	Shim .002
10	136769	AR	Shim .010
11	136760	1	Washer
12	136761	1	Bearing Retainer 3 88206 Cap Screw, 3/8" x 1" 3 80680 Lockwasher, 3/8"
13	136778	1	Change Sprocket Weld Assembly, 14 Tooth
14	136792	1	Shaft 1 87670 Cap Screw, 1/2" x 1 1/4" 1 80679 Lockwasher, 1/2"
15	41325	AR	Shim, .002
16	41326	AR	Shim, .005
17	41327	AR	Shim, .010
18	41328	AR	Shim, .020
19	45283	1	Washer
20	41283	1	Bearing Retainer 3 88206 Cap Screw, 3/8" x 1" 3 80680 Lockwasher, 3/8"
21	39853	1	Air Vent
22	136758	1	Roller Chain Assembly, #RC 60
	25808	AR	Roller Link #RC 60
	25812	AR	Connecting Link #RC 60
23	35469	1	Chain Idler Assembly 1 87974 Cap Screw, 1/2" x 2 3/4" 2 87364 Plain Washer, 1/2" 1 80679 Lockwasher, 1/2" 1 84946 Nut, 1/2"
24	248617	1	Pad ---Replaces 136766
25	136765	1	Lock
26	136767	1	Spacer Split 1 88207 Cap Screw, 1/2" x 3 3/4", Grade 5 2 87364 Plain Washer, 1/2" 1 80679 Lockwasher, 1/2"
27	136791	1	Shaft
28	136779	1	Gear, 41 Teeth
29	01081	1	Washer, 1 3/8" O.D. x 49/64" I.D. x .075" Thick
31	179080	1	Tapered Roller Bearing Cup and Cone Assembly
32	67375	AR	Shim, .005 Thick
33	126105	AR	Shim, .007 Thick
34	126106	AR	Shim, .020 Thick
35	130683	1	Bearing Cup 1 87415 Grease Fitting, 1/4"-28, 90°, Self-Tapping 2 88206 Cap Screw, 3/8" x 1" 2 84307 Lockwasher, 3/8"

AR - As Required

CONTINUE

FEED ROLL DRIVE AND GEARBOX GROUP (CONTINUED)

Ref. No.	Part No.	No. Used	Description
36	241373	1	Reversing Gearbox Housing ---Replaces 136797, 199150 2 80775 Pipe Plug, 1/4" or 2 80788 Pipe Plug, 3/4"-14 1 87608 Cap Screw, Hex Head, 5/8" x 2" 2 87195 Cap Screw, Hex Head, 5/8" x 1 1/2" 1 80299 Plain Washer, 5/8" I.D. x 1 3/4" O.D. 2 87365 Plain Washer, 5/8" I.D. x 1 15/16" O.D. 3 84057 Lockwasher, 5/8" 1 84947 Hex Nut, 5/8" 2 80981 Set Screw, Square Head, } Installed through Main Cup Point, 5/16" x 2" } Frame for positioning 2 84968 Hex Jam Nut, 5/16" } Gearbox
37	**218547	1	Gasket ---Replaces 136789
	***241371	1	Gasket
38	**218184	1	Cover w/Idler Shaft No. 218762 ---Replaces 136785 - See Notes 1 & 2
	***241588	1	Cover w/Idler Shaft No. 218762 13 84844 Cap Screw, Hex Head, 3/8" x 1 1/2", Grade 5 1 88206 Cap Screw, Hex Head, 3/8" x 1", Grade 5 } Used 14 80680 Lockwasher, 3/8" } BSN 13 84040 Hex Locknut, 3/8" } 130923 14 88948 Cap Screw, Hex Head, 3/8" x 1 3/4" (UNF) (Grade 8) 2 88206 Cap Screw, Hex Head, 3/8" x 1" (Grade 5) 16 213169 Washer, Special } Used 14 80855 Hex Locknut, 3/8" (UNF) (Grade C) } ASN 2 87238 Dowel Pin, 5/16" x 3/4" } 130924
39	80788	1	Pipe Plug Square Head, 3/4"
40	137438	1	Change Sprocket, 20 Tooth (Sold less Chain)
41	239033	1	Chain Extension for Change Sprockets, #RC 60, 11 Pitches --- Replaces 137414
	25808	AR	Roller Link, #RC 60
	25812	AR	Connecting Link, #RC 60
	25817	AR	Offset Link, #RC 60
42	97630	1	Change Sprocket Kit, 45 Tooth (Optional) (Includes) 1 143553 45 Tooth Change Sprocket 1 84235 Cap Screw, 1/2" x 1 3/4" 1 137414 Chain Extension 4 80700 Plain Washer, 1/2"

#1 NOTE: On later models Shifter Shaft Bore changed to 1 1/2" and used 67101 Seal -- Ref. 29 on Page 28.

\*\* Used on and below Serial No. 130923.

\*\*\* Used on and above Serial No. 130924.

AR - As Required

#2 NOTE: If replacing Cover with 1" Idler Shaft the following items must be order in addition to 218184 Cover:

- 1 49029 Bearing Cup -- Ref. 44 on Page 29
- 1 218182 Bearing Cone -- Ref. 43 on Page 29
- 1 218763 Bearing -- Ref. 41 on Page 29
- 1 218764 Gear -- Ref. 40 on Page 29

GEARBOX DRIVE AND GEARBOX CLUTCH GROUP

Ref. No.	Part No.	No. Used	Description
1	188827	1	Power Band Belt, 4 Groove (Replaces previous set of 4 Belts)
1A	139931	AR	"V" Belt (Used to Service Set of 4 "V" Belts)
2	136786	1	Idler
3	136740	1	Bearing
4	182900	1	Arm Weld Assembly
5	136772	1	1 80738 Cotter Pin, 3/16" x 1 1/4" Tube and Bracket Assembly w/Bushings No. 66812 1 87415 Grease Fitting, 1/4"-28, 90°, Self-Tapping 1 87689 Cap Screw, Hex Head, 1/2" x 1 1/2", Grade 5 1 88011 Cap Screw, Hex Head, 3/8" x 1 1/4", Grade 5 1 87364 Plain Washer, 1/2" 1 80702 Plain Washer, 3/8" 1 80679 Lockwasher, 1/2" 1 80680 Lockwasher, 3/8"
6	66812	2	Bushing
7	136793	1	Sheave
8	33298	1	Washer
9	136771	1	Seal
10	136761	1	Bearing Retainer 3 88206 Cap Screw, Hex Head, 3/8" x 1" 3 80680 Lockwasher, 3/8"
11	136760	1	Washer
12	136769	AR	Shim .010 Thick
13	136770	AR	Shim .002
15	218230	1	Tapered Roller Bearing Cone and Cup Assembly
16	***248620	1	Shaft ---Replaces 174885, 226574
	****164253	1	Shaft 1 88572 Cap Screw, Hex Head, 5/8" x 1 1/4" (N.F.) Grade 8 1 84057 Lockwasher, 5/8"
17	#133454	1	Bearing, Ball Thrust
	##226500	1	Bearing and Housing Assembly
18	133456	1	Bushing
19	#133455	1	Plate
	##227761	1	Plate
20	66822	3	Bar
21	***174894	6	Spacer, 1 25/32" Long 6 88709 Cap Screw, Hex Head, 5/16" x 2 1/2", Grade 8 6 80681 Lockwasher, 5/16"
	**** 66826	6	Spacer 1 13/32" Long 6 87505 Cap Screw, Hex Head, 5/16" x 2" 6 80681 Lockwasher, 5/16"
22	*** 88701	3	Spring Pin, 1/4" x 1 7/8"
	**** 87406	3	Spring Pin, 1/4" x 1 1/2"
23	***174892	3	Spring 1 5/8" Free Length
	**** 42019	3	Spring, 1 15/64" Free Length
24	66595	AR	Clutch Driving Disc Assembly (5 Used BSN 86616. 7 Used ASN 86617)
25	66448	AR	Clutch Plate (4 Used BSN 86616. 6 Used ASN 86617)
26	248619	1	Clutch Carrier w/Pins #225052 and Bushing #248618 ---Replaces 136743,
27	248618	1	Bushing ---Replaces 136757
28	225052	2	Pin ---Replaces 136742
29	136744	1	Washer, 1 1/2" I.D. x 2 5/8" O.D. x 1/16" Thick
30	226572	2	Pinion and Bushing #136749 ---Replaces 136748
31	136749	2	Bushing
32	136747	2	Washer
33	137286	2	Retaining Ring
34	228033	1	Gear ---Replaces 136776
35	136788	1	Gear w/Bushing #65930
36	65930	2	Bushing ---Replaces 39216

AR - As Required

CONTINUE

10-1-73

GEARBOX DRIVE AND GEARBOX CLUTCH GROUP (CONTINUED)

Ref. No.	Part No.	No. Used	Description
37	136759	1	Washer, 1 1/4" I.D. x 2 5/8" O.D. x 1/16" Thick
38	25121	1	Retaining Ring
39	122409	1	Washer
40	++136745	1	Idler Gear
	+++218764	1	Idler Gear
41	++136746	1	Bearing
	+++218763	1	Bearing
42	++136756	1	Idler Shaft, 1" O.D.
	+++218762	1	Idler Shaft, 1 1/8" O.D.
43	+++218182	1	Tapered Roller Bearing Cone
44	++218228	1	Tapered Roller Bearing Cup and Cone Assembly
	+++ 49029	1	Tapered Roller Bearing Cup
45	181991	1	Oil Seal
46	27503	2	Retaining Ring
47	137236	AR	Shim
48	136781	1	Sprocket and Hub Weld Assembly
49	80779	1	Expansion Plug
50	187106	1	Stud Shaft
			1 512794 Plain Washer
			1 80680 Lockwasher, 5/8"
			1 84947 Hex Nut, 5/8"
			AR 87341 Lockwasher, 7/8"
			AR 87315 Jam Nut, 7/8" (N.F.)
51	81823	1	Grooved Pin Type "A", 5/16" x 1 3/4"
52	***226840	1	Cam Bar Weld Assembly ---Replaces 174888
52A	****136782	1	Cam Bar Weld Assembly
53	***174893	1	Spring
53A	****136763	1	Spring
54	66297	1	"O" Ring
55	***174895	1	Guide
55A	****136768	1	Guide
			2 87096 Cap Screw, 5/16" x 1"
			2 80681 Lockwasher, 5/16"
56	189894	1	Plug
57	27286	2	Seal, 1 1/4" O.D. (1 used at shifter handle on and below Serial No. 116882)
58	66823	1	Nut
59	66805	1	Seal
61	142088	AR	Thrust Race
62	142090	1	Needle Thrust Bearing
63	***174889	1	Control Arm
63A	**** 76935	1	Control Arm
			1 80768 Woodruff Key, #15, 1/4" x 1"
			1 88580 Set Screw, Square Head, Cone Pt., 5/16" x 1"
			1 80427 Set Screw, Hex Socket Hd., Cup Pt., 5/16" x 3/4"
			2 84968 Jam Nut, 5/16"
64	66813	1	Cam Follower
65	59998	1	Rod
66	87309	1	Jam Nut, 1/2" (N.F.)
67	87814	1	Tap Bolt, 3/8" x 2"
68	84969	1	Jam Nut, 3/8"
69	136775	1	Shaft
70	***229368	1	Reverse Band Assembly ---Replaces 163423
70A	**** 66643	1	Reverse Band Assembly
71	***144841	1	Pin
71A	****136764	1	Pin
			2 80746 Cotter Pin, 1/8" x 1/2"

AR - As Required

CONTINUE

10-1-73

GEARBOX DRIVE AND GEARBOX CLUTCH GROUP (CONTINUED)

Ref. No.	Part No.	No. Used	Description
72	***163424	1	Link
72A	**** 66644	1	Link Weld Assembly 1 80768 Woodruff Key, #15, 1/4" x 1"
73	66828	1	Lock 1 88503 Cap Screw, 1/4" x 1/2" 1 80682 Lockwasher, 1/4"
74	***174898	1	Adjusting Bolt, 3" Long 1 213169 Washer, Special
74A	****128004	1	Adjusting Bolt, 7" Long 1 87016 Plain Washer, 3/8" I.D. x 7/8" O.D. 2 80702 Plain Washer, 3/8" I.D. x 1" O.D.
75	49856	1	"O" Ring
76	***105383	1	Spring
76A	**** 66809	1	Spring
77	66989	1	Pin
78	137931 <sup>o</sup>	1	Arm Weld Assembly 1 80768 Woodruff Key, #15, 1/4" x 1" 1 87598 Set Screw, Square Head, Cone Pt., 3/8" x 1" 1 84969 Nut, 3/8"
79	66985	1	Wrench, 2 5/16"
80	66987	1	Wrench, 1 7/16"
81	136524	1	Spring
82	36835	1	Eyebolt 2 84944 Nut, 3/8"
83	242310 <sup>o</sup>	1	Gearbox Adjustment Rod ---Replaces 137549 1 80753 Cotter Pin, 1/4" x 1 1/2"
84	** 47919 <sup>o</sup>	1	Shifter Rod Weld Assembly
	*143506 <sup>o</sup>	1	Shifter Rod Weld Assembly 1 80386 Set Screw, Square Head, Cup Point, 3/8" x 1" 1 84969 Hex Jam Nut, 3/8"
85	122530 <sup>o</sup>	1	Shift Lever Bracket 1 87982 Cap Screw, 3/8" x 3/4" 1 80680 Lockwasher, 3/8" 1 84944 Nut, 3/8"
86	126697	1	Grip
87	*** 27503	1	Retainer Ring
88	249100	AR	Washer ---Replaces 116312
89	+ 67101	1	Oil Seal, 1 1/2" O.D.
90	248616	1	Washer, Special - Used between Ref. 26 Clutch Carrier and Ref. 87 Retaining Ring

- \* This rod is approximately 126" long and used on current models.
- \*\* This rod is approximately 90" long and used on early models.
- \*\*\* Used on and above Serial No. 86617.
- \*\*\*\* Used on and below Serial No. 86616.
- + Used on and above Serial No. 116881.
- ++ Used on and below Serial No. 130382.
- +++ Used on and above Serial No. 130383.
- # Used on and below Serial No. 130923.
- ## Used on and above Serial No. 130924.
- <sup>o</sup> Components of Manual Control, See Page 36 for Electric Controls.

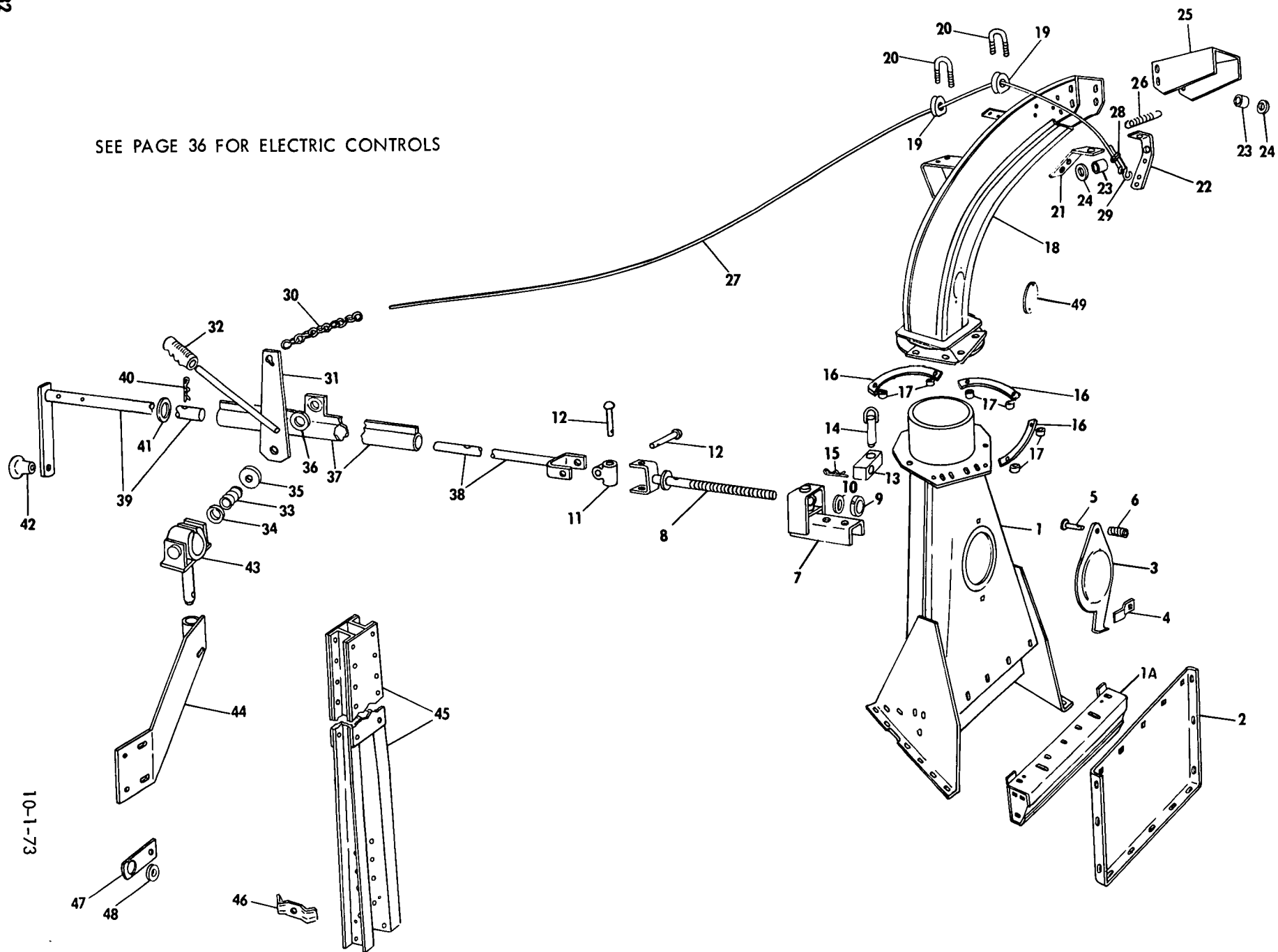
AR - As Required



# SPOUT AND DEFLECTOR CONTROL GROUP

32

SEE PAGE 36 FOR ELECTRIC CONTROLS



10-1-73

MODEL 880 N3 ROW CROP  
 MAIN DRIVE AND OUTBOARD GATHERING CHAINS W/SPROCKETS  
 UPPER AND LOWER (LEFT SIDE SHOWN)

Ref. No.	Part No.	No. Used	Description
1	164766	1	Main Drive Shaft, L.H. 1 80736 Cotter Pin, 3/16" x 1 3/4"
2	87123	5	Woodruff Key, #28, 5/16" x 2 1/8"
3	137565	2	Retainer
4	137486	1	24 Tooth Sprocket w/Sleeve #58148
	137485	1	20 Tooth Sprocket w/Sleeve #58148
	137489	1	28 Tooth Sprocket w/Sleeve #58148
	164740	1	34 Tooth Sprocket w/Sleeve #58148
5	58148	2	Shear Bolt Sleeve
6	244987	2	Shear Bolt w/Nut
7	137592	1	Shear Hub Weld Assembly w/Sleeve #58147 2 80435 Set Screw, Hex Socket Cup Point, 3/8" x 3/4" 2 84969 Jam Nut, 3/8"
8	58147	2	Shear Bolt Sleeve
9	146258	AR	Washer ---Replaces 32455
10	182937	6	Flangette 2 84867 Carriage Bolt, 3/8" x 3/4" 4 88682 Carriage Bolt, 3/8" x 1" 3 87494 Carriage Bolt, 3/8" x 1 1/4" 9 80680 Lockwasher, 3/8" 9 84944 Nut, 3/8"
11	38766	4	Bearing
12	38767	4	Collar 4 80429 Set Screw, 5/16" x 5/16"
13	122896	1	Feeder Drive Chain, RC 50 70 Pitches
	25816	AR	Offset Link #RC 50
	25194	AR	Connecting Link (Spring Clip Type) #RC 50
	25805	AR	Roller Link #RC 50
14	35469	1	Chain Idler Assembly 1 88590 Carriage Bolt, 1/2" x 3" AR 80700 Plain Washer, 1/2" 1 80679 Lockwasher, 1/2" 1 84946 Nut, 1/2"
15	80410	1	Woodruff Key, #9, 5/16" x 1"
16	164639	1	Sprocket Weld Assembly
17	40912	4	Bevel Pinion 8 80435 Set Screw, Hex Socket Cup Point, 3/8" x 3/4" 8 84969 Jam Nut, 3/8"
18	164732	1	Coupling 2 126656 Cap Screw, (Special) 2 88109 Hex Nut, Castellated, 3/8"-24
19	164807	1	Main Drive Shaft, R.H.
20	139939	1	Split Spacer
21	43048	2	Flangette 3 87494 Carriage Bolt, 3/8" x 1 1/4" 3 80680 Lockwasher, 3/8" 3 84944 Nut, 3/8"
22	138759	4	Miter Gear
23	36633	AR	Washer, .060" Thick
	38741	AR	Washer, .036" Thick
24	135423	8	Ball Bearing
25	137564	2	Shield Washer
26	164649	2	Sprocket Weld Assembly 2 80737 Cotter Pin, 3/16" x 1 1/2"

AR - As Required

CONTINUE

10-1-73

MODEL 880 N3 ROW CROP  
 MAIN DRIVE AND OUTBOARD GATHERING CHAINS W/SPROCKETS  
 UPPER AND LOWER (LEFT SIDE SHOWN) (CONTINUED)

Ref. No.	Part No.	No. Used	Description
27	198581	2	Sprocket, 10 Tooth 4 88716 Cap Screw, 3/8" x 1", Grade 8 (Peen after Assembly)
28	164663	2	Universal Joint Assembly
29	164661	2	Yoke and Shaft Assembly, Lower 2 80754 Cotter Pin, 3/16" x 1 1/2"
30	139842	4	Spider and Bearing Assembly w/Ref. 30A
30A	95680	4	Spider and Bearing Service Kit
31	50836	4	Yoke 4 87876 Groove Pin, Type "A", 1/4" x 1 1/2"
32	139266	2	Lower Side Gathering Chain w/Long Flights, CA620, 48 Pitches
32A	42948	AR	Attachment Link Assembly (Incl. Long Flight Link and 2 Roller Links) CA620
32B	128694	AR	Connector Link, CA620
32C	43614	AR	Roller Link, CA620
33	137559	4	Base Plate 8 88011 Cap Screw, 3/8" x 1 1/4" 8 80681 Lockwasher, 5/16"
34	137555	4	Cam Weld Assembly 4 84057 Lockwasher, 5/8" 4 84947 Nut, 5/8"
35	137558	4	Support Plate Weld Assembly
36	37895	4	Pin
37	137575	4	Compression Spring
38	214498	4	Bracket Weld Assembly 4 87574 Cap Screw, 5/8" x 3 1/2", Grade 5 AR 27697 Special Washer 4 87365 Plain Washer, 5/8" 4 84057 Lockwasher, 5/8" 4 84947 Nut, 5/8"
39	138728	4	Cap
40	12084	6	Retaining Ring
41	66553	6	Bearing
42	138741	6	Idler Sprocket
43	27258	4	Stop
44	137467	4	Guard
45	137560	4	Washer
46	43513	4	Support Plate
47	137576	2	Universal Shaft
48	164657	2	Universal Joint Assembly, Upper
49	164656	2	Yoke and Shaft Weld Assembly, Upper 2 87973 Groove Pin, Type "E". 1/4" x 1 1/4"
50	122696	2	Split Spacer
51	26130	AR	Washer
52	49436	4	Hex Bearing
53	138728	2	Cap 2 87574 Cap Screw, 5/8" x 3 1/2", Grade 5 6 87365 Plain Washer, 5/8" 2 84057 Lockwasher, 5/8" 2 84947 Nut, 5/8"
54	163198	2	Idler Support Weld Assembly
55	122900	2	Top Side Gathering Chain, Long Flight CA620, 72 Pitches
56	214677	2	Bracket Weld Assembly ---Replaces 166205 4 88206 Cap Screw, 3/8" x 1" 4 88434 Cap Screw, 3/8" x 3/4" 4 80702 Plain Washer, 3/8" 8 80680 Lockwasher, 3/8" 8 84944 Nut, 3/8"

AR - As Required

10-1-73

MODEL 880 N3 ROW CROP  
CENTER ISLAND DRIVE AND GATHERING CHAINS  
WITH SPROCKETS, UPPER AND LOWER

Ref. No.	Part No.	No. Used	Description
1	164806	1	Sprocket Weld Assembly, 18 Tooth
2	164731	1	Shaft 2 80736 Cotter Pin, 3/16" x 1 3/4"
3	38741	AR	Washer, .036" Thick
4	36633	AR	Washer, .060" Thick
5	182937	6	Flangette 1 84867 Carriage Bolt, 3/8" x 3/4" 8 88682 Carriage Bolt, 3/8" x 1" 9 80680 Lockwasher, 3/8" 9 84944 Nut, 3/8"
6	135241	3	Hex Bearing
7	164733	2	Spacer
8	138759	8	Miter Gear
9	137559	8	Base Plate 12 88011 Cap Screw, 3/8" x 1 1/4" 12 80681 Lockwasher, 3/8"
10	137558	8	Support Plate Weld Assembly
11	137555	8	Cam Weld Assembly 8 84057 Lockwasher, 5/8" 8 84947 Nut, 5/8"
12	37895	8	Pin
13	137575	8	Compression Spring
14	**164768	1	Offset Bracket Weld Assembly, L.H. (Not Shown)
15	**164767	1	Offset Bracket Weld Assembly, R.H. 2 87574 Cap Screw, 5/8" x 3 1/2", Grade 5 4 87365 Plain Washer, 5/8" 2 84057 Lockwasher, 5/8" 2 84947 Nut, 5/8"
15A	*189377	2	Idler Assembly 2 84971 Hex Jam Nut, 5/8"
16	138728	18	Cap
17	12084	16	Retaining Ring
18	66553	16	Bearing
19	138741	14	Sprocket
20	27258	6	Stop
20A	27367	12	Washer
21	137467	2	Guard
22	137560	AR	Washer ( 8 used Below Serial No. 111260. 6 used Above Serial No. 111261)
22A	* 52828	2	Washer
23	43513	8	Support Plate
24	164665	2	Center Lower Gathering Chain CA620, Short Flight 36 Pitches
24A	43147	AR	Attachment Link Assembly (Incl. Short Flight Link & 2 Roller Links)CA620
24B	128694	AR	Connector Link, CA620
24C	43614	AR	Roller Link, CA620
25	135423	8	Ball Bearing
26	137564	4	Shield Washer
27	164662	2	Universal Joint Assembly less Sprocket
28	164660	2	Yoke and Shaft Weld Assembly 2 80754 Cotter Pin, 3/16" x 1 1/2"
29	139842	6	Spider and Bearing Assembly w/Ref. 29A
29A	95680	AR	Spider and Bearing Service Kit
30	50836	8	Yoke 6 87876 Groove Pin Type, "E", 1/4" x 1 1/2"
31	138743	1	Sprocket 2 88716 Cap Screw, 3/8" x 1", Grade 8 (Peen after Assembly)

AR - As Required

\* Used on and below Serial No. 111260.

\*\* Used on and above Serial No. 111261.

CONTINUE

10-1-73

119

MODEL 880N3 ROW CROP  
 CENTER ISLAND DRIVE AND GATHERING CHAINS  
 WITH SPROCKETS, UPPER AND LOWER (CONTINUED)

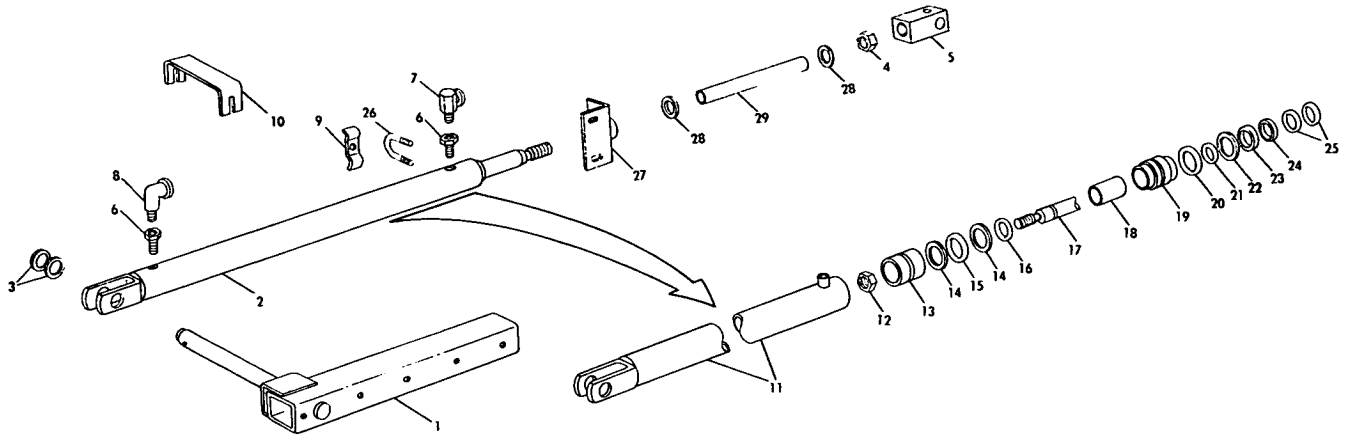
Ref. No.	Part No.	No. Used	Description
32	163198	10	Idler Support Weld Assembly 10 87574 Cap Screw, 5/8" x 3 1/2", Grade 5 10 87365 Plain Washer, 5/8" 10 84057 Lockwasher, 5/8" 10 84947 Nut, 5/8"
33	214498	6	Bracket Weld Assembly 6 87574 Cap Screw, 5/8" x 3 1/2", Grade 5 AR 27697 Special Washer 6 87365 Plain Washer 5/8" 6 84057 Lockwasher, 5/8" 6 84947 Nut, 5/8"
34	164666	2	Lower Outside Gathering Chain. CA620 Short Flight 40 Pitches
35	164681	2	Drive Shaft
36	36853	8	Flangette 6 84867 Carriage Bolt 3/8" x 3/4" 6 80680 Lockwasher, 3/8" 6 84944 Nut, 3/8"
37	50775	6	Hex Bearing
38	164641	4	Trash Guard Weld Assembly 9 80680 Lockwasher, 3/8" 9 84944 Nut, 3/8"
39	26129	AR	Washer
40	164754	4	Sprocket, 7 Tooth 4 87343 Groove Pin, Type "A", 1/4" x 1 3/4"
41	139289	4	Sprocket
42	139267	4	Guard Weld Assembly
43	*137630	2	Upper, Left Outside, Right Inboard Gathering Chain, Long Flight, CA620, 52 Pitches
	**227018	2	Upper, Left Outside, Right Inboard Gathering Chain, Long Flight, CA620, 54 Pitches
43A	42948	AR	Attachment Link Assembly (Incl. Long Flight and 2 Roller Links) CA620
44	164658	2	Pinion Shaft 2 80754 Cotter Pin, 3/16" x 1 1/2"
45	164743	2	Universal Joint Assembly, Lower
46	164742	2	Yoke, Lower 2 87876 Groove Pin, Type "E", 1/4" x 1 1/2"
47	122905	2	Rear Pinion Shaft
48	164692	2	Universal Joint Assembly
49	164683	2	Drive Shaft Upper
50	164679	2	Upper Left Inside Right Outboard Gathering Chain, Short Flight, CA620, 52 Pitches
51	167508	2	Guard Weld Assembly
52	76615	2	Spacer
53	226883	2	Spacer Arm

AR - As Required

\* Used on and below Serial No. 138535

\*\* Used on and above Serial No. 138536

MODEL 880 ATTACHMENTS  
HYDRAULIC SPOUT CONTROL KIT



Ref. No.	Part No.	No. Used	Description
1	200483 182201	1	Hydraulic Spout Control Kit Shaft Bracket Weld Assembly 1 80754 Cotter Pin, 3/16" x 1 1/2" 1 87110 Cap Screw, 1/2" x 4" 1 88403 Cap Screw, 3/8" x 4" 1 88206 Cap Screw, 3/8" x 1" 1 80700 Plain Washer, 1/2" 1 80702 Plain Washer, 3/8" 1 80679 Lockwasher, 1/2" 1 80680 Lockwasher, 3/8" 1 84946 Nut, 1/2" 1 84944 Nut, 3/8" 1 84040 Locknut, 3/8"
2	182209	1	Cylinder Assembly (Includes Ref. 11 through 25)
3	27531	AR	Washer
4	87309	1	Jam Nut, 1/2" (N.F.)
5	138496	1	Block 1 87414 Grease Fitting, 1/4"-28, Straight, Self-Tapping
6	509957	2	Bushing, 1/2" x 1/4"
7	179755	1	Adapter Union (Restricting w/.032 Dia. Orifice)
8	84032	1	Street Elbow, 90°
9	42365	4	Clamp 4 87775 Bolt, Round Head, Square Neck, 3/8" x 1 1/4" 4 80680 Lockwasher, 3/8" 4 84944 Nut, 3/8"
10	181197	1	Bracket
11	182924	1	Tube Assembly
12	87310	1	Jam Nut, 9/16"
13	182923	1	Piston
14	N.S.S.	2	Washer

AR - As Required

CONTINUE

10-1-73

125

MODEL 880 ATTACHMENTS  
HYDRAULIC SPOUT CONTROL KIT (CONTINUED)

Ref. No.	Part No.	No. Used	Description
15	N.S.S.	1	"O" Ring
16	N.S.S.	1	"O" Ring
17	182922	1	Rod
18	187939	1	Bushing
19	182925	1	Head
20	N.S.S.	1	"O" Ring
21	N.S.S.	1	"O" Ring
22	N.S.S.	1	Lock Ring
23	N.S.S.	1	Spacer
24	N.S.S.	1	Lock Ring
25	N.S.S.	2	Washer
26	163466	1	U-Bolt
			2 80682 Lockwasher, 1/4"
			2 84942 Hex Nut, 1/4"
27	248800	1	Shield Weld Assembly
28	58948	2	Hose Clamp
29	236661	1	Tube

N.S.S. - Not Serviced Separately - These items are all available in the same quantities as used in the Cylinder under the Repair Kit #200612

PARTS BULLETIN

NUMBER

265

DATE

July 9, 1973

MACHINE: MODEL 880 FORAGE HARVESTER

SUBJECT: CORRECTION TO SERVICE PARTS CATALOG (ISSUE 11-72)

EFFECTIVE: IMMEDIATELY

Rev.	Page	Ref. No.	Part No.	No. Used	Description
Change	18	40	** 237521	1	Shear Bar Service Assembly (Includes (1) Shear Bar, (5) 88551 Cap Screws and (5) 244379 Washers plus an Assembly Instruction Sheet --- Replaces 172087, 215967
			Used w/old style Shear Bar Plate		<ul style="list-style-type: none"> <li>5 88551 Cap Screw, Hex Hd. 1/2" x 1 3/4" Gr. 5</li> <li>5 244379 Washer, Special</li> <li>5 88030 Plow Bolt, 1/2" x 2" Gr. 5</li> <li>5 84236 Hex Locknut, 1/2"</li> </ul>
				To	
		<u>40</u>	** 237521	1	Shear Bar Service Assembly (Includes (1) Shear Bar, (5) <u>246082</u> Cap Screws, and (5) 244379 Washers plus an Assembly Instruction Sheet --- Replaces 172087, 215967
			Used w/old style Shear Bar Plate		<ul style="list-style-type: none"> <li>5 <u>246082</u> Cap Screw, Hex Socket. 1/2" x 1 3/4" Gr. 8</li> <li>5 244379 Washer, Special</li> <li>5 88030 Plow Bolt, 1/2" x 2" Gr. 5</li> <li>5 84236 Hex Locknut, 1/2"</li> </ul>



CONTENTS  
MODEL 880 BASE UNIT (CONTINUED)

GROUP	PAGE NUMBER
WHEELS, GROUND . . . . .	4, 5, 6, 7
WRENCHES . . . . .	28, 29, 30, 31

MODEL 880W PICK-UP

AUGER . . . . .	46, 47, 48
BEARING, CAM FOLLOWER . . . . .	50, 51, 52
BLOCK, AUGER FINGER BEARING . . . . .	46, 47, 48
BOLT, PICK-UP TOOTH . . . . .	50, 51, 52
CAM, PICK-UP . . . . .	50, 51, 52
CLIP, PICK-UP TOOTH . . . . .	50, 51, 52
CLUTCH, FRICTION, AUGER DRIVE . . . . .	46, 47, 48
CLUTCH, FRICTION, PICK-UP DRIVEN . . . . .	50, 51, 52
CLUTCH, OVER-RIDING, PICK-UP DRIVE . . . . .	46, 47, 48
FINGER, PICK-UP . . . . .	50, 51, 52
FRAME, MAIN . . . . .	44, 45
GUIDES, CROP . . . . .	44, 45
HOLDER, AUGER FINGER . . . . .	46, 47, 48
PIN, OVER-RIDING CLUTCH . . . . .	46, 47, 48
PIPE, PICK-UP FINGER . . . . .	50, 51, 52
SHIELD . . . . .	44, 45
SHOES . . . . .	44, 45
SPRING, OVER-RIDING CLUTCH . . . . .	46, 47, 48
STRIPPERS, CROP . . . . .	44, 45
WIND GUARD . . . . .	44, 45

MODEL 880 S SICKLE BAR

AUGER . . . . .	55, 56, 57
BAR, PUSH . . . . .	53, 54
BAR, REEL TINE . . . . .	58, 59, 60
BAT, REEL . . . . .	58, 59, 60
BELT, WOBBLE DRIVE . . . . .	61, 62, 63
BLOCK, AUGER FINGER BEARING . . . . .	55, 56, 57
CLIP, REEL TINE . . . . .	58, 59, 60
CLIP, SICKLE KNIFE . . . . .	61, 62, 63
CLUTCH, OVER-RIDING AUGER DRIVEN . . . . .	55, 56, 57
CLUTCH, SLIP, AUGER DRIVE . . . . .	55, 56, 57
CLUTCH, SLIP, REEL DRIVE . . . . .	58, 59, 60
FRAME, MAIN . . . . .	53, 54
GUARD, SICKLE KNIFE . . . . .	61, 62, 63
GUIDES, CROP . . . . .	53, 54
HOLDER, AUGER FINGER . . . . .	55, 56, 57
KNIFE, SICKLE . . . . .	61, 62, 63
PIN, AUGER DRIVE, OVER-RIDING CLUTCH . . . . .	55, 56, 57
REEL . . . . .	58, 59, 60
ROLLER, REEL CAM TRACK . . . . .	58, 59, 60
SHAFT, WOBBLE DRIVE . . . . .	61, 62, 63
SHEAVE, WOBBLE DRIVE . . . . .	61, 62, 63
SHIELD . . . . .	53, 54
SHOES . . . . .	53, 54
SPRING, AUGER DRIVE OVER-RIDING CLUTCH . . . . .	55, 56, 57
SPRING, LIFT . . . . .	53, 54
STRIPPER, CROP . . . . .	53, 54
TINES, REEL . . . . .	58, 59, 60
TRACK, CAM REEL . . . . .	58, 59, 60
WOBBLE DRIVE . . . . .	61, 62, 63

CONTINUE

CONTENTS  
MODEL 880R ONE ROW ROW CROP

GROUP	PAGE NUMBER
BELTS, WOBBLE DRIVE . . . . .	64, 65, 66
BOARDS, CHAIN . . . . .	72, 73
BUMPER, STALK . . . . .	74, 75
CHAINS GATHERING . . . . .	68, 69, 70, 71
DIVIDERS, CROP . . . . .	74, 75
FENDERS . . . . .	74, 75
FRAME, MAIN . . . . .	72, 73
GUIDES, CHAIN . . . . .	72, 73
GUIDES, ROW CROP KNIFE . . . . .	64, 65, 66
HOUSINGS . . . . .	74, 75
IDLERS, GATHERING CHAIN . . . . .	68, 69, 70, 71
KNIFE ASSEMBLY . . . . .	64, 65, 66
KNIFES, SICKLE & SIDE . . . . .	64, 65, 66
SHAFT, WOBBLE DRIVE . . . . .	64, 65, 66
SHEAR BOLT, GATHERING CHAIN DRIVE . . . . .	68, 69, 70, 71
SHEAVE, WOBBLE DRIVE . . . . .	64, 65, 66
SHOES, WEAR . . . . .	72, 73
SLIDES, ROW CROP KNIFE . . . . .	64, 65, 66
SPROCKETS, DRIVE AND DRIVEN GATHERING CHAINS . . . . .	68, 69, 70, 71
STRIPPERS, CROP . . . . .	72, 73
TRASH SHIELD . . . . .	74, 75
"U" JOINT w/SHAFTS GATHERING CHAIN . . . . .	68, 69, 70, 71
WOBBLE DRIVE . . . . .	64, 65, 66

MODEL 880R2 & 880N2 2 ROW ROW CROP

BELT, WOBBLE DRIVE . . . . .	76, 77
BOARDS, GATHERING CHAINS . . . . .	90, 91, 92, 93
BUMPER, STALK . . . . .	94, 95, 96
CHAIN, GATHERING, CENTER . . . . .	82, 83, 84
CHAIN, GATHERING LEFT AND RIGHT . . . . .	86, 87, 88
DIVIDERS, CROP . . . . .	94, 95, 96
FENDERS . . . . .	94, 95, 96
FRAME, MAIN . . . . .	90, 91, 92, 93
GUIDES, GATHERING CHAIN . . . . .	90, 91, 92, 93
GUIDES, ROW CROP KNIFE . . . . .	78, 79, 80, 81
HOOD . . . . .	94, 95, 96
HOUSING . . . . .	94, 95, 96
IDLERS, GATHERING CHAIN . . . . .	82, 83, 84, 86, 87, 88
KNIFE ASSEMBLY . . . . .	78, 79, 80, 81
KNIFES SICKLE AND SIDE . . . . .	78, 79, 80, 81
SHAFT, WOBBLE DRIVE . . . . .	76, 77
SHEAR BOLT, GATHERING CHAIN DRIVE . . . . .	86, 87, 88
SHEAVE, WOBBLE DRIVE . . . . .	76, 77
SHOES, WEAR . . . . .	90, 91
SPROCKETS, GATHERING CHAIN . . . . .	82, 83, 84, 86, 87, 88
STRIPPERS, CROP . . . . .	90, 91, 92, 93
TRASH SHIELD . . . . .	94, 95, 96
"U" JOINTS AND SHAFTS, GATHERING CHAIN . . . . .	82, 83, 84, 86, 87, 88
WOBBLE DRIVE . . . . .	76, 77

MODEL 880N3 3 ROW ROW CROP

BELT, WOBBLE DRIVE . . . . .	108,109
BOARD, CHAIN . . . . .	98, 99,100,101
BUMPER, STALK . . . . .	102, 103,104,105,106
CHAINS, GATHERING . . . . .	114,115,116,117 118,119,120

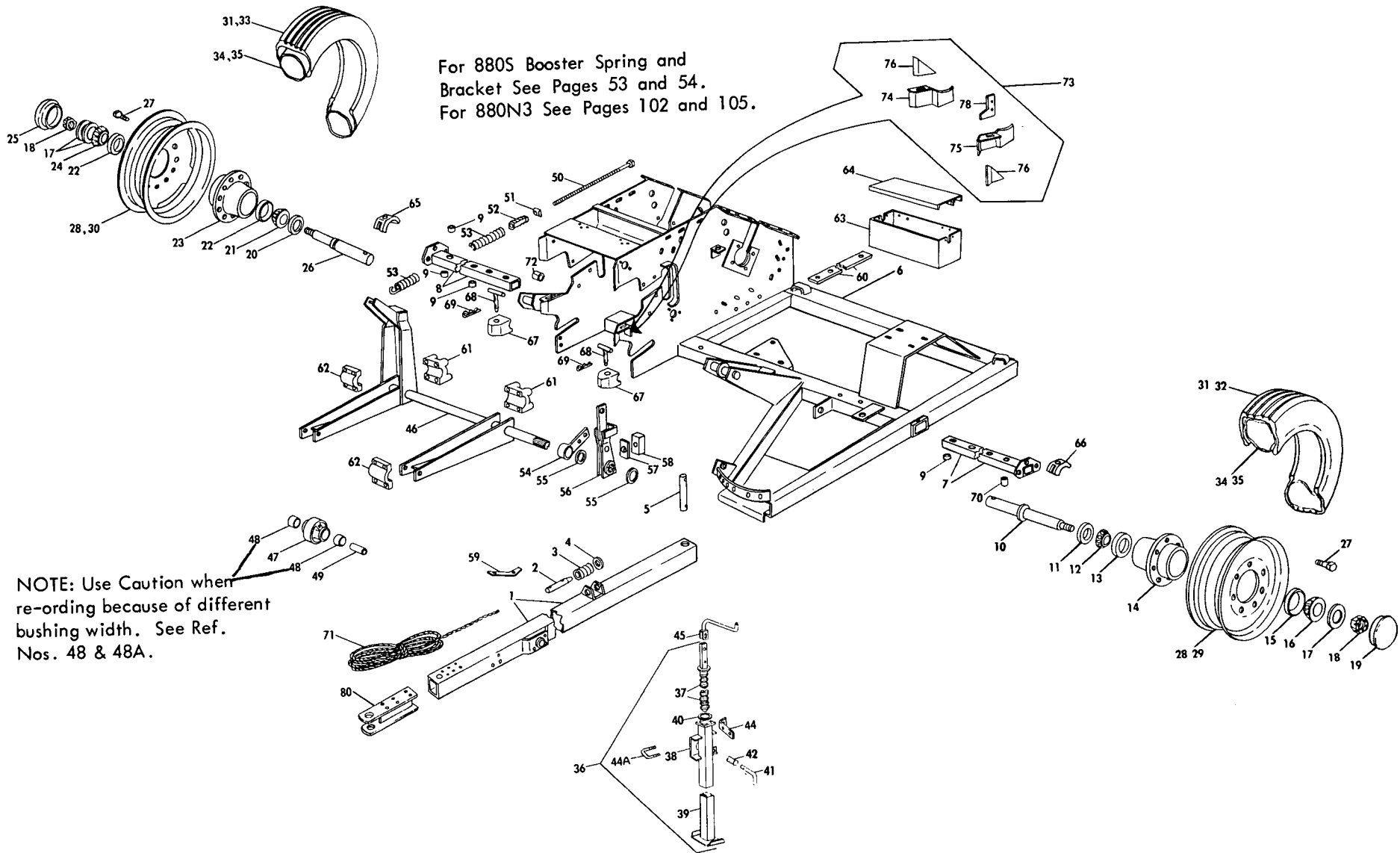
CONTENTS  
MODEL 880N3 3 ROW ROW CROP (CONTINUED)

GROUP	PAGE NUMBER
DIVIDERS . . . . .	102,103,104,105,106
FENDERS . . . . .	102,103,104,105,106
FRAME, MAIN . . . . .	98, 99,100,101
GUIDES, CHAIN . . . . .	98, 99,100,101
	102,103,104,105,106
GUIDES, ROW CROP KNIFE . . . . .	110,111,112,113
HOOD . . . . .	102,103,104,105,106
HOUSING . . . . .	102,103,104,105,106
IDLERS, GATHERING CHAIN . . . . .	114,115,116,117
	118,119,120
KNIFE ASSEMBLY . . . . .	110,111,112,113
KNIVES, SICKLE AND SIDE . . . . .	110,111,112,113
SHAFT, WOBBLE . . . . .	108,109
SHEAR BOLT, GATHERING CHAIN . . . . .	114,115,116,117
SHEAVE, WOBBLE DRIVE . . . . .	108,109
SHOES, WEAR . . . . .	98, 99,100,101
SLIDES, KNIFE . . . . .	110,111,112,113
SPROCKETS, CHANGE . . . . .	114,115,116,117
SPROCKETS, GATHERING CHAIN . . . . .	114,115,116,117
	118,119,120
SPRING, LIFT . . . . .	102,103,104,105,106
STRIPPERS, CROP . . . . .	98, 99,100,101
"U" JOINTS AND SHAFTS, GATHERING CHAIN . . . . .	114,115,116,117
	118,119,120
WOBBLE DRIVE . . . . .	108,109

ATTACHMENTS

97098 TRANSPORT WHEEL . . . . .	133
97099 SIDE SHEET EXTENSION . . . . .	128
97100 POINTED DIVIDER . . . . .	129
97101 HEAD SAVER . . . . .	128
97517 VERTICAL EXTENSION . . . . .	121
97518 VERTICAL BRACE EXTENSION . . . . .	122
97519 VERTICAL BRACE . . . . .	124
97520 HORIZONTAL SPOUT EXTENSION 8' . . . . .	123
97521 HORIZONTAL SPOUT EXTENSION 4' . . . . .	122
97556 RIGHT DIVIDER FOR 880R2 & 880N2 . . . . .	131
97574 RIGHT DIVIDER FOR 880R . . . . .	130
97750 RIGHT DIVIDER FOR 880N3 . . . . .	132
200483 HYDRAULIC SPOUT CONTROL . . . . .	125,126
201585 AUTOMATIC HITCH KIT . . . . .	127
201605 SPOUT LINER . . . . .	121
DECAL SETS FOR BASE UNIT AND ATTACHMENTS . . . . .	133
NUMERICAL PARTS INDEX . . . . .	134,135,136,137
	138,139,140,141
NUMERICAL HARDWARE INDEX . . . . .	142,143,144

# TONGUE, JACK, MAIN FRAME, WHEELS AND LIFT ARM GROUP



TONGUE, JACK, MAIN FRAME, WHEELS AND LIFT ARM GROUP

Ref. No.	Part No.	No. Used	Description
1	216313	1	Tongue Weld Assembly ---Replaces 136964
2	136948	1	Pin. 1 80753 Cotter Pin, 1/4" x 1 1/2"
3	28283	1	Spring
4	25069	1	Washer, 1 9/16" O.D. x 1 1/64" I.D. x 16GA.
5	179882	1	Pin ---Replaces 144088 2 84144 Cotter Pin, 5/16" x 1 1/4"
6	237680	1	Main Frame Weld Assembly ---Replaces 174677
6B	*200507	1	Main Frame Conversion Kit 1 87414 Grease Fitting, 1/4"-28, Straight, Self-Tapping
7	195672	1	Extension Weld Assembly, Left Hand ---Replaces 136925 2 87843 Cap Screw, 5/8" x 6" 2 84057 Lockwasher, 5/8" 2 84947 Nut, 5/8"
8	197185	1	Extension Weld Assembly, Right Hand ---Replaces 136868 2 87843 Cap Screw, 5/8" x 6" 2 84057 Lockwasher, 5/8" 2 84947 Nut, 5/8"
9	127832	3	Split Spacer, 5/8" Long 2 88721 Cap Screw, 1/2" x 7", Grade 8 2 80700 Lockwasher, 1/2" 2 84236 Lock Nut, 1/2"
10	127586	1	Spindle Weld Assembly 1 80737 Cotter Pin, 3/16" x 1 1/2"
11	100412	1	Grease Seal
12	36737	1	Tapered Roller Bearing Cone
13	116210	1	Tapered Roller Bearing Cup
14	127587	1	Wheel Hub
15	48976	1	Bearing Cup
16	48977	1	Bearing Cone
17	116150	3	Washer
18	87103	2	Slotted Nut, 7/8" (N.F.)
19	72015	1	Hub Cap
20	36060	1	Oil Seal
21	72012	1	Tapered Roller Bearing Cone
22	72062	2	Tapered Roller Bearing Cup
23	36059	1	Axle Hub
24	36057	1	Tapered Roller Bearing Cone
25	115940	1	Hub Cap
26	67000	1	Spindle, Left 1 80736 Cotter Pin, 3/16" x 1 3/4"
27	32383	12	Wheel Bolt
28	134116	2	11.00 x 15 Flotation Tire Disc Wheel
29	72805	1	16 x 4.50 Disc Wheel for 7.50 x 16 Tire 4 Ply L.H.
30	27232	1	16 x 5.50 Disc Wheel for 7.50 x 16 Tire 6 Ply R.H.
31	**134114	2	Rib-Implement Tire 11.00L x 15 I-1 Nylon Cord 6 Ply
32	**137606	1	Agricultural Implement Tire Farm Service 7.50 x 16 I-1 Nylon 4 Ply, L.H.
33	**139932	1	Agricultural Implement Tire Farm Service 7.50 x 16 I-1 Nylon 6 Ply, R.H.
34	134112	2	Inner Tube 11.00 x 15
35	13544	2	Inner Tube 7.50 x 16
36	128437	1	Jack Assembly (Includes Ref. No. 37 Thru Ref. No. 44) 1 88395 Spring Pin, 5/16" x 3"
37	169575	1	Jack Screw Weld Assembly 1 84239 Plain Washer, 3/4" 1 80738 Cotter Pin, 3/16" x 1 1/4"
38	122483	1	Jack Weld Assembly 1 87414 Grease Fitting, 1/4"-28, Straight, Self-Tapping
39	169700	1	Jack Tube Weld Assembly, Inside
40	50600	1	Washer

\*\*Purchase Locally.

CONTINUED

\* This Kit will convert Old Main Frame to Current Frame with New Shear Bar Assembly.

TONGUE, JACK, MAIN FRAME, WHEEL SAND LIFT ARM GROUP (CONTINUED)

Ref. No.	Part No.	No. Used	Description
41	128375	1	Jack Pin 1 87455 Spring Pin
42	26538	1	Spring
43	163902	1	Spring 1 84467 Machine Screw, Truss Head, 1/4" x 1/2" 1 80682 Lockwasher, 1/4" 1 84942 Nut, 1/4"
44	217392	1	Bracket ---Replaces 163901
44A	217391	1	"U" Bolt 2 84060 Locknut, 1/4"
45	169703	1	Crank Weld Assembly 1 87406 Roll Pin, 1/4" x 1 1/2" 1 87164 Cap Screw, 3/8" x 2" 2 80702 Plain Washer, 3/8" 1 84040 Locknut, 3/8"
46	136963	1	Arm Weld Assembly 1 80731 Cotter Pin, 5/16" x 2 1/2"
47	165584	2	Roller w/Bushing Ref. #48 or 48A 2 87414 Grease Fitting, 1/4"-28, Straight, Self-Tapping
48	29500	4	Bushing (1" Wide) (Used on early models)
48A	165585	2	Bushing (2 1/2" Wide) (Used on later models)
			NOTE: Use caution when re-ordering because of different Bushing Width.
49	237805	2	Spacer Bushing ---Replaces 140257 2 87110 Cap Screw, 1/2" x 4" 2 84236 Lock Nut, 1/2"
50	217203	1	Bolt ---Replaces 36249 1 80299 Plain Washer, 5/8"
51	144251	1	Rocker
52	121373	1	Spring Nut
53	137432	1	Spring
54	136949	1	Hub and Bracket Weld Assembly 1 87415 Grease Fitting, 90°, 1/4"-28, Self-Tapping 2 87670 Cap Screw, 1/2" x 1 1/4" 2 80700 Plain Washer, 1/2" 2 80679 Lockwasher, 1/2" 2 84946 Nut, 1/2"
55	67517	2	Spacer Washer
56	136962	1	Bracket Weld Assembly
57	136954	1	Block 1 87264 Plow Bolt, 3/8" x 1 3/4" 1 84040 Locknut, 3/8"
58	136955	1	Block, Neoprene
59	243270	1	Tongue Shift Arm ---Replaces 136947 1 88428 Cap Screw, 3/8" x 1 3/4", Grade 5 1 84040 Locknut, 3/8"
60	136832	1	Bar 1 87392 Cap Screw, 5/8" x 6 1/2", Grade 5 1 84910 Locknut, 5/8"
61	163212	2	Bearing Block (Blocks Serviced as Set) 2 80717 Grease Fitting, 1/8" P.T., 45°
62	163212	2	Bearing Block (Blocks Serviced as Set) 8 87059 Cap Screw, 1/2" x 3 1/2" 8 80679 Lockwasher, 1/2" 4 84946 Nut, 1/2"
63	144094	1	Tool Box Weld Assembly 4 87158 Cap Screw, 5/16" x 3 1/4" 4 80681 Lockwasher, 5/16" 4 84943 Nut, 5/16"

CONTINUE

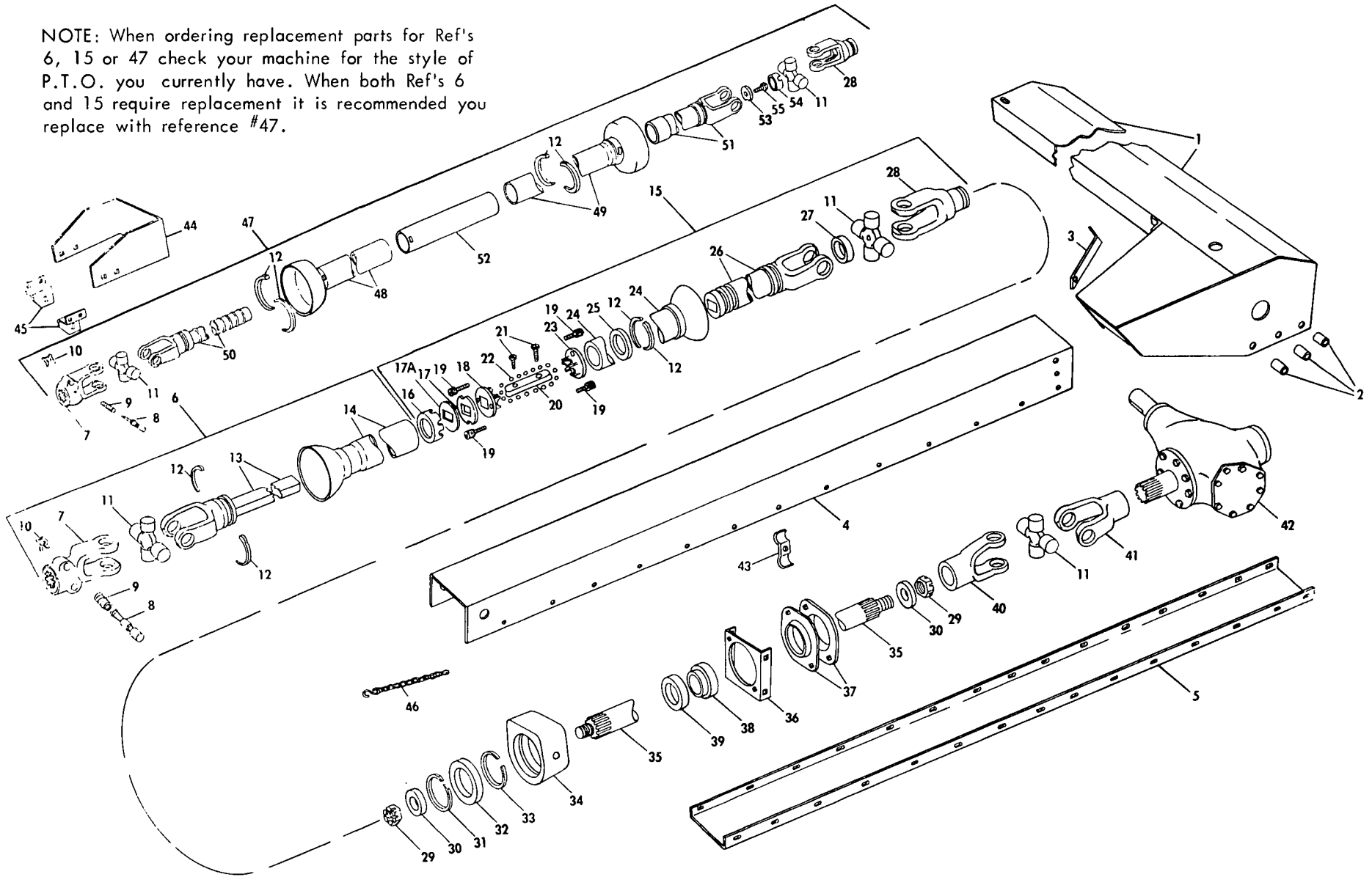
TONGUE, JACK, MAIN FRAME, WHEELS AND LIFT ARM GROUP (CONTINUED)

Ref. No.	Part No.	No. Used	Description
64	137401	1	Tool Box Lid Weld Assembly 4 88503 Cap Screw, 1/4" x 1/2" 4 80682 Lockwasher, 1/4" 4 84942 Nut, 1/4"
65	137420	1	Wheel Lug, Right Hand
66	137404	1	Wheel Lug, Left Hand
67	137389	2	Pivot Block
68	137388	2	Pin Weld Assembly
69	37851	2	Hair Pin Cotter
70	40533	1	Split Spacer, 15/16" Long
71	46972	1	Rope 1 34455 "S" Hook
72	47179	1	Split Spacer (Used to lock up attachment when Hydraulic Cylinder not used) 1 87196 Cap Screw, 5/8" x 1 3/4" 1 84057 Lockwasher, 5/8" 1 84947 Nut, 5/8"
73	200619	1	Side Sheet Repair Kit (Includes Ref's No.'s 74 thru 79) (To facilitate field repairs of Cutterhead Side Sheets in the area of the lower front feed rolls. Welding required)
74	188038	1	Insert Weld Assembly, R.H.
75	188037	1	Insert Weld Assembly, L.H.
76	167899	1	Reinforcing Pad, L.H.
77	167900	1	Reinforcing Pad, R.H.
78	188039	1	Template
79	188040	1	Repair Guide (Not Shown)
80	199475	1	Hitch Weld Assembly 4 87997 Cap Screw, Hex Head, 1/2" x 5", Grade 5 4 80679 Lockwasher, 1/2" 4 84946 Hex Nut, 1/2"

P.T.O. GROUP

8

NOTE: When ordering replacement parts for Ref's 6, 15 or 47 check your machine for the style of P.T.O. you currently have. When both Ref's 6 and 15 require replacement it is recommended you replace with reference #47.





P.T.O. GROUP

Ref. No.	Part No.	No. Used		Description
		540 RPM	1000 RPM	
1	137282	1	1	P.T.O. Shield Weld Assembly 2 88206 Cap Screw, 3/8" x 1" 2 80702 Plain Washer, 3/8" 2 80680 Lockwasher, 3/8" 2 84944 Nut, 3/8"
2	37836	3	3	Split Spacer 3 87527 Carriage Bolt, 3/8" x 1 3/4" 3 80680 Lockwasher, 3/8" 3 84944 Nut, 3/8"
3	137455	1	1	Brace 2 87096 Cap Screw, 5/16" x 1" 2 80681 Lockwasher, 5/16" 2 84943 Nut, 5/16"
4	136979	1	1	Shield, Top 20 87000 Cap Screw, 5/16" x 3/4", Grade 5 20 87362 Plain Washer, 5/16" 20 80681 Lockwasher, 5/16" 20 84943 Nut, 5/16"
5	136980	1	1	Shield Bottom
6	136984	1		P.T.O. Assembly, Tractor Half
	179341		1	P.T.O. Assembly, Tractor Half
7	131894	1		Yoke
	143984		1	Yoke
8	40314	1		Yoke Pin
	131521		2	Yoke Pin
9	26981	1	2	Yoke Spring
10	40305	1	2	"X" Washer
11	126761	3	3	Bearing and Spider Assembly
11A	128566	3	3	Bearing and Spider Service Kit
12	131898	4	4	Bearing
13	136983	1	***1	Yoke and Shaft Weld Assembly
	179343		**1	Yoke and Shaft Weld Assembly
14	136968	1	***1	Outer Shield Assembly
	179344		**1	Outer Shield Assembly
15	136981	1	1	P.T.O. Assembly, Rear Half
16	*136974	1	1	Wiper Retainer
17	*136976	1	1	Wiper Felt
17A	*143906	1	1	Retainer
18	136975	1	1	End Cap for Ball Slip Sleeve
19	136969	4	4	Nylon Socket Head Cap Screw
20		4	4	Ball Retainer for Ball Slip Sleeve (Not Serviced)
21		8	8	Button Head Socket Screw (Not Serviced)
22	136972	164	164	1/4" Ball
23		1	1	End Cap for Ball Slip Sleeve (Not Serviced)
24	136967	1	1	Inner Shield Assembly
25	136418	1	1	Nylon Bearing
26	136982	1	1	Yoke, Tube and Sleeve Weld Assembly
27	136966	1	1	Dust Cap
28	136989	1	1	Yoke
29	84860	2	2	Hex Castle Nut, 3/4"
30	141781	2	2	Washer, 1 7/8" O.D. x 25/32" I.D. x 1/4" Thick
31	42447	1	1	Retaining Ring
32	12124	1	1	Bearing
33	37185	1	1	Retaining Ring
34	136987	1	1	Housing 2 87389 Cap Screw, 5/8" x 1 1/4" 2 84057 Lockwasher, 5/8"

\* One each of these items are also contained in and available by ordering the 95605 Service Kit

\*\* Used on and Between Serial No. 86617 and 130382.

\*\*\* Used on and Below Serial No. 86616. CONTINUE

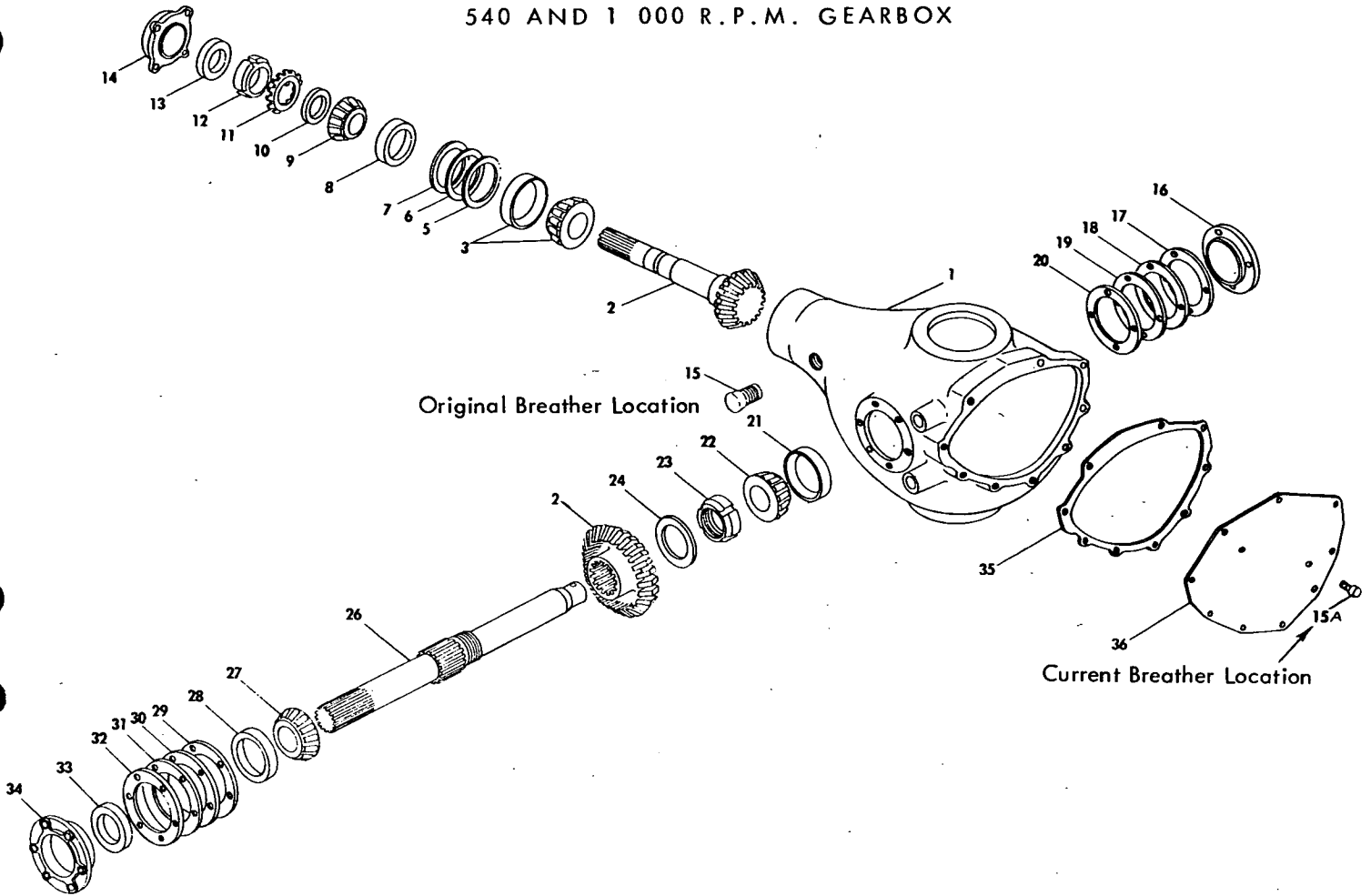
P.T.O. GROUP (CONTINUED)

Ref. No.	Part No.	No. Used		Description
		540 RPM	1000 RPM	
35	136977	1	1	Shaft 2 80737 Cotter Pin, 3/16" x 1 1/2"
36	136965	2	2	Bracket 2 87686 Bolt, Round Head, Square Neck, 3/8" x 1" 6 87596 Bolt, Round Head, Square Neck, 3/8" x 3/4" 2 80702 Plain Washer, 3/8" 8 80680 Lockwasher, 3/8" 8 84944 Hex Nut, 3/8"
37	136978	4	4	Flangette 4 87686 Bolt, Round Head, Square Neck, 3/8" x 1" 4 80680 Lockwasher, 3/8" 4 84944 Hex Nut, 3/8"
38	47066	2	2	Bearing, 1 3/8" Bore
39	47067	2	2	Locking Collar
40	136988	1	1	Yoke
41	136990	1	1	Yoke
42	136823	1		1 87414 Grease Fitting, 1/4"-28, Straight, Self-Tapping
	136824		1	Gearbox Assembly, 540 R.P.M. (See Parts List on Pages 11 & 12) Gearbox Assembly, 1000 R.P.M. (See Parts List on Pages 11 & 12) 4 87389 Cap Screw, Hex Head, 5/8" x 1 1/4" 4 80299 Plain Washer, 5/8" 4 84057 Lockwasher, 5/8"
43	42365	1	1	Clamp 1 87814 Tap Bolt, 3/8" x 2" 1 80680 Lockwasher, 3/8" 1 84944 Hex Nut, 3/8" 1 80840 Wing Nut, 3/8"
44	*171183	1	1	Shield
	**224224	1	1	Shield
45	*171182	2	2	Bracket
	**224223	2	2	Bracket 4 84826 Carriage Bolt, 5/16" x 3/4" 4 80681 Lockwasher, 5/16" 4 87382 Hex Locknut, 5/16"
46	216856	1	1	Chain Assembly w/"S" Hook 1 34455 "S" Hook 1 88206 Cap Screw, Hex Head, 3/8" x 1" 1 87016 Plain Washer, 3/8" 1 80680 Lockwasher, 3/8" 1 84944 Hex Nut, 3/8"
47	217623	1		Tractor P.T.O. Assembly
	217622		1	Tractor P.T.O. Assembly
48	217620	1	1	Outer Shield Assembly
49	217618	1		Inner Shield Assembly
	218248		1	Inner Shield Assembly
50	217621	1	1	Front Yoke Assembly
51	217616	1		Rear Yoke Assembly
	218247		1	Rear Yoke Assembly
52	218260	1	1	Bar Shield ---Replaces 218259
53	217619	1	1	Stop Washer
54	217617	1	1	Spline End Cup
55	218246	1	1	Bolt (Special)

\* Used on and below Serial No. 130923

\*\* Used on and above Serial No. 130924

540 AND 1 000 R.P.M. GEARBOX



Original Breather Location

Current Breather Location

Ref. No.	Part No.	No. Used		Description
		540	1,000	
1	133070	1	1	Gearbox Housing
2	163974	1		1 80781 Pipe Plug, Square Head, 3/8"
	163975		1	Bevel Pinion and Gear Set
3	166817	1	1	Bevel Pinion and Gear Set
5	136808	AR	AR	Tapered Roller Bearing Cup and Cone Assembly
6	136809	AR	AR	Shim .007
7	136810	AR	AR	Shim .005
8	72062	1	1	Shim .003
9	36057	1	1	Tapered Roller Bearing Cup
10	25494	1	1	Tapered Roller Bearing Cone
11	52506	1	1	Washer
12	50523	1	1	Lockwasher
13	28246	1	1	Locknut
14	50524	1	1	Oil Seal
				Seal Retainer
				4 87000 Cap Screw, 5/16" x 3/4"
				4 80681 Lockwasher, 5/16"
15	39853	1	1	Air Vent
15A	46566	1	1	Air Vent
16	136806	1	1	Cap
				4 88206 Cap Screw, 3/8" x 1"
				4 80680 Lockwasher, 3/8"
17	136804	AR	AR	Shim .003
18	136803	AR	AR	Shim .005
19	136802	AR	AR	Shim .007
20	136805	AR	AR	Shim .020

AR - As Required

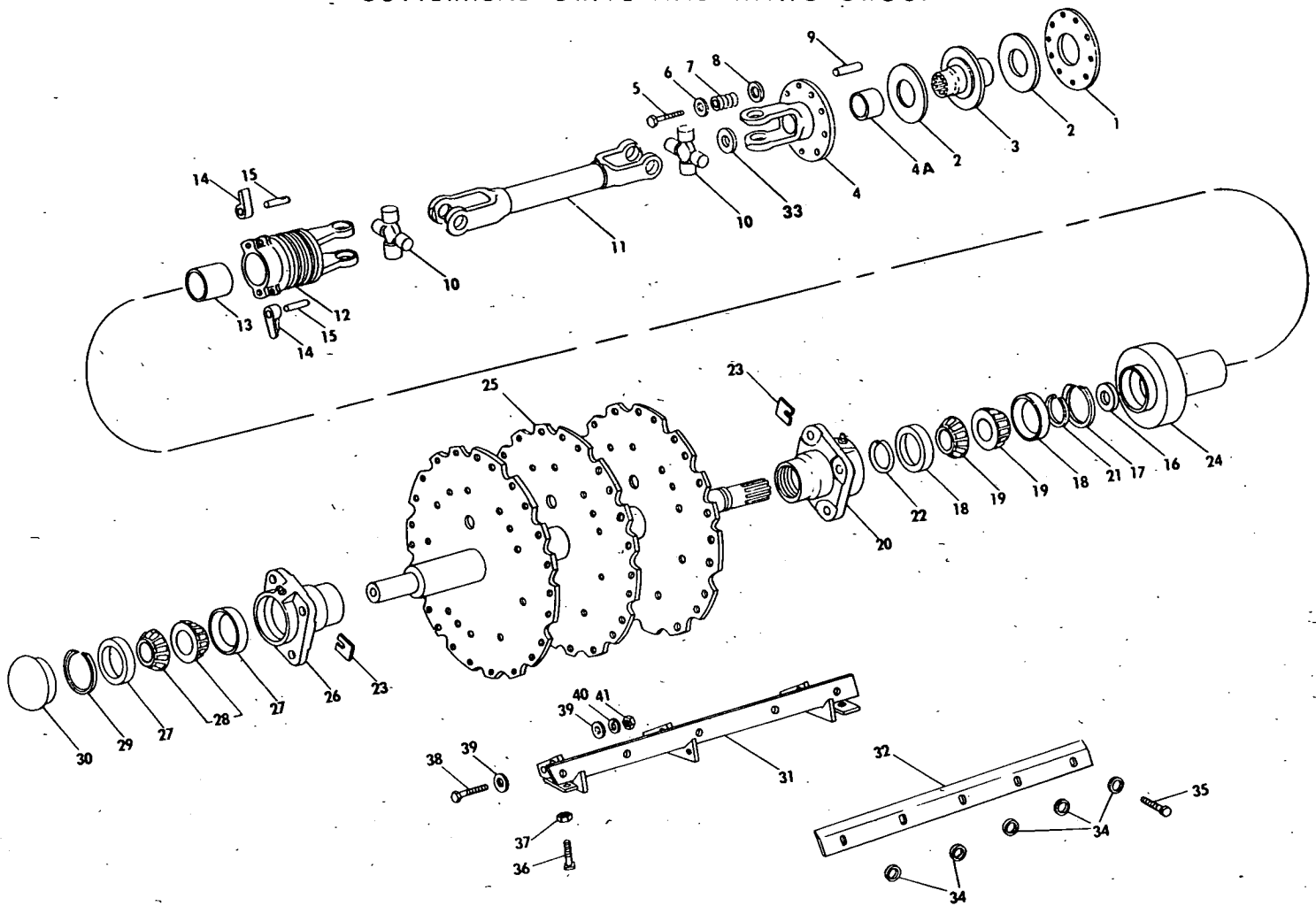
CONTINUE

540 AND 1000 R.P.M. GEARBOX (CONTINUED)

Ref. No.	Part No.	No. Used		Description
		540 RPM	1000 RPM	
21	141296	1	1	Tapered Roller Bearing Cup
22	141295	1	1	Tapered Roller Bearing Cone
23	136801	1	1	Stake Nut
24	42018	1	1	Washer
26	136822	1	1	Shaft
27	52490	1	1	Tapered Roller Bearing Cone
28	52491	1	1	Tapered Roller Bearing Cup
29	136815	AR	AR	Shim .003
30	136814	AR	AR	Shim .005
31	136813	AR	AR	Shim .007
32	136816	AR	AR	Shim .020
33	71848	1	1	Oil Seal
34	136821	1	1	Retainer 6 88206 Cap Screw, Hex Head, 3/8" x 1" 6 80680 Lockwasher, 3/8"
35	136817	1	1	Gasket
36	164327	1	1	Cover 1 56513 Pipe Plug 9 87000 Cap Screw, Hex Head, 5/16" x 3/4" 9 80681 Lockwasher, 5/16"

AR - As Required

# CUTTERHEAD DRIVE AND KNIFE GROUP



Ref. No.	Part No.	No. Used	Description
1	122443	1	Clutch Plate
2	122718	2	Friction Disc
3	137240	1	Disc Weld Assembly
4	137239	1	Clutch Plate & Yoke W/Bushing 126760
4A	126760	1	Bushing
5	87170	10	Cap Screw 3/8" x 3 3/4"
6	34187	10	Washer
7	126758	10	Spring, Compression
8	36823	AR	Shim
9	131491	10	Spacer
10	29214	2	Bearing and Spider Assembly
10A	129776	2	Bearing and Spider Service Kit
11	137238	1	"U" Joint
12	137242	1	Sheave W/Bushing #137237 1 87414 Grease Fitting, 1/4"-28, Straight, Self-Tapping
13	137237	1	Bushing
14	218527	2	Clutch Dog ---Replaces 46787
15	46789	2	Pin 2 80618 Cotter Pin 1/8" x 2"
16	139506	1	Washer
17	137250	1	Snap Ring
18	49029	2	Bearing Cup
19	49030	2	Bearing Cone

AR - As Required

CONTINUED

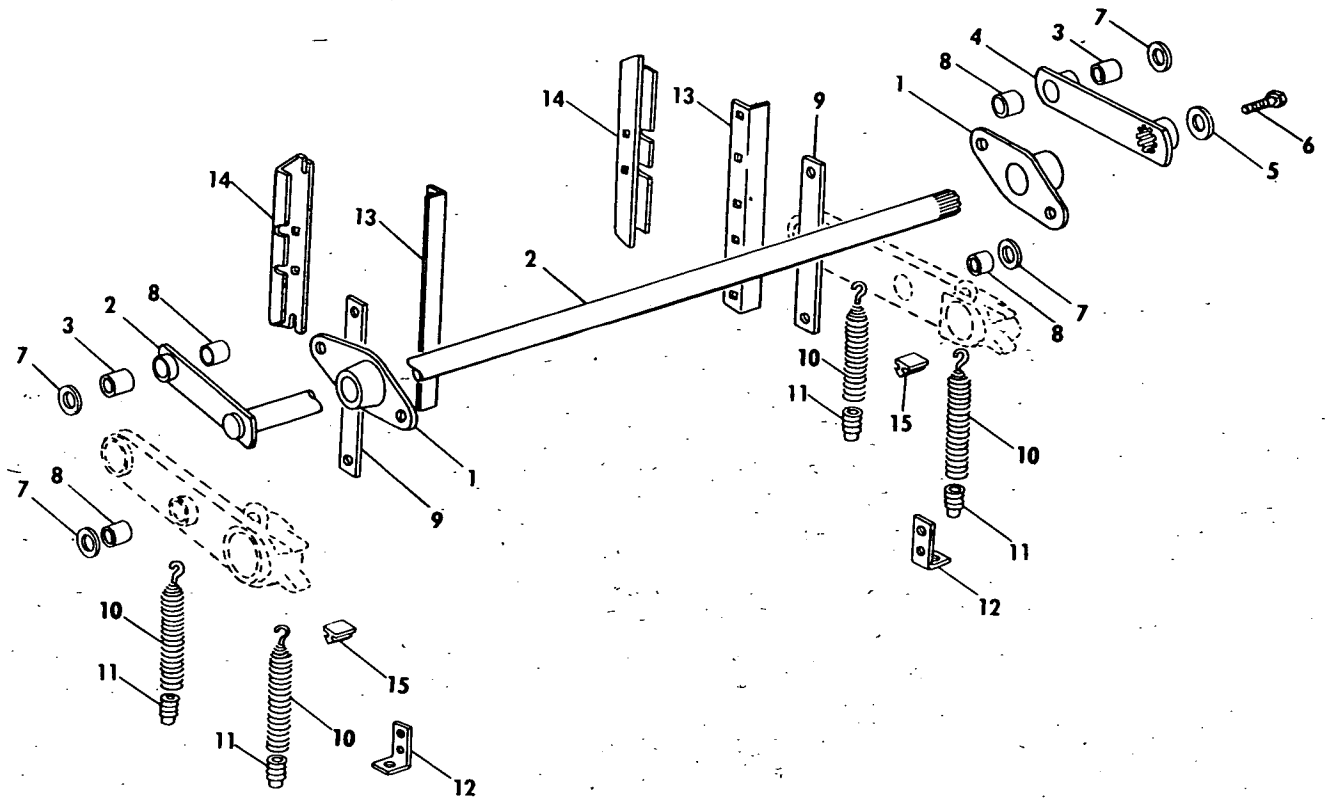
CUTTERHEAD DRIVE AND KNIFE GROUP (CONTINUED)

Ref. No.	Part No.	No. Used	Description
20	139510	1	Bearing Housing 1 80710 Grease Fitting, 1/8" P.T., Straight 4 84597 Carriage Bolt, 1/2" x 1 3/4" 4 80679 Lockwasher, 1/2" 4 84946 Nut, 1/2"
21	139504	1	Retaining Ring
22	137251	1	Ring Spacer
23	131405	AR	Shim .025 Thick
24	139508	1	Overrunning Clutch
25	225473	1	Shaft and Support Weld Assembly ---Replaces 139515 1 87215 Cap Screw, 3/4" x 2 1/2" 1 87340 Lockwasher, 3/4"
26	137605	1	Bearing Housing 1 80710 Grease Fitting, 1/8" P.T., Straight 4 84597 Carriage Bolt, 1/2" x 1 3/4" 4 80679 Lockwasher, 1/2" 4 84946 Nut, 1/2"
27	67526	2	Bearing Cup
28	67527	2	Bearing Cone
29	137396	1	Snap Ring
30	137395	1	Hub Cap
31	225829	6 or 9	Knife Support Weld Assembly --- Replaces 137279
32	137268	AR	Knife, Standard (Available as Service Part)
	221755	6 or 9	Knife, Hardfaced (Standard Equipment) ---Replaces 163228
33	29684	1	Washer 1 87670 Cap Screw, 1/2" x 1 1/4" 1 80679 Lockwasher, 1/2"
34	64053	30 or 45	Washer, 1 1/2" O.D.
35	88572	30 or 45	Cap Screw, 5/8" x 1 1/4", Grade 8 (NF)
36	*87579	12 or 18	Set Screw, Square Head, Flat Point, 1/2" x 2 1/4"
37	*84970	12 or 18	Jam Nut, 1/2"
38	47557	54 or 81	Bolt
39	49637	108 or 162	Washer 163962 Shim .015" Thick (Used when or as required) 66271 Shim .036" Thick (Used when or as required)
40	84057	54 or 81	Lockwasher, 5/8"
41	84947	54 or 81	Nut, 5/8"

AR - As Required

\* Used on and below Serial No. 130382

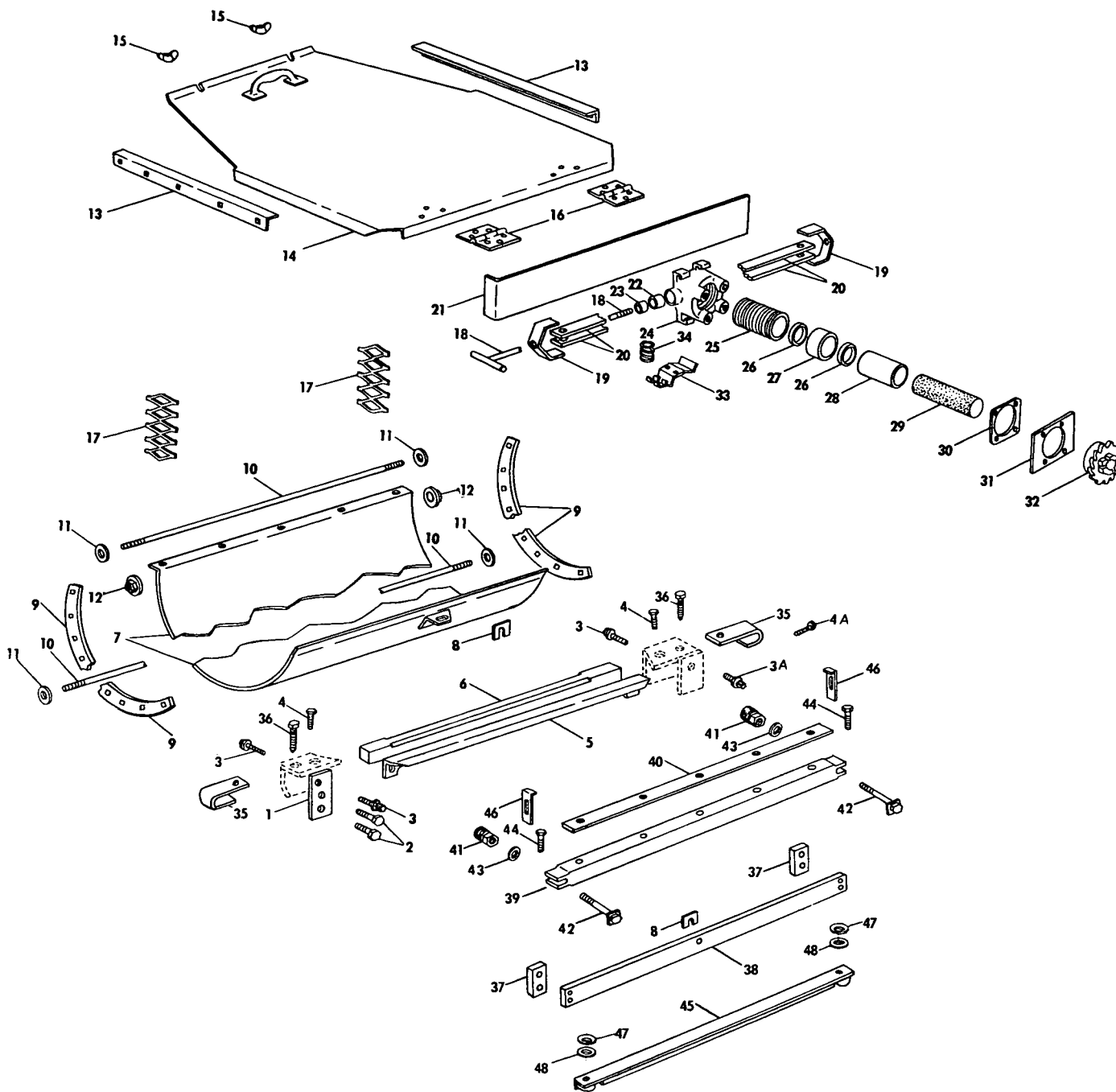
# FEED ROLL EQUALIZER GROUP



Ref. No.	Part No.	No. Used	Description
1	35609	2	Equalizer Bearing
			4 87686 Bolt, Round Head, Short Square Neck, 3/8" x 1"
			4 80680 Lockwasher, 3/8"
			4 84944 Nut, 3/8"
2	137440	1	Equalizer Arm Weld Assembly w/Bushing #66812
3	66812	2	Bushing
4	137439	1	Hub Weld Assembly w/Bushing #66812
5	39856	1	Washer
6	87689	1	Cap Screw, 1/2" x 1 1/2"
			1 80679 Lockwasher, 1/2"
7	65980	AR	Washer, 1 1/4" O.D. x 25/32" I.D. x .036" Thick
8	138139	4	Spacer
			4 88083 Cap Screw, 1/2" x 2"
			4 80700 Plain Washer, 1/2"
			4 80679 Lockwasher, 1/2"
			4 84236 Locknut, 1/2"
9	137417	2	Arm
10	166876	4	Spring, Extension w/3/8" Dia. Hook (ASN 86116)
10A	137416	4	Spring, Extension w/5/16" Dia. Hook (BSN 86115)
11	122506	4	Spring Nut
			4 87814 Tap Bolt, 3/8" x 2"
			4 80680 Lockwasher, 3/8"
12	136835	2	Bracket
			4 87686 Bolt, Round Head, Short Square Neck, 3/8" x 1"
			4 80680 Lockwasher, 3/8"
			4 84944 Nut, 3/8"
13	243484	2	Angle ---Replaces 137454
			4 87771 Plow Bolt, 3/8" x 1"
			10 80680 Lockwasher, 3/8"
			10 84944 Nut, 3/8"
14	137453	2	Channel
			6 87771 Plow Bolt, 3/8" x 1"
			4 80702 Plain Washer, 3/8"
			8 80680 Lockwasher, 3/8"
			8 84944 Nut, 3/8"
15	216328	2	Bumper ---Replaces 138140

AR - As Required

SHEAR BAR, CUTTERHEAD WRAPPER AND COVER AND KNIFE SHARPENER GROUP



Ref. No.	Part No.	No. Used	Description
1	*171025	1	Set Screw Bracket 1 88716 Cap Screw, 3/8" x 1", Grade 8 1 80680 Lockwasher, 3/8"
2	* 88439	2	Cap Screw, 5/8" x 2", N.F., Grade 5 2 84057 Lockwasher, 5/8"
3	*167515	3	Special Set Screw 3 84947 Nut, 5/8"
3A	*163003	1	Special Set Screw 1 84971 Jam Nut, 5/8"
	*165489	1	Special Set Screw



SHEAR BAR, CUTTERHEAD WRAPPER AND COVER AND KNIFE SHARPENER GROUP (CON'D)

Ref. No.	Part No.	No. Used	Description
4	* 88706	2	Cap Screw, Hex Head, 5/8" x 1 3/4", Grade 8 2 84947 Nut, 5/8"
4A	* 88644	1	Cap Screw, Hex Head, 3/8" x 2", Grade 8 1 80680 Lockwasher, 3/8"
5	*137264	1	Scraper 2 87848 Cap Screw, Hex Head, 1/2" x 1", Grade 5 (N.F.) 2 80700 Plain Washer, 1/2" 2 80679 Lockwasher, 1/2"
6	*167682	1	Shear Bar
7	173617	1	Wrapper Weld Assembly 5 87000 Cap Screw, Hex Head, 5/16" x 3/4", Grade 5 5 80664 Plain Washer, 5/16" 5 80681 Lockwasher, 5/16" 5 84943 Hex Nut, 5/16"
8	131405	AR	Shim 1 88083 Cap Screw, Hex Head, 1/2" x 2" 1 87364 Plain Washer, 1/2" 1 84236 Hex Locknut, 1/2"
9	173616	2	Strip 18 88666 Plow Bolt, 3/8" x 1 1/4", Grade 5 18 80702 Plain Washer, 3/8" 18 80680 Lockwasher, 3/8" 18 84944 Hex Nut, 3/8"
10	137385	2	Rod 4 80680 Lockwasher, 5/8" 4 87262 Hex Nut, 5/8" (N.F.)
11	11551	4	Spacer Washer
12	137423	14	Tightener Weld Assembly 14 87466 Cap Screw, Hex Head, 1/2" x 1 3/4", Grade 5 14 80679 Lockwasher, 1/2"
13	137452	2	Angle 10 87686 Bolt, Round Head, Short Square Neck, 3/8" x 1" 10 80702 Plain Washer, 3/8" 10 80680 Lockwasher, 3/8" 10 84944 Hex Nut, 3/8"
14	137266	1	Cover Weld Assembly
15	110310	2	Wing Nut, 3/8" 2 84844 Bolt, Square Head, 3/8" x 1 1/2"
16	35115	2	Butt Hinge 12 87139 Machine Screw, Flat Head, 1/4" x 3/4" 12 80682 Lockwasher, 1/4" 12 84942 Hex Nut, 1/4"
17	122513	2	Shield
18	137428	1	Handle Weld Assembly
19	228089	2	Bracket ---Replaces 122524 4 88077 Plow Bolt, 7/16" x 1 1/4" 4 81547 Lockwasher, 7/16" 4 84945 Hex Nut, 7/16"
20	137426	2	Sharpener Rail
21	137409	1	Sharpener Shield Weld Assembly
22	43485	1	Plug
23	12621	1	Retainer
24	67032	1	Carrier
25	66844	1	Stone Holder
26	35670	2	Rubber Ring
27	46443	1	Spacer
28	46442	1	Spacer
29	35666	1	Stone

AR - As Required

CONTINUE

SHEAR BAR, CUTTERHEAD WRAPPER AND COVER AND KNIFE SHARPENER GROUP (CON'D)

Ref. No.	Part No.	No. Used	Description
30	35675	AR	Shim, .007" Thick
31	67030	1	Plate 4 88503 Cap Screw, Hex Head, 1/4" x 1/2" 4 80682 Lockwasher, 1/4"
32	35664	1	Stone Holder Cap
33	223439	1	Kicker ---Replaces 35673 2 87907 Bolt, Round Head, Short Square Neck, 1/4" x 1" 2 84060 Hex Locknut, 1/4"
34	35674	1	Spring
35	*167489	2	Clip
36	* 88684	2	Cap Screw, 5/16" x 7/8", Grade 8 2 80681 Lockwasher, 5/16"
37	**177460	2	Spacer
38	**236768	1	Shear Bar Support ---Replaces 172096 4 88736 Cap Screw, Hex Head, 3/4" x 4" (Grade 8) (N.F.) 1 88083 Cap Screw, Hex Head, 1/2" x 2" 3 87689 Cap Screw, Hex Head, 1/2" x 1 1/2" (Grade 5) 1 80700 Plain Washer, 1/2" AR 87364 Plain Washer, 1/2" 4 87340 Lockwasher, 3/4" 3 80679 Lockwasher, 1/2" 4 87312 Hex Nut, 3/4" (N.F.) 1 84236 Hex Locknut, 1/2"
39	**236459	1	Shear Bar Holder ---Replaces 172086
40	**237521	1	Shear Bar Service Assembly (Includes (1) Shear Bar, (5) 88551 Cap Screws and (5) 244379 Washers plus an assembly instruction sheet) ---Replaces 172087, 215967 5 88551 Cap Screw, Hex Head, 1/2" x 1 3/4", Grade 5 5 244379 Washer, Special 5 88030 Plow Bolt, 1/2" x 2", Grade 5 } Used w/old style 5 84236 Hex Locknut, 1/2" } Shear Bar Plate
41	**177458	2	Adjusting Nut
42	**172319	2	Cap Screw Weld Assembly 2 87340 Lockwasher, 3/4" 2 87312 Hex Nut, 3/4" (N.F.)
43	**177459	2	Washer
44	**179228	2	Adjustment Bolt 2 87312 Hex Nut, 3/4" (N.F.)
45	**223697	1	Scraper Weld Assembly ---Replaces 177465 2 509966 Cap Screw, Hex Head, 1/2" x 2" (Grade 8) } Used w/old 4 58102 Plain Washer, Special } style scraper 2 88871 Hex Locknut, 1/2", Grade C } 177465 4 34945 Washer, Special, 1/2" } Used w/current 2 88424 Cap Screw, Hex Head, 1/2" x 2 1/2" (Grade 8) } style scraper W/A
46	**177759	2	Plate 2 80664 Plain Washer, 5/16" 2 80681 Lockwasher, 5/16" 2 84943 Hex Nut, 5/16"
47	***132321	2	Washer, Dished
48	** 64263	AR	Washer

line 616427

\* Used on and below Serial No. 86616. Use caution when replacing Set Screw #163003 and 165489 because they are not interchangeable. 163003 is 1 1/4" long from under a square head to its point. 165489 is 1 1/8" long from under a 12 point head to its point.

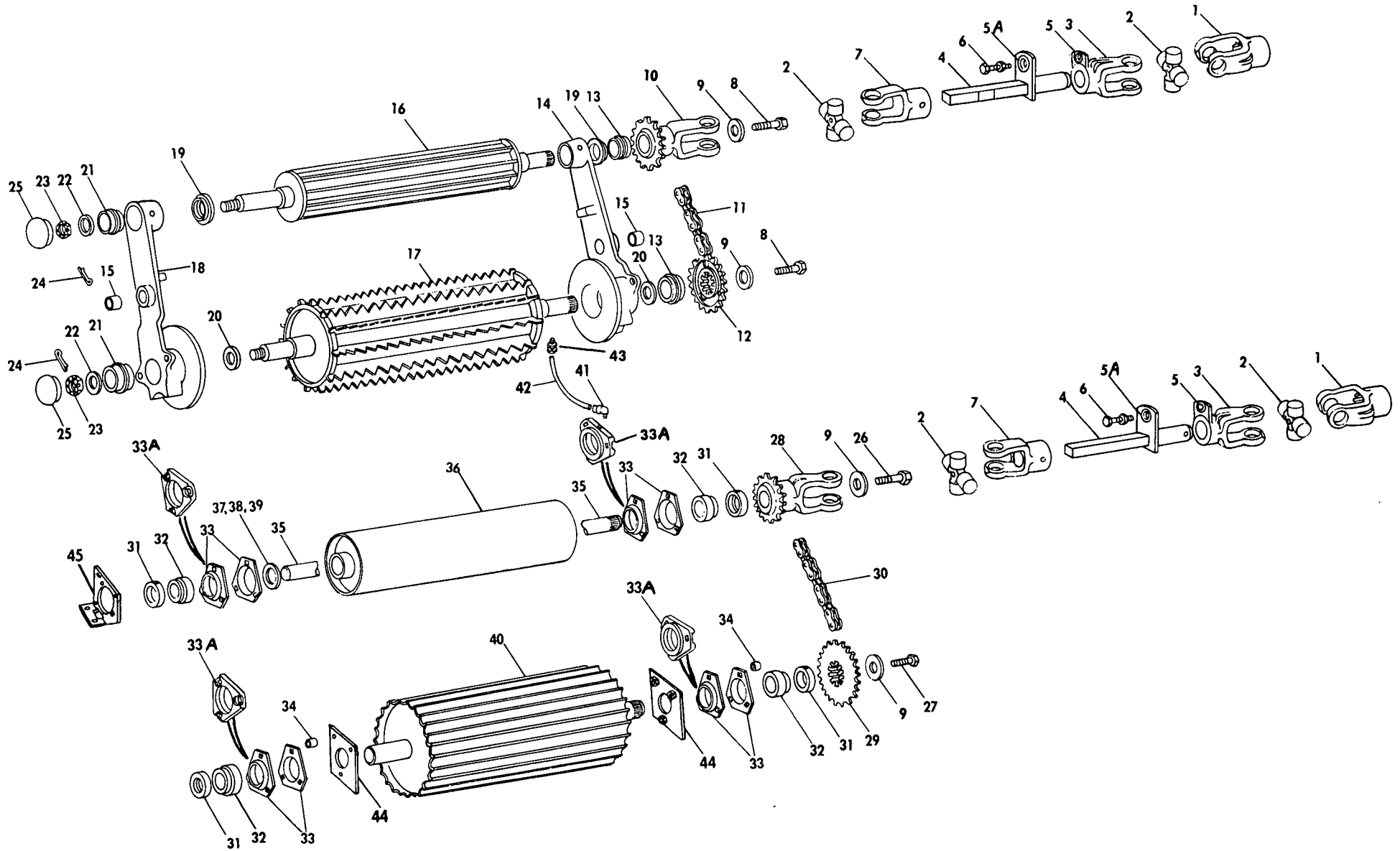
\*\* Used on and above Serial No. 86617.

\*\*\* Used on and above Serial No. 86621 except Serial No. 86641.

AR - As Required

NOTES

FEED ROLL GROUP



FEED ROLL GROUP

Ref. No.	Part No.	No. Used	Description
1	137456	2	Splined Yoke 2 88253 Cap Screw, 1/4" x 2 1/2", Grade 5 2 84060 Locknut, 1/4"
2	136908	4	Bearing and Spider Assembly 4 87408 Grease Fitting, 1/4"-28, Straight
2A	95311	4	Bearing and Spider Service Kit
3	143582	2	Yoke Weld Assembly w/46522 Shear Bolt Sleeve
4	137437	2	Shaft Weld Assembly w/46585 Shear Bolt Sleeve 2 84923 Spring Pin, 3/16" x 1 1/4"
5	46522	2	Shear Bolt Sleeve
5A	46585	2	Shear Bolt Sleeve
6	46520	2	Shear Bolt w/Nut
7	136902	2	Plain Yoke 2 87414 Grease Fitting, 1/4"-28, Straight, Self-Tapping
8	131998	2	Drilled Bolt ---Replaces 28663 2 80679 Lockwasher, 1/2"
9	39856	4	Washer
10	136919	1	Yoke & Sprocket, 7 Tooth
11	122469	1	Roller Chain Assembly, #CA550
	43278	AR	Roller Link, #CA550
	40242	AR	Offset Link, #CA550
	40241	AR	Connecting Link, #CA550
12	136920	1	Sprocket, 13 Tooth
13	66486	2	Bearing and Spacer Assembly
14	229487	1	Bearing Housing Assembly, L.H. w/Bushing No. 66812 ---Replaces 185466 2 87128 Spring Pin, 1/8" x 5/8" 2 87414 Grease Fitting, 1/4"-28, Straight, Self-Tapping
15	66812	2	Bushing
16	136922	1	Rear Feed Roll Weld Assembly
17	185934	1	Front Feed Roll Weld Assembly
18	229486	1	Bearing Housing Assembly, R.H. w/Bushing No. 66812 ---Replaces 185468 2 87128 Spring Pin, 1/8" x 5/8" 2 87414 Grease Fitting, 1/4"-28, Straight, Self-Tapping
19	136909	2	Washer
20	50462	2	Washer
21	136903	2	Bearing and Spacer Assembly
22	122432	2	Washer
23	87446	2	Hex Slotted Nut, 5/8" (N.F.)
24	80739	2	Cotter Pin, 3/16" x 1"
25	56868	2	Hub Cap
26	84235	1	Cap Screw, 1/2" x 1 3/4" 1 80679 Lockwasher, 1/2"
27	87689	1	Cap Screw, 1/2" x 1 1/2" 1 80679 Lockwasher, 1/2"
28	137442	1	Yoke w/Sprocket Weld Assembly
29	137930	1	Sprocket & Hub Weld Assembly
30	36314	1	Drive Chain #RC50
	25805	43	Roller Link, #RC50
	42472	1	Coupler Link, #RC50 Cotter Pin Type
31	45876	4	Locking Collar
32	** 45882	4	Bearing
***32A	*139368	4	Bearing
	***166199	4	Bearing
33	** 43048	8	Bearing Flange 6 84844 Cap Screw, 3/8" x 1 1/2" 12 80680 Lockwasher, 3/8" AR 84944 Nut, 3/8" (If Ref. #44 installed on machine individual nuts not required)

CONTINUE

\* These items used w/Cast Bearing Housing on current units.

\*\* These items used w/Steel Flange Bearings on early models.

FEED ROLL GROUP (CONTINUED)

Ref. No.	Part No.	No. Used	Description
33A	*219764	4	Bearing and Housing Assembly 3 87569 Grease Fitting, 1/4"-28, 45°, Self-Tapping 12 80680 Lockwasher, 3/8" 6 84944 Hex Nut, 3/8" 6 88428 Cap Screw, Hex Head, 3/8" x 1 3/4" 3 80218 Carriage Bolt, 3/8" x 1"
34	***103789	6	Spacer
	**** 34042	6	Spacer
35	***136912	1	Shaft
	°237272	1	Shaft ---Replaces 219465
36	+237273	1	Smooth Roll Weld Assembly ---Replaces 136916, 219460, 225322 † 84241 Woodruff Key, #D, 5/16" x 1 1/4"
	++237274	1	Smooth Roll and Shaft Weld Assembly
37	00674	AR	Washer, 1 5/8" O.D. x 1 9/64" I.D. x 1/8" Thick
38	00672	AR	Washer, 1 5/8" O.D. x 1 9/64" I.D. x 1/32" Thick
39	00673	AR	Washer, 1 5/8" O.D. x 1 9/64" I.D. x 1/16" Thick
40	219463	1	Lower Front Roll Weld Assembly ---Replaces 136917
41	*134576	1	Connector
42	*143023	1	Tubing
43	* 37581	1	Connector 1 80285 Elbow, 1/8" P.T., 90° 1 80710 Grease Fitting
44	179541	2	Plate Weld Assembly
45	++219354	1	Bracket, R.H. 2 80345 Cap Screw, Hex Head, 3/8" x 1 1/4" 2 80702 Plain Washer, 3/8" 4 80680 Lockwasher, 3/8" 4 84944 Hex Nut, 3/8"

\* These items used w/Cast Bearing Housing on current units.

\*\* These items used w/Steel Flange Bearings on early models.

\*\*\* Used on and below Serial No. 130382.

\*\*\*\* Used on and above Serial No. 130383.

+ Used on and below Serial No. 130923.

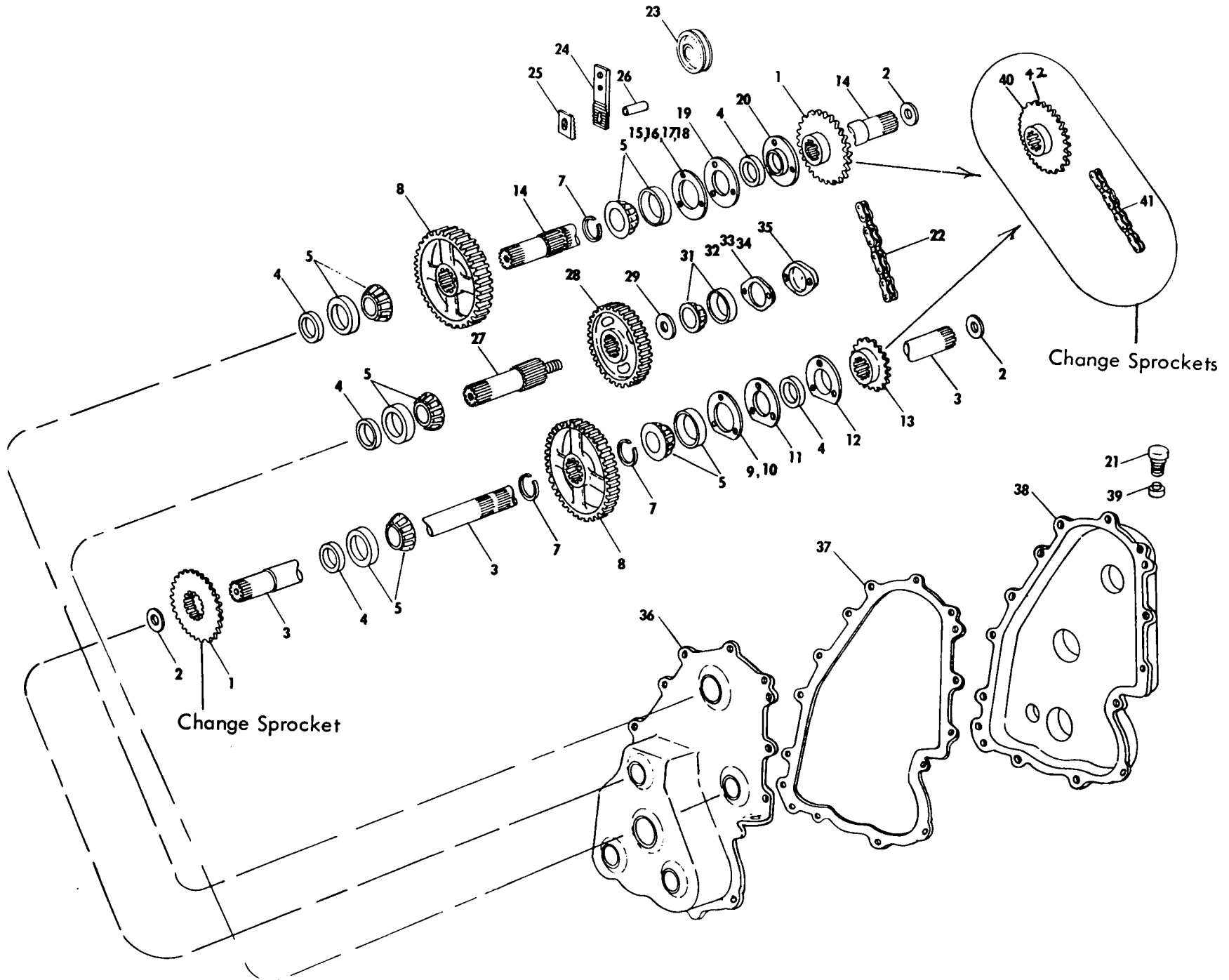
++ Used on and above Serial No. 130924.

° Used on and between Serial No. 130383 and 130923.

AR - As Required

NOTES

FEED ROLL DRIVE AND GEARBOX GROUP





FEED ROLL DRIVE AND GEARBOX GROUP

Ref. No.	Part No.	No. Used	Description
1	136796	2	GEARBOX, COMPLETE
2	136777	3	Change Sprocket Weld Assembly, 23 Tooth
3	26312	3	Washer
	136790	1	Shaft
			2 87670 Cap Screw, 1/2" x 1 1/4"
			2 80679 Lockwasher, 1/2"
4	136771	5	Oil Seal
5	218230	5	Tapered Roller Bearing Cup and Cone Assembly
7	47204	3	Retaining Ring
8	136783	2	Gear, 59 Teeth
9	136770	AR	Shim .002
10	136769	AR	Shim .010
11	136760	1	Washer
12	136761	1	Bearing Retainer
			3 88206 Cap Screw, 3/8" x 1"
			3 80680 Lockwasher, 3/8"
13	136778	1	Change Sprocket Weld Assembly, 14 Tooth
14	136792	1	Shaft
			1 87670 Cap Screw, 1/2" x 1 1/4"
			1 80679 Lockwasher, 1/2"
15	41325	AR	Shim, .002
16	41326	AR	Shim, .005
17	41327	AR	Shim, .010
18	41328	AR	Shim, .020
19	45283	1	Washer
20	41283	1	Bearing Retainer
			3 88206 Cap Screw, 3/8" x 1"
			3 80680 Lockwasher, 3/8"
21	39853	1	Air Vent
22	136758	1	Roller Chain Assembly, #RC 60
	25808	AR	Roller Link #RC 60
	25812	AR	Connecting Link #RC 60
23	35469	1	Chain Idler Assembly
			1 87974 Cap Screw, 1/2" x 2 3/4"
			2 87364 Plain Washer, 1/2"
			1 80679 Lockwasher, 1/2"
			1 84946 Nut, 1/2"
24	136766	1	Pad
25	136765	1	Lock
26	136767	1	Spacer Split
			1 88207 Cap Screw, 1/2" x 3 3/4", Grade 5
			2 87364 Plain Washer, 1/2"
			1 80679 Lockwasher, 1/2"
27	136791	1	Shaft
28	136779	1	Gear, 41 Teeth
29	01081	1	Washer, 1 3/8" O.D. x 49/64" I.D. x .075" Thick
31	179080	1	Tapered Roller Bearing Cup and Cone Assembly
32	67375	AR	Shim, .005 Thick
33	126105	AR	Shim, .007 Thick
34	126106	AR	Shim, .020 Thick
35	130683	1	Bearing Cup
			1 87415 Grease Fitting, 1/4"-28, 90°, Self-Tapping
			2 88206 Cap Screw, 3/8" x 1"
			2 84307 Lockwasher, 3/8"

AR - As Required

CONTINUE

FEED ROLL DRIVE AND GEARBOX GROUP (CONTINUED)

Ref. No.	Part No.	No. Used	Description
36	241373	1	Reversing Gearbox Housing ---Replaces 136797, 199150 2 80775 Pipe Plug, 1/4" or 2 80788 Pipe Plug, 3/4"-14 1 87608 Cap Screw, Hex Head, 5/8" x 2" 2 87195 Cap Screw, Hex Head, 5/8" x 1 1/2" 1 80299 Plain Washer, 5/8" I.D. x 1 3/4" O.D. 2 87365 Plain Washer, 5/8" I.D. x 1 15/16" O.D. 3 84057 Lockwasher, 5/8" 1 84947 Hex Nut, 5/8" 2 80981 Set Screw, Square Head, } Installed through Main Cup Point, 5/16" x 2" } Frame for positioning 2 84968 Hex Jam Nut, 5/16" } Gearbox
37	**218547	1	Gasket ---Replaces 136789
	***241371	1	Gasket
*38	**218184	1	Cover w/Idler Shaft No. 218762 ---Replaces 136785
	***241588	1	Cover w/Idler Shaft No. 218762 13 84844 Cap Screw, Hex Head, 3/8" x 1 1/2", Grade 5 1 88206 Cap Screw, Hex Head, 3/8" x 1", Grade 5 } Used 14 80680 Lockwasher, 3/8" } BSN 13 84040 Hex Locknut, 3/8" } 130923 14 88948 Cap Screw, Hex Head, 3/8" x 1 3/4" (UNF) (Grade 8) 1 88206 Cap Screw, Hex Head, 3/8" x 1" (Grade 5) 1 88044 Cap Screw, Hex Head, 3/8" x 1 1/2" (Grade 5) } Used 16 213169 Washer, Special } ASN 14 80855 Hex Locknut, 3/8" (UNF) (Grade C) } 130924 2 87238 Dowel Pin, 5/16" x 3/4"
39	80788	1	Pipe Plug Square Head, 3/4"
40	137438	1	Change Sprocket, 20 Tooth (Sold less Chain)
41	239033	1	Chain Extension for Change Sprockets, #RC 60, 11 Pitches --- Replaces 137414
	25808	AR	Roller Link, #RC 60
	25812	AR	Connecting Link, #RC 60
	25817	AR	Offset Link, #RC 60
42	97630	1	Change Sprocket Kit, 45 Tooth (Optional) (Includes) 1 143553 45 Tooth Change Sprocket 1 84235 Cap Screw, 1/2" x 1 3/4" 1 137414 Chain Extension 4 80700 Plain Washer, 1/2"

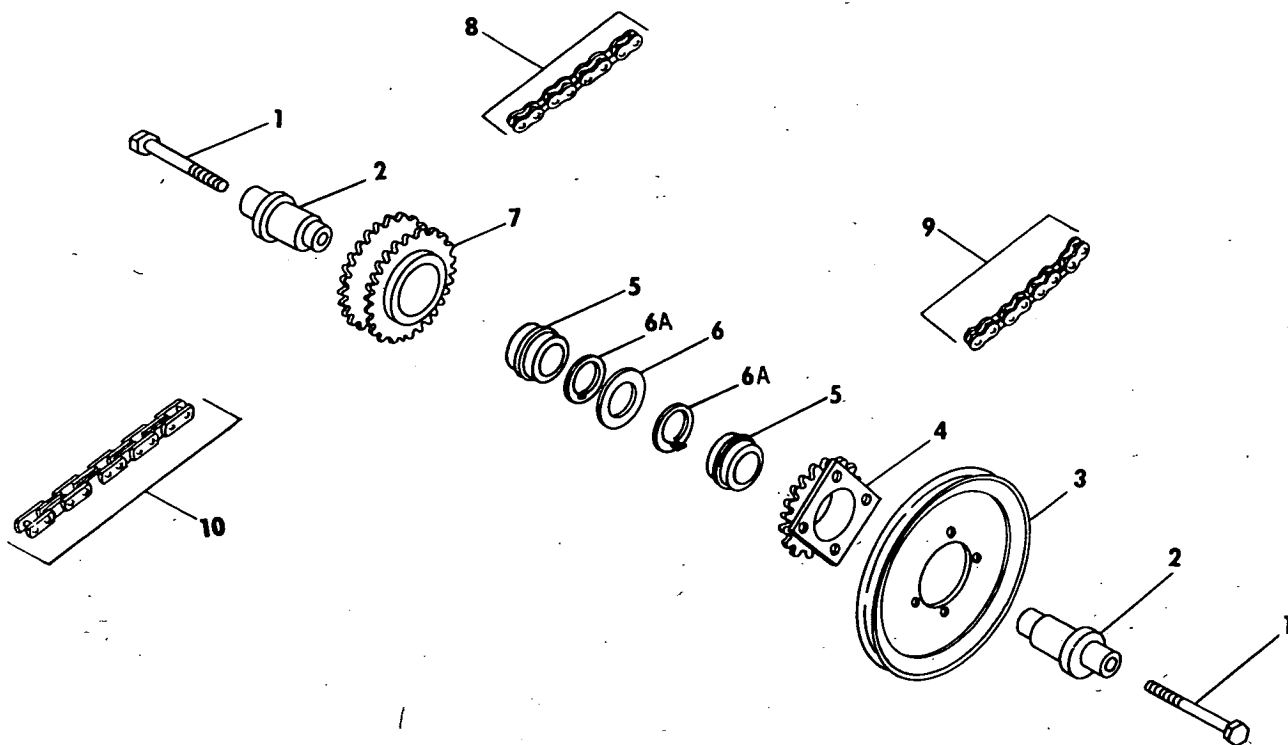
\*NOTE: On later models Shifter Shaft Bore changed to 1 1/2" and used 67101 Seal

\*\* Used on and below Serial No. 130923.

\*\*\* Used on and above Serial No. 130924.

AR - As Required

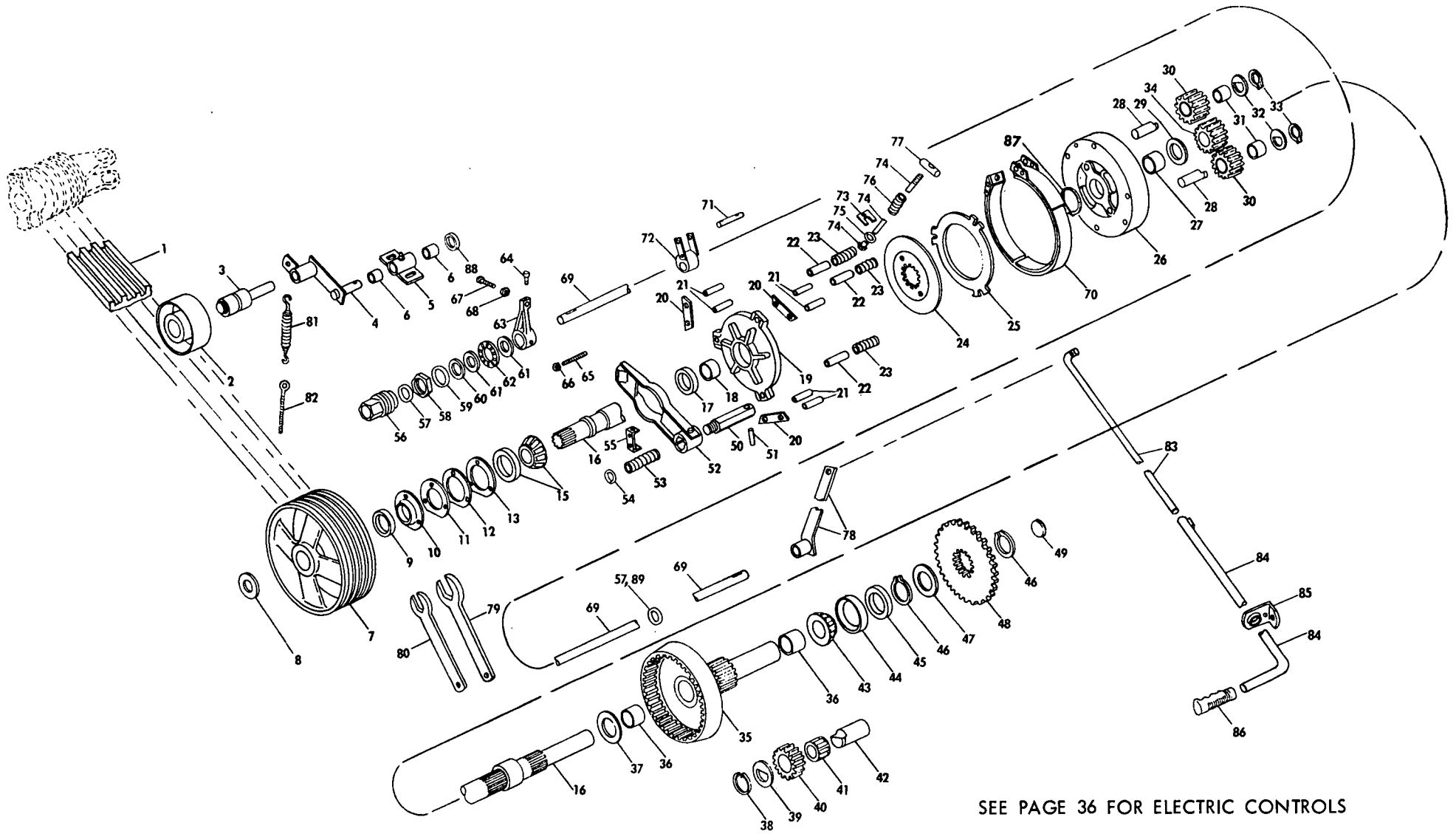
## ATTACHMENT DRIVE GROUP



Ref. No.	Part No.	No. Used	Description
1	87205	2	Cap Screw, 5/8" x 4" 2 84057 Lockwasher, 5/8"
2	179982	2	Eccentric Shaft
3	137255	1	Sheave Weld Assembly 4 87909 Cap Screw, 1/2" x 1" 4 80679 Lockwasher, 1/2"
4	169223	1	Hub Weld Assembly (Must be used w/3" #179982 Eccentric Shaft) 1 80713 Grease Fitting, 1/4" - 28 Straight 1 87128 Spring Pin, 1/8" x 5/8"
5	66486	2	Bearing and Spacer Assembly
6	27317	AR	Space Washer, .035 Thick
6A	179984	2	Spacer Washer, Lipped
7	169219	1	Sprocket Weld Assembly, 18 Tooth Each (Must be used w/3" 179982 Eccentric Shaft)
8	137406	1	Roller Chain Assembly, #RC 60, 64 Pitches
	25808	AR	Roller Link, #RC 60
	25812	AR	Connecting Link, #RC 60
9	137407	1	Roller Chain, Assembly, #RC 60, 66 Pitches
	25808	AR	Roller Link, #RC 60
	25812	AR	Connecting Link, #RC 60
10	122907	1	Attachment Drive Chain Assembly, #RC 60, 53 Pitches
	25808	AR	Roller Link, #RC 60
	25817	AR	Offset Links, #RC 60
	25812	AR	Connecting Link, #RC 60

AR - As Required

# GEARBOX DRIVE AND GEARBOX CLUTCH GROUP



SEE PAGE 36 FOR ELECTRIC CONTROLS

GEARBOX DRIVE AND GEARBOX CLUTCH GROUP

Ref. No.	Part No.	No. Used	Description
1	188827	1	Power Band Belt, 4 Groove (Replaces previous set of 4 Belts)
1A	139931	AR	"V" Belt (Used to Service Set of 4 "V" Belts)
2	136786	1	Idler
3	136740	1	Bearing
4	182900	1	Arm Weld Assembly
			1 80738 Cotter Pin, 3/16" x 1 1/4"
5	136772	1	Tube and Bracket Assembly w/Bushings No. 66812
			1 87415 Grease Fitting, 1/4"-28, 90°, Self-Tapping
			1 87689 Cap Screw, Hex Head, 1/2" x 1 1/2", Grade 5
			1 88011 Cap Screw, Hex Head, 3/8" x 1 1/4", Grade 5
			1 87364 Plain Washer, 1/2"
			1 80702 Plain Washer, 3/8"
			1 80679 Lockwasher, 1/2"
			1 80680 Lockwasher, 3/8"
6	66812	2	Bushing
7	136793	1	Sheave
8	33298	1	Washer
9	136771	1	Seal
10	136761	1	Bearing Retainer
			3 88206 Cap Screw, Hex Head, 3/8" x 1"
			3 80680 Lockwasher, 3/8"
11	136760	1	Washer
12	136769	AR	Shim .010 Thick
13	136770	AR	Shim .002
15	218230	1	Tapered Roller Bearing Cone and Cup Assembly
16	***226574	1	Shaft ---Replaces 174885
	****164253	1	Shaft
			1 88572 Cap Screw, Hex Head, 5/8" x 1 1/4" (N.F.) Grade 8
			1 84057 Lockwasher, 5/8"
17	#133454	1	Bearing, Ball Thrust
	##226500	1	Bearing and Housing Assembly
18	133456	1	Bushing
19	#133455	1	Plate
	##227761	1	Plate
20	66822	3	Bar
21	***174894	6	Spacer, 1 25/32" Long
			6 88709 Cap Screw, Hex Head, 5/16" x 2 1/2", Grade 8
			6 80681 Lockwasher, 5/16"
	**** 66826	6	Spacer 1 13/32" Long
			6 87505 Cap Screw, Hex Head, 5/16" x 2"
			6 80681 Lockwasher, 5/16"
22	*** 88701	3	Spring Pin, 1/4" x 1 7/8"
	**** 87406	3	Spring Pin, 1/4" x 1 1/2"
23	***174892	3	Spring 1 5/8" Free Length
	**** 42019	3	Spring, 1 15/64" Free Length
24	66595	AR	Clutch Driving Disc Assembly (5 Used BSN 86616. 7 Used ASN 86617)
25	66448	AR	Clutch Plate (4 Used BSN 86616. 6 Used ASN 86617)
26	226573	1	Clutch Carrier w/Pins #225052 and Bushing #136757 ---Replaces 136743
27	136757	1	Bushing
28	225052	2	Pin ---Replaces 136742
29	136744	1	Washer, 1 1/2" I.D. x 2 5/8" O.D. x 1/16" Thick
30	226572	2	Pinion and Bushing #136749 ---Replaces 136748
31	136749	2	Bushing
32	136747	2	Washer
33	137286	2	Retaining Ring
34	228033	1	Gear ---Replaces 136776
35	136788	1	Gear w/Bushing #65930
36	65930	2	Bushing ---Replaces 39216

AR - As Required

CONTINUE

GEARBOX DRIVE AND GEARBOX CLUTCH GROUP (CONTINUED)

Ref. No.	Part No.	No. Used	Description
37	136759	1	Washer, 1 1/4" I.D. x 2 5/8" O.D. x 1/16" Thick
38	25121	1	Retaining Ring
39	122409	1	Washer
40	++136745	1	Idler Gear
	+++218764	1	Idler Gear
41	++136746	1	Bearing
	+++218763	1	Bearing
42	++136756	1	Idler Shaft
	+++218762	1	Idler Shaft
43	+++218182	1	Tapered Roller Bearing Cone
44	++218228	1	Tapered Roller Bearing Cup and Cone Assembly
	+++ 49029	1	Tapered Roller Bearing Cup
45	181991	1	Oil Seal
46	27503	2	Retaining Ring
47	137236	AR	Shim
48	136781	1	Sprocket and Hub Weld Assembly
49	80779	1	Expansion Plug
50	187106	1	Stud Shaft
			1 512794 Plain Washer
			1 80680 Lockwasher, 5/8"
			1 84947 Hex Nut, 5/8"
			AR 87341 Lockwasher, 7/8"
			AR 87315 Jam Nut, 7/8" (N.F.)
51	81823	1	Grooved Pin Type "A", 5/16" x 1 3/4"
52	***226840	1	Cam Bar Weld Assembly ---Replaces 174888
52A	****136782	1	Cam Bar Weld Assembly
53	***174893	1	Spring
53A	****136763	1	Spring
54	66297	1	"O" Ring
55	***174895	1	Guide
55A	****136768	1	Guide
			2 87096 Cap Screw, 5/16" x 1"
			2 80681 Lockwasher, 5/16"
56	189894	1	Plug
57	27286	2	Seal, 1 1/4" O.D. (1 used at shifter handle on and below Serial No. 116882)
58	66823	1	Nut
59	66805	1	Seal
61	142088	AR	Thrust Race
62	142090	1	Needle Thrust Bearing
63	***174889	1	Control Arm
63A	**** 76935	1	Control Arm
			1 80768 Woodruff Key, #15, 1/4" x 1"
			1 88580 Set Screw, Square Head, Cone Pt., 5/16" x 1"
			1 80427 Set Screw, Hex Socket Hd., Cup Pt., 5/16" x 3/4"
			2 84968 Jam Nut, 5/16"
64	66813	1	Cam Follower
65	59998	1	Rod
66	87309	1	Jam Nut, 1/2" (N.F.)
67	87814	1	Tap Bolt, 3/8" x 2"
68	84969	1	Jam Nut, 3/8"
69	136775	1	Shaft
70	***229368	1	Reverse Band Assembly ---Replaces 163423
70A	**** 66643	1	Reverse Band Assembly
71	***144841	1	Pin
71A	****136764	1	Pin
			2 80746 Cotter Pin, 1/8" x 1/2"

AR - As Required

CONTINUE

GEARBOX DRIVE AND GEARBOX CLUTCH GROUP (CONTINUED)

Ref. No.	Part No.	No. Used	Description
72	***163424	1	Link
72A	**** 66644	1	Link Weld Assembly 1 80768 Woodruff Key, #15, 1/4" x 1"
73	66828	1	Lock 1 88503 Cap Screw, 1/4" x 1/2" 1 80682 Lockwasher, 1/4"
74	***174898	1	Adjusting Bolt, 3" Long
74A	****128004	1	Adjusting Bolt, 7" Long 1 87016 Plain Washer, 3/8" I.D. x 7/8" O.D. 2 80702 Plain Washer, 3/8" I.D. x 1" O.D.
75	49856	1	"O" Ring
76	***105383	1	Spring
76A	**** 66809	1	Spring
77	66989	1	Pin
78	137931 <sup>o</sup>	1	Arm Weld Assembly 1 80768 Woodruff Key, #15, 1/4" x 1" 1 87598 Set Screw, Square Head, Cone Pt., 3/8" x 1" 1 84969 Jam Nut, 3/8"
79	66985	1	Wrench, 2 5/16"
80	66987	1	Wrench, 1 7/16"
81	136524	1	Spring
82	36835	1	Eyebolt 2 84944 Nut, 3/8"
83	242310 <sup>o</sup>	1	Gearbox Adjustment Rod ---Replaces 137549 1 80753 Cotter Pin, 1/4" x 1 1/2"
84	** 47919 <sup>o</sup>	1	Shifter Rod Weld Assembly
	*143506 <sup>o</sup>	1	Shifter Rod Weld Assembly 1 80386 Set Screw, Square Head, Cup Point, 3/8" x 1" 1 84969 Hex Jam Nut, 3/8"
85	122530 <sup>o</sup>	1	Shift Lever Bracket 1 87982 Cap Screw, 3/8" x 3/4" 1 80680 Lockwasher, 3/8" 1 84944 Nut, 3/8"
86	126697	1	Grip
87	*** 27503	1	Retainer Ring
88	116312	AR	Washer
89	+ 67101	1	Oil Seal, 1 1/2" O.D.

\* This rod is approximately 126" long and used on current models.

\*\* This rod is approximately 90" long and used on early models.

\*\*\* Used on and above Serial No. 86617.

\*\*\*\* Used on and below Serial No. 86616.

+ Used on and above Serial No. 116881

++ Used on and below Serial No. 130382

+++ Used on and above Serial No. 130383

# Used on and below Serial No. 130923

## Used on and above Serial No. 130924

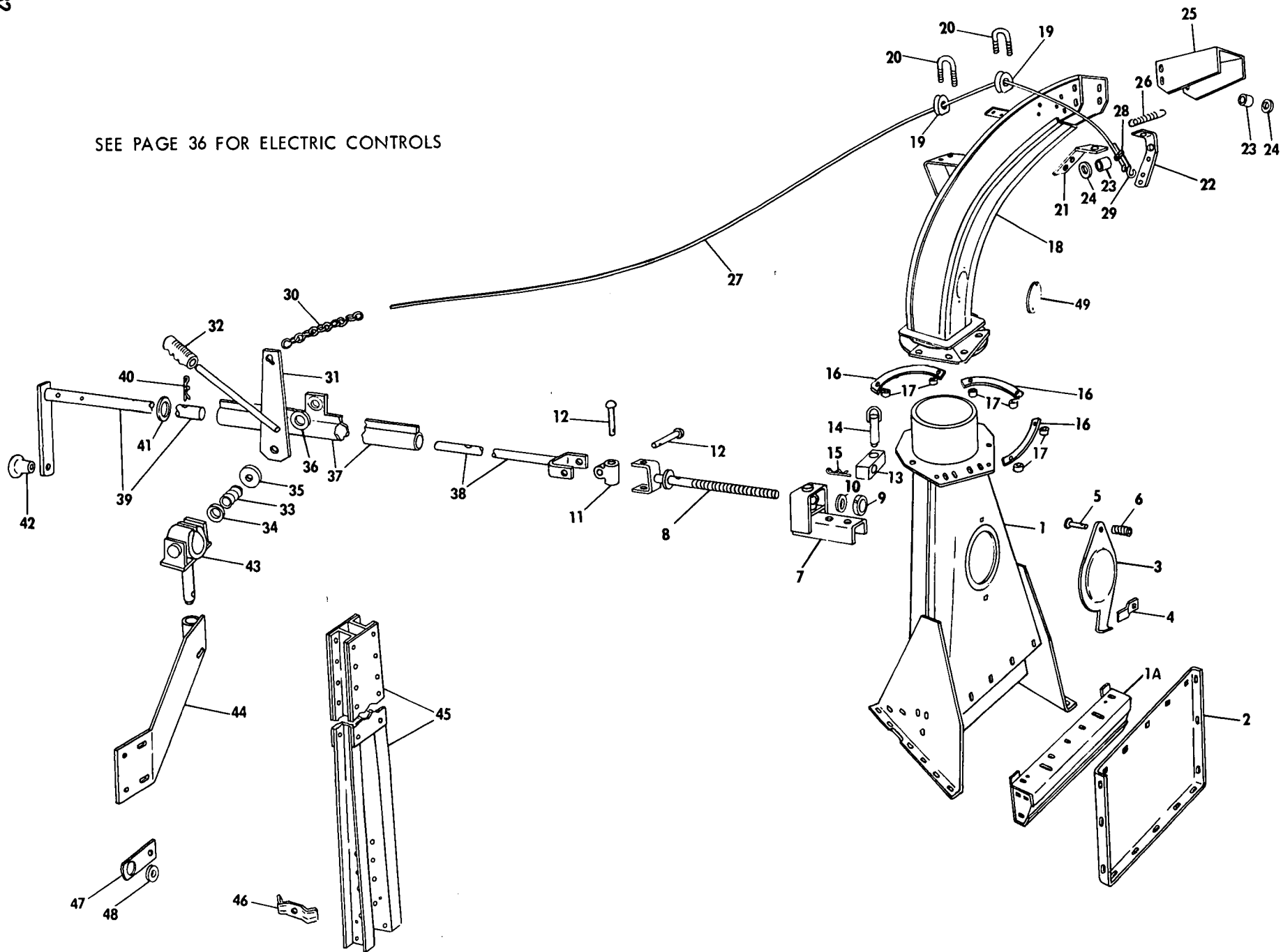
<sup>o</sup> Components of Manual Control, See Page 36 for Electric Controls.

AR - As Required

# SPOUT AND DEFLECTOR CONTROL GROUP

32

SEE PAGE 36 FOR ELECTRIC CONTROLS





SPOUT AND DEFLECTOR CONTROL GROUP

Ref. No.	Part No.	No. Used	Description
1	218350	1	Transition Weld Assembly ---Replaces 183385 11 88206 Cap Screw, 3/8" x 1" 11 80702 Plain Washer, 3/8" 11 80680 Lockwasher, 3/8" 11 84944 Nut, 3/8"
1A	*183381	1	Cut-Off Weld Assembly 11 87686 Round Head, Short Square Neck Bolt, 3/8" x 1" 6 80702 Plain Washer, 3/8" 11 80680 Lockwasher, 3/8" 11 84944 Hex Nut, 3/8"
2	136715	1	Shield 5 88481 Carriage Bolt, 3/8" x 1" 6 87000 Cap Screw, 5/16" x 3/4", Grade 5 5 80702 Plain Washer, 3/8" 6 80664 Plain Washer, 5/16" 5 80680 Lockwasher, 3/8" 6 80681 Lockwasher, 5/16" 5 84944 Nut, 3/8" 6 84943 Nut, 5/16"
3	25487	1	Cleaning Door
4	25460	1	Clip 1 87596 Bolt, Round Head, Short Square Neck, 3/8" x 3/4" 1 87364 Plain Washer, 3/8" 1 80680 Lockwasher, 3/8" 1 84944 Nut, 3/8"
5	56578	1	Drilled Pin 1 80702 Plain Washer, 3/8" 1 80743 Cotter Pin, 3/32" x 3/4"
6	32303	1	Spring
7	136707+	1	Bracket Weld Assembly 1 87415 Grease Fitting, 1/4"-28, 90°, Self-Tapping 2 87670 Cap Screw, 1/2" x 1 1/4" 2 80679 Lockwasher, 1/2" 2 84946 Nut, 1/2"
8	136708+	1	Rod Weld Assembly 1 87538 Spring Pin, 1/4" x 1"
9	36993+	1	Drag Link Collar 1 87343 Grooved Pin, Type "A", 1/4" x 1 3/4"
10	67978+	AR	Space Washer
11	35717	1	Universal Block 1 87414 Grease Fitting, 1/4"-28, Straight, Self-Tapping
12	15081+	2	Drilled Rivet 2 80756 Cotter Pin, 1/8" x 3/4"
13	136684+	1	Nut 2 87414 Grease Fitting, 1/4"-28, Straight, Self-Tapping
14	138243	1	Pin Weld Assembly
15	33778	1	Hair Pin Cotter
16	181316	3	Strip ---Replaces 137411
17	105907	6	Spacer 6 84844 Cap Screw, 3/8" x 1 1/2" 3 80702 Plain Washer, 3/8" 6 84040 Hex Locknut, 3/8"
18	195907	1	Spout Weld Assembly ---Replaces 167743 1 88131 Machine Screw, Truss Head, 3/8" x 1 3/4" 1 80680 Lockwasher, 3/8" 1 84944 Nut, 3/8"
19	28110	2	Rope Guide

\*Used on and above Serial No. 109608

AR - As Required

CONTINUE

SPOUT AND DEFLECTOR CONTROL GROUP (CONTINUED)

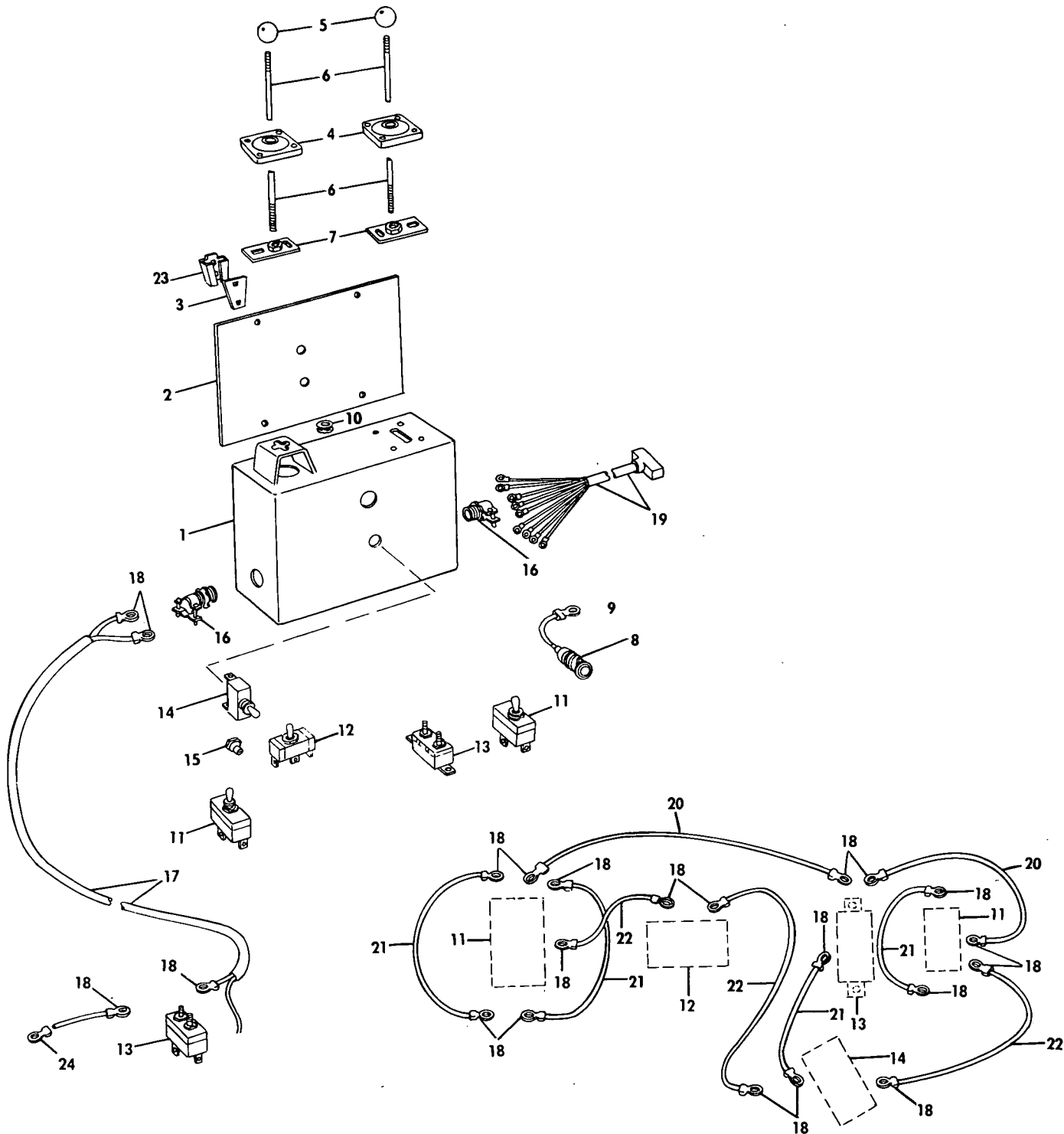
Ref. No.	Part No.	No. Used	Description
20	28114	2	Rope Guide "U" Bolt 4 87771 Lockwasher, 3/16" 4 87304 Square Nut, 3/16"
21	136682	1	Bracket 2 80404 Machine Screw, Flat Head, 3/8" x 1" 2 80702 Plain Washer, 3/8" 2 80680 Lockwasher, 3/8" 2 84944 Nut, 3/8"
22	136683	1	Bracket 2 87000 Cap Screw, 5/16" x 3/4" 2 80681 Lockwasher, 5/16" 2 84943 Nut, 5/16"
23	136696	2	Spacer 2 84786 Flat Head Machine Screw, 3/8" x 1 3/4" 2 80680 Lockwasher, 3/8" 2 84944 Nut, 3/8"
24	34187	2	Washer
25	183934	1	Deflector Weld Assembly ---Replaces 144290
26	29183	1	Spring
27	47763+	1	Deflector Rope Assembly w/Ring and Hook
28	27084	1	Pig Ring
29	115680	1	Anchor Hook
30	48454+	1	Chain w/2 - 41613 "S" Hook 2 41613 "S" Hook
31	122398+	1	Lever Weld Assembly
32	126697+	1	Grip
33	32307+	1	Spring 1 88412 Cap Screw, 3/8" x 2 1/4" 1 84040 Locknut, 3/8"
34	34187+	1	Washer, 13/32" I.D.
35	35781+	1	Washer, 13/32" I.D. x 2 5/8" O.D.
36	29526+	1	Clutch Disc
37	137604	1	Tube and Bracket Weld Assembly
38	137603+	1	Shaft and Yoke Assembly
39	144051+	1	Tube and Handle Weld Assembly
40	37851+	1	Hairpin Cotter
41	00672+	AR	Washer, 1 9/64" I.D. x 1 5/8" O.D. x 1/32" Thick
42	33781+	1	Knob 1 87165 Cap Screw, 3/8" x 2 1/2" 1 84944 Nut, 3/8"
43	226013+	1	Pivot Sleeve Weld Assembly ---Replaces 136180 AR 87364 Plain Washer, 1/2" 1 80756 Cotter Pin, 1/8" x 3/4"
44	143128+	1	Tube Support Weld Assembly 4 84870 Cap Screw, Hex Head, 3/8" x 1 1/4" 2 80702 Plain Washer, 3/8" 4 80680 Lockwasher, 3/8" 4 84944 Nut, 3/8"
45	144037+	1	Control Support Weld Assembly 3 87190 Cap Screw, 1/2" x 5 1/2" 3 80679 Lockwasher, 1/2" 3 84946 Nut, 1/2"
46	42365	1	Clamp 1 87775 Bolt, Round Head, Short Square Neck, 3/8" x 1 1/4" 1 80840 Wing Nut, 3/8"
47	137413	1	Bracket and Grommet Assembly 1 87982 Cap Screw, 3/8" x 3/4" 1 80680 Lockwasher, 3/8" 1 84944 Nut, 3/8"

SPOUT AND DEFLECTOR CONTROL GROUP (CONTINUED)

Ref. No.	Part No.	No. Used	Description
48	00709	1	Grommet
49	164342	1	Cover Plate
			2 88356 Carriage Bolt, 1/4" x 1"
			2 80682 Lockwasher, 1/4"
			1 80701 Plain Washer, 1/4"
			2 84878 Wing Nut, 1/4"

+ Components of Manual Control, See page 36 for Electric Controls.

# ELECTRIC CONTROLS CONTROL BOX GROUP



Ref. No.	Part No.	No. Used	Description
1	222780	1	Control Box Weld Assembly
2	222781	1	Back Sheet
3	222782	1	Bracket
			2 84826 Carriage Bolt, 5/16" x 3/4"
			4 80664 Plain Washer, 5/16"
			2 87382 Hex Locknut, 5/16"

ELECTRIC CONTROLS  
CONTROL BOX GROUP (CONTINUED)

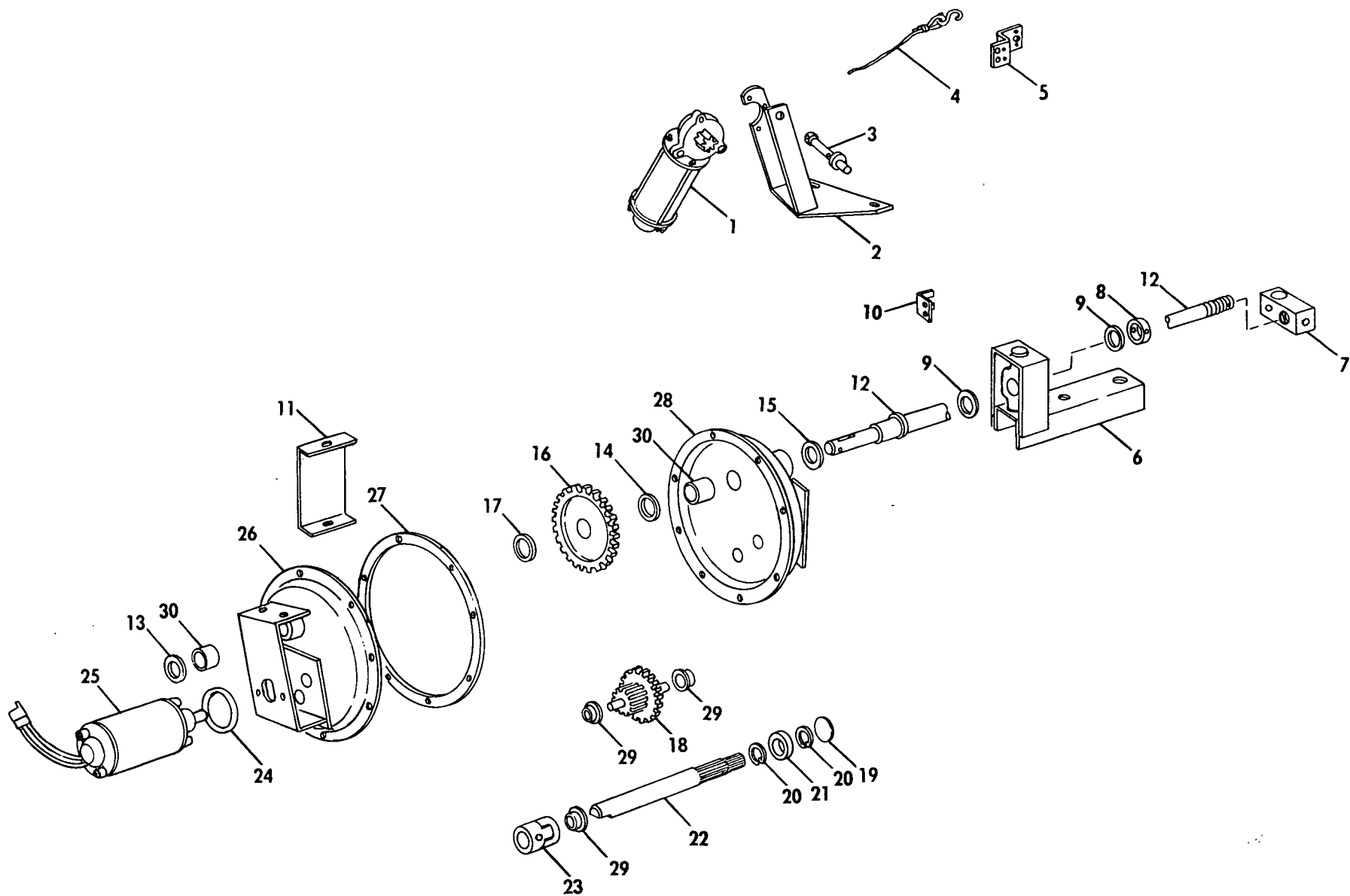
Ref. No.	Part No.	No. Used	Description	
4	222436	2	Mounting 8 84821 Machine Screw, Truss Head, #10 x 1/2" 8 80684 Lockwasher, #10 8 87304 Hex Nut, #10	
5	168982	2	Knob	
6	222783	2	Rod 2 80680 Lockwasher, 3/8" 6 84969 Hex Jam Nut, 3/8"	
7	222794	2	Plate Weld Assembly	
8	237294	1	Indicator Lamp Assembly (Includes 1 of Ref. #9)	
9	46431	1	Ring Terminal	
10	46288	1	Grommet	
11	222437	2	Switch, Spout and Feedroll Control	
12	167684	1	Toggle Switch, Deflector Control	
13	131376	2	Circuit Breaker (Tractor Mounted Breaker requires 2 of Ref. #18) 3 60485 Machine Screw, Truss Head, #10 x 3/4" 1 84821 Machine Screw, Truss Head, #10 x 1/2" 1 80707 Plain Washer, 3/16" 4 80684 Lockwasher, #10 4 87304 Hex Nut, #10	
14	102044	1	Toggle Switch	
15	133263	1	Seal	
16	102046	2	Connector	
17	238660	1	Wire Assembly (Power Cable) (Includes 2 of Ref. #18)	
18	46432	AR	Ring Terminal	
19	237297	1	Cable Assembly (Control Box to Wire Harness Assembly)	
20	164448	2	Wire Assembly, 7" Long, #10 AWG, White (Includes 2 of Ref. #18)	
21	237299	4	Wire Assembly, 4 1/2" Long, #10 AWG, Black (Includes 2 of Ref. #18)	
22	174620	3	Wire Assembly, 6 1/2" Long, #12 AWG, Black (Includes 2 of Ref. #18)	
23	38027	1	Socket 2 88059 Bolt, Round Head, Short Square Neck, 5/16" x 1" 2 80681 Lockwasher, 5/16" 2 84943 Hex Nut, 5/16"	
24	59273	AR	Ring Terminal, 3/8" Stud	Required for Hook-up to
	167169	AR	Ring Terminal, 1/2" Stud	Tractor Electrical System

AR - As Required

NOTE: Wiring Assemblies (Excluding Wire Harness) are shown for the purpose of Reference and identification only and are not available from the New Holland Service Parts System. For field repairs or replacement we suggest you fabricate using catalog description as a guide.

ELECTRIC CONTROLS  
SPOUT AND DEFLECTOR CONTROLS GROUP

38

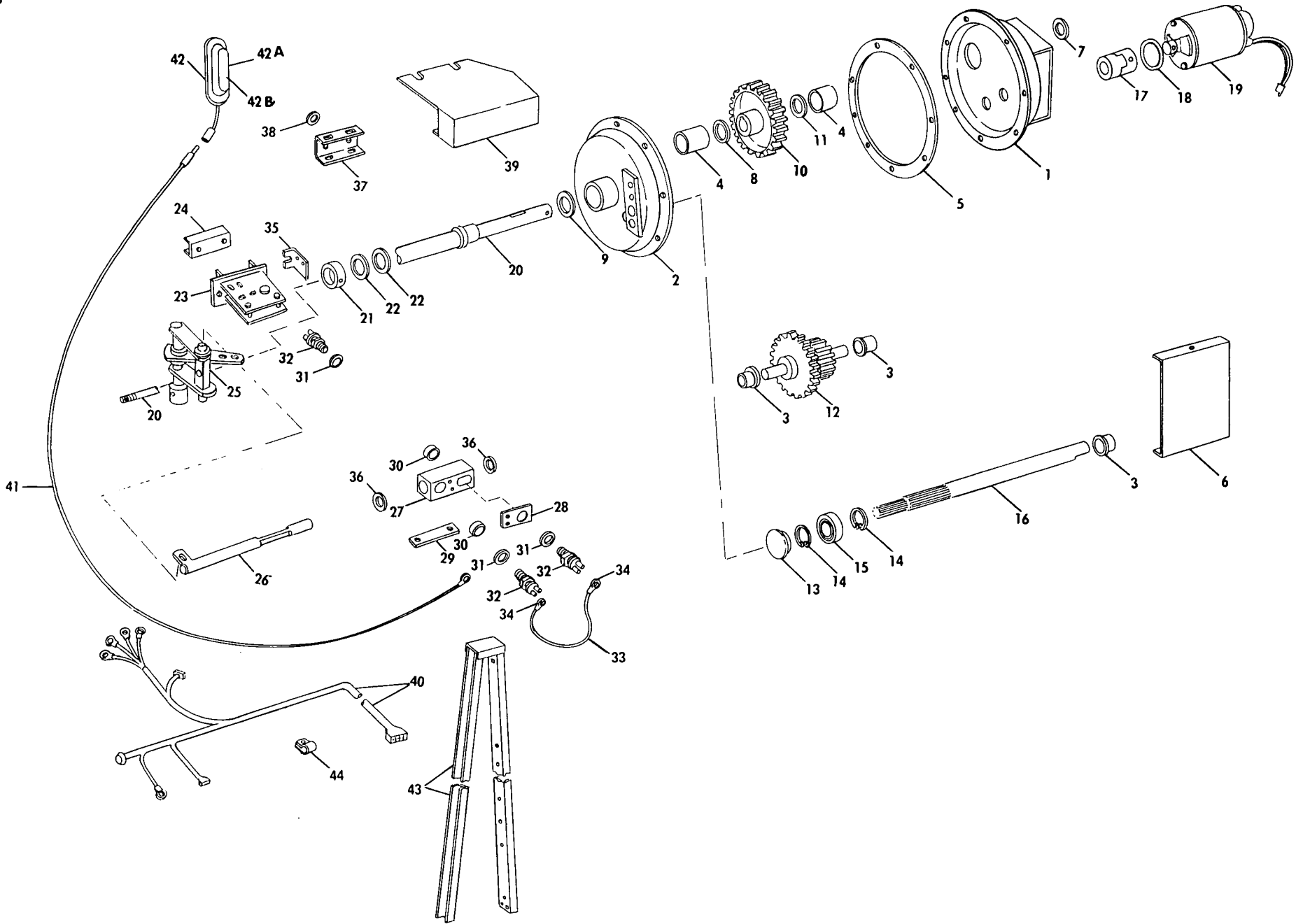


ELECTRIC CONTROLS  
SPOUT AND DEFLECTOR CONTROLS GROUP

Ref. No.	Part No.	No. Used	Description
1	165523	1	Motor Assembly 3 88573 Cap Screw, Hex Head, 1/4" x 3/4" 3 80702 Plain Washer, 1/4" 3 80682 Lockwasher, 1/4"
2	222771	1	Bracket Weld Assembly
3	222785	1	Spool Weld Assembly 2 88967 Set Screw, Hex Socket, 1/4" x 1/2" Cone Pont 2 87305 Hex Jam Nut, 1/4"
4	238657	1	Deflector Rope Assembly (Includes the following) 1 27084 Pig Ring 1 115680 Anchor Hook
5	136678	1	Bracket (Used only with Spout Extension) 1 88206 Cap Screw, Hex Head, 3/8" x 1" 1 80702 Plain Washer, 3/8" 1 80680 Lockwasher, 3/8" 1 84944 Hex Nut, 3/8"
6	136707	1	Bracket Weld Assembly 1 80718 Grease Fitting, 1/4"-28, 90° 2 87670 Cap Screw, Hex Head, 1/2" x 1 1/4" 2 80679 Lockwasher, 1/2" 2 84946 Hex Nut, 1/2"
7	136684	1	Nut 2 87414 Grease Fitting, 1/4"-28, Straight, Self-Tapping
8	36993	1	Drag Link Collar 1 84064 Groove Pin, 1/4" x 1 3/4", Type "A"
9	33261	2	Backup Washer
10	237219	1	Angle 2 88859 Cap Screw, Hex Head, 5/16" x 5/8" 2 80681 Lockwasher, 5/16"
11	237548	1	Shield 2 87667 Screw, Self-Tapping, Hex Head, 1/4" x 1/2" 2 80701 Plain Washer, 1/4" 2 80682 Lockwasher, 1/4"
12	237217	1	Screw, Weld Assembly, Spout Gearbox 1 88221 Groove Pin, 1/4" x 1", Type "E" 1 87397 Cotter Pin, 3/16" x 1"
13	87381	1	Plain Washer, 3/4"
14	45960	1	Washer, Special
15	26260	1	Washer, Special
16	224894	1	Gear, 72 Tooth 2 80810 Woodruff Key, 3/16" x 3/4", #9
17	29534	1	Washer, Special
18	238943	1	Gear Assembly
19	229101	1	Expansion Plug
20	49894	2	Snap Ring
21	228662	1	Ball Bearing
22	228519	1	Gear Shaft, 10 Tooth
23	228661	1	Flexible Coupling 2 Set Screw
24	241104	1	"O" Ring
25	224895	1	Motor Assembly
26	225181	1	Shield Weld Assembly (Includes 2 of Ref. #29 and 1 of Ref. #30)
27	225183	AR	Shim, 1/32" Thick
28	225180	1	Shield Weld Assembly (Includes 1 each of Refs. 29 and 30) 8 88165 Cap Screw, Hex Head, 1/4" x 5/8" 8 80682 Lockwasher, 1/4" 8 84942 Hex Nut, 1/4"
29	133246	3	Bushing
30	66812	2	Bushing

ELECTRIC CONTROLS  
REVERSING GEARBOX CONTROLS AND WIRING HARNESS GROUP

40





ELECTRIC CONTROLS  
REVERSING GEARBOX CONTROLS AND WIRING HARNESS GROUP

Ref. No.	Part No.	No. Used	Description
1	225181	1	Shield Weld Assembly (Includes 2 of Ref. #3 and 1 of Ref. #4)
2	225180	1	Shield Weld Assembly (Includes 1 each of Refs. 3 and 4) 8 88165 Cap Screw, Hex Head, 1/4" x 5/8" 8 80682 Lockwasher, 1/4" 8 84942 Hex Nut, 1/4"
3	133246	3	Bushing
4	66812	2	Bushing
5	225183	AR	Shim, 1/32" Thick
6	237548	1	Shield 2 87667 Screw, Self-Tapping, Hex Head, 1/4" x 1/2" 2 80701 Plain Washer, 1/4" 2 80682 Lockwasher, 1/4"
7	87381	1	Plain Washer, 3/4"
8	45960	1	Washer, Special
9	26260	1	Washer, Special
10	224894	1	Gear, 72 Tooth 1 80810 Woodruff Key, 3/16" x 3/4", #9
11	29534	1	Washer, Special
12	238943	1	Gear Assembly
13	229101	1	Expansion Plug
14	49894	2	Snap Ring
15	228662	1	Ball Bearing
16	228519	1	Gear Shaft, 10 Tooth
17	228661	1	Flexible Coupling 1 Set Screw
18	241104	1	"O" Ring
19	224895	1	Motor Assembly
20	237031	1	Screw Weld Assembly, Reversing Box 1 88221 Groove Pin, 1/4" x 1", Type "E" 1 87397 Cotter Pin, 3/16" x 1"
21	36993	1	Drag Link Collar 1 84064 Groove Pin, 1/4" x 1 3/4", Type "A"
22	33261	AR	Washer, Special
23	241809	1	Mounting Weld Assembly 1 87414 Lube Fitting, 1/4"-28, Straight, Self-Tapping 2 84921 Cap Screw, Hex Head, 1/2" x 6" 2 80679 Lockwasher, 1/2" 2 84942 Hex Nut, 1/2"
24	241817	1	Channel
25	241813	1	Shaft Weld Assembly 2 87415 Lube Fitting, 1/4"-28, 90°, Self-Tapping 1 80768 Woodruff Key, 1/4" x 1", #15 1 88274 Set Screw, Square Head, 3/8" x 1", Cone Point 1 80756 Cotter Pin, 1/8" x 3/4" 2 87670 Cap Screw, Hex Head, 1/2" x 1 1/4" 3 80700 Plain Washer, 1/2" 2 80679 Lockwasher, 1/2" 2 84946 Hex Nut, 1/2"
26	241819	1	Shaft Weld Assembly
27	241816	1	Switch Block 2 280122 Cap Screw, Hex Head, 1/4" x 7/8" 2 80701 Plain Washer, 1/4" 2 80682 Lockwasher, 1/4"
28	242280	1	Strip 2 88165 Cap Screw, 1/4" x 5/8" 2 80701 Plain Washer, 1/4" 2 80682 Lockwasher, 1/4"

AR - As Required

CONTINUE

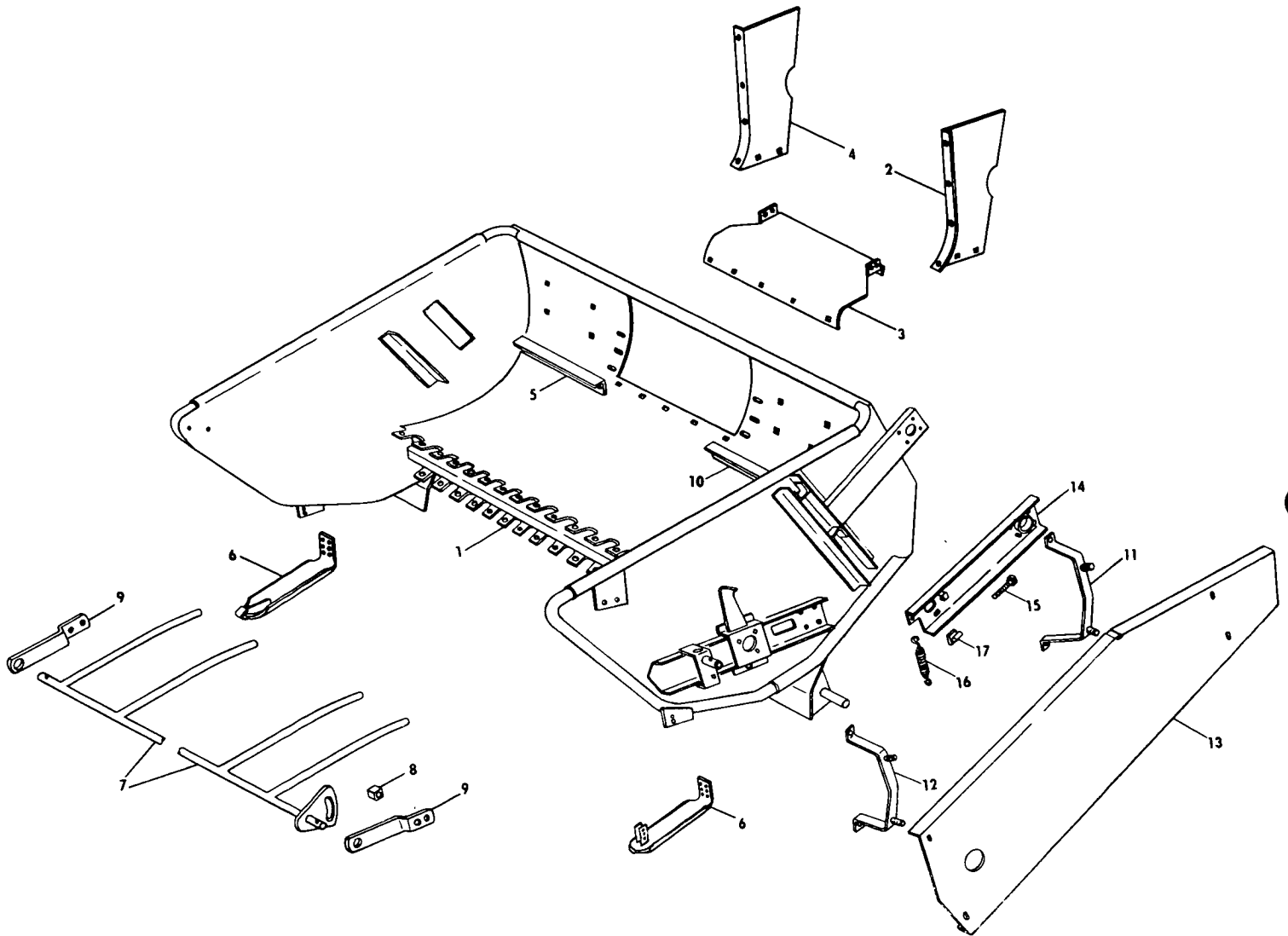
ELECTRIC CONTROLS  
REVERSING GEARBOX CONTROLS AND WIRING HARNESS GROUP (CONTINUED)

Ref. No.	Part No.	No. Used	Description
29	142863	1	Plate
30	213415	2	Washer
31	195903	AR	Shim .025
32	237296	3	Limit Switch
33	237299	1	Wire Assembly, 4 1/2" Long, #10 AWG, Black (Includes 2 of Ref. #34)
34	46432	2	Ring Terminal
35	241818	1	Angle 2 88859 Cap Screw, Hex Head, 5/16" x 5/8" 2 80681 Lockwasher, 5/16"
36	139733	2	Oil Seal
37	244081	1	Channel Weld Assembly 2 88543 Cap Screw, Hex Head, 5/16" x 1" 2 80681 Lockwasher, 5/16" 2 84943 Hex Nut, 5/16"
38	134858	1	Grommet
39	244082	1	Shield Weld Assembly 2 88543 Cap Screw, Hex Head, 5/16" x 1" 4 80664 Plain Washer, 5/16" 4 80681 Lockwasher, 5/16" 2 84943 Hex Nut, 5/16"
40	238095	1	Wiring Harness Assembly
41	237298	1	Wire Assembly 26" Long
42	188181	1	Tail Light (Includes Refs. 42A and 42B) 2 81746 Machine Screw, Truss Head, #10 x 3/4" 1 80707 Plain Washer, 3/16" 2 80684 Lockwasher, #10 2 87304 Hex Nut, #10
42A	214045	1	Bulb
42B	214046	1	Lens (Red)
43	241105	1	Support Weld Assembly
44	239859	7	Clamp, 3/4" Dia.
	237980	6	Clamp, 7/16" Dia.
	237911	2	Clamp, 3/16" Dia. AR 88573 Cap Screw, Hex Head, 1/4" x 3/4" AR 87000 Cap Screw, Hex Head, 5/16" x 3/4" AR 80682 Lockwasher, 1/4" AR 80681 Lockwasher, 5/16" AR 84942 Hex Nut, 1/4" AR 84943 Hex Nut, 5/16"

AR - As Required

NOTES

MODEL 880W PICK-UP  
 MAIN FRAME, GUIDES, SHOES, WINDGUARD AND GUARD GROUP



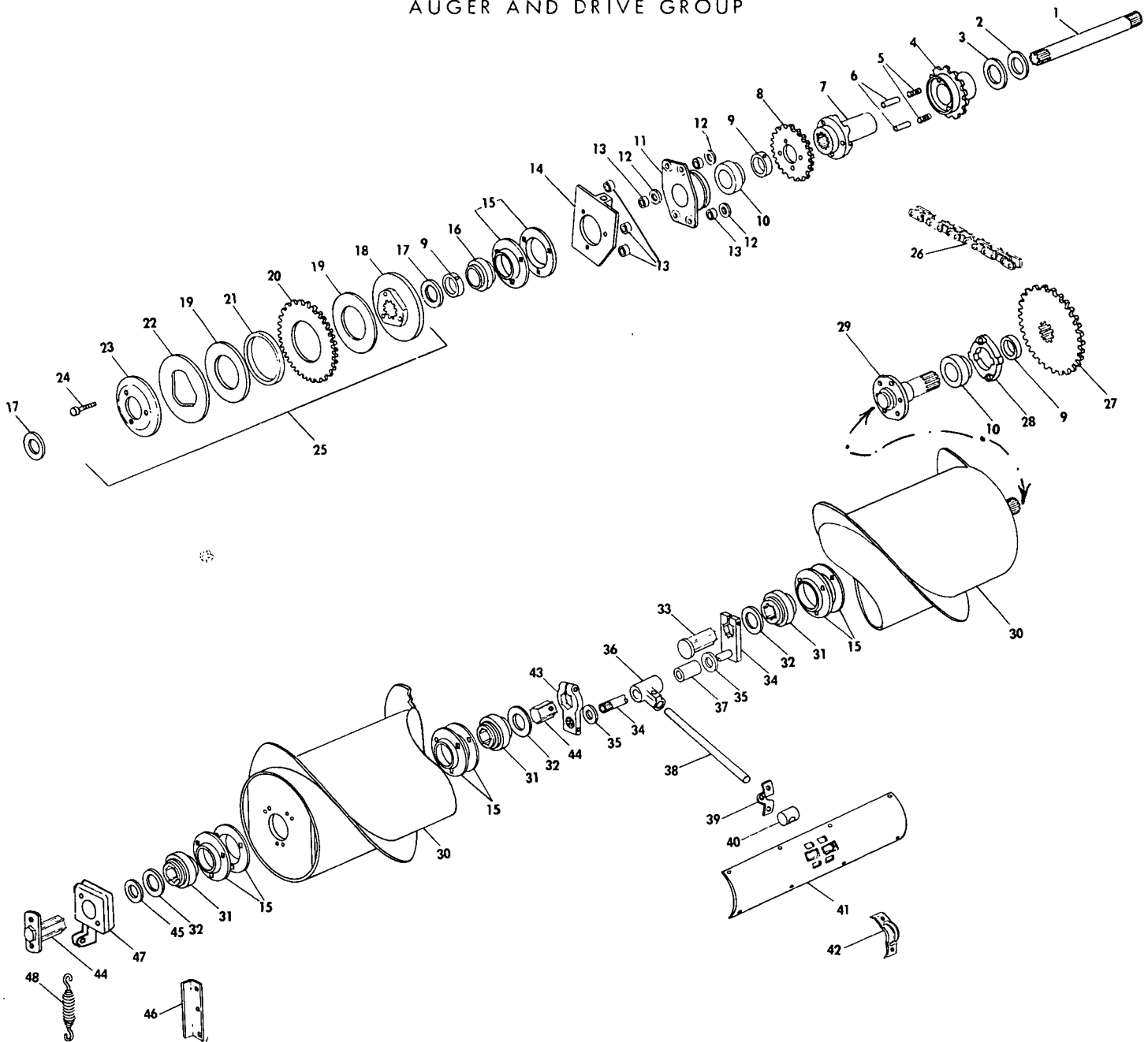
Ref. No.	Part No.	No. Used	Description
1	136550	1	Main Frame Weld Assembly
2	136544	1	Crop Guide, Left Hand
			2 88481 Carriage Bolt, 3/8" x 1"
			2 84826 Carriage Bolt, 5/16" x 3/4"
			2 84867 Carriage Bolt, 3/8" x 3/4"
			4 80702 Plain Washer, 3/8"
			4 80680 Lockwasher, 3/8"
			2 80681 Lockwasher, 5/16"
			4 84944 Hex Nut, 3/8"
			2 84943 Hex Nut, 5/16"
3	136543	1	Sheet
			5 84826 Carriage Bolt, 5/16" x 3/4"
			5 80681 Lockwasher, 5/16"
			5 84943 Hex Nut, 5/16"

CONTINUE

MODEL 880W PICK-UP  
 MAIN FRAME, GUIDES, SHOES, WINDGUARD AND GUARD GROUP (CONTINUED)

Ref. No.	Part No.	No. Used	Description
4	136545	1	Crop Guide, Right Hand 4 84867 Carriage Bolt, 3/8" x 3/4" 2 84826 Carriage Bolt, 5/16" x 3/4" 4 80702 Plain Washer, 3/8" 4 80680 Lockwasher, 3/8" 2 80681 Lockwasher, 5/16" 4 84944 Hex Nut, 3/8" 2 84943 Hex Nut, 5/16"
5	136549	1	Stripper 3 84867 Carriage Bolt, 3/8" x 3/4" 3 80680 Lockwasher, 3/8" 3 84944 Hex Nut, 3/8"
6	176372	2	Shoe Weld Assembly ---Replaces 136532 4 88206 Cap Screw, Hex Head, 3/8" x 1" 2 87113 Cap Screw, Hex Head, 1/2" x 2 1/2" 4 80680 Lockwasher, 3/8" 2 80679 Lockwasher, 1/2" 4 84944 Hex Nut, 3/8" 2 84946 Hex Nut, 1/2"
7	136533	1	Windguard Weld Assembly 2 80734 Cotter Pin, 1/4" x 1 3/4"
8	44612	2	Spacer 2 84870 Cap Screw, Hex Head, 3/8" x 1 1/4" 2 80680 Lockwasher, 3/8" 2 84944 Hex Nut, 3/8"
9	37744	2	Windguard Bracket 4 88206 Cap Screw, Hex Head, 3/8" x 1" 4 80680 Lockwasher, 3/8" 4 84944 Hex Nut, 3/8"
10	136537	1	Stripper 1 84867 Carriage Bolt, 3/8" x 3/4" 1 80680 Lockwasher, 3/8" 1 84944 Hex Nut, 3/8"
11	136522	1	Bracket Assembly 2 84867 Carriage Bolt, 3/8" x 3/4" 2 80702 Plain Washer, 3/8" 2 80680 Lockwasher, 3/8" 2 84944 Hex Nut, 3/8"
12	197339	1	Bracket Assembly ---Replaces 136523 2 84867 Carriage Bolt, 3/8" x 3/4" 2 80702 Plain Washer, 3/8" 2 80680 Lockwasher, 3/8" 2 84944 Hex Nut, 3/8"
13	136552	1	Chain Shield Weld Assembly 4 80702 Plain Washer, 3/8" 4 80840 Wing Nut, 3/8"
14	136536	1	Channel Weld Assembly 1 87414 Grease Fitting, 1/4"-28, Straight, Self-Tapping
15	66959	1	Hex Head Tap Bolt 1 84944 Hex Nut, 3/8"
16	136524	1	Extension Spring
17	216328	2	Bumper ---Replaces 138140

MODEL 880W PICK-UP  
AUGER AND DRIVE GROUP



Ref. No.	Part No.	No. Used	Description
1	136556	1	Shaft 2 80736 Cotter Pin, 3/16" x 1 3/4"
2	00675	AR	Space Washer, 2 1/4" O.D. x 1 17/64" I.D. x 16 Gauge Thick
3	26096	AR	Spacer Washer, 2 1/2" O.D. x 1 9/32" I.D. x 3/16" Thick
4	136530	1	Clutch Hub 1 87414 Grease Fitting, 1/4"-28, Straight, Self-Tapping
5	29840	2	Clutch Spring
6	29860	2	Clutch Pin
7	136529	1	Clutch Plate
8	136540	1	Sprocket, 18 Teeth 4 88011 Cap Screw, 3/8" x 1 1/4" Grade 5 4 80680 Lockwasher, 3/8"
9	38767	3	Collar w/Set Screw 3 80429 Set Screw, Hex Socket, Headless Cup Pt., 5/16" x 5/16"
10	38766	2	Bearing
46	AR - As Required		

CONTINUE

MODEL 880W PICK-UP  
AUGER AND DRIVE GROUP (CONTINUED)

Ref. No.	Part No.	No. Used	Description
11	136528	1	Bearing Housing 3 84844 Cap Screw, Hex Head, 3/8" x 1 1/2" 1 87702 Machine Screw, Flat Head, 3/8" x 1" 4 80680 Lockwasher, 3/8" 4 84944 Hex Nut, 3/8"
12	29962	3	Washer, 13/32" I.D. x 1 1/8" O.D. x 1/8" Thick
13	28384	6	Spacer
14	136548	1	Plate 1 87814 Tap Bolt, 3/8" x 2" 1 84944 Hex Nut, 3/8"
15	182937	8	Flangette 9 88206 Cap Screw, Hex Head, 3/8" x 1" 3 88632 Carriage Bolt, 3/8" x 1 1/2" 3 80702 Plain Washer, 3/8" 12 80680 Lockwasher, 3/8" 3 84944 Hex Nut, 3/8"
16	76836	1	Bearing
17	48360	AR	Washer, 1 9/16" I.D. x 1 1/4" O.D. x .060 Thick
18	136617	1	Clutch Hub
19	127434	2	Friction Disc
20	136618	1	Sprocket and Bushing #49686, 28 Tooth
21	49686	1	Bushing
22	49683	1	Clutch Plate
23	121092	2	Spring Washer
24	88616	3	Tap Bolt, Hex Head, 3/8" x 1 1/2", Grade 5
25	136539	1	Slip Clutch Assembly
26	136553	1	Drive Chain Assembly, #RC 60
	25808	AR	Roller Link, #RC 60
	25812	AR	Connecting Link, #RC 60
27	136546	1	Sprocket Weld Assembly 1 88412 Cap Screw, Hex Head, 3/8" x 2 1/4" 1 84040 Hex Locknut, 3/8"
28	136527	1	Bearing Housing 2 88783 Carriage Bolt, 1/2" x 1 1/2" 2 80679 Lockwasher, 1/2" 2 84946 Hex Nut, 1/2"
29	136559	1	Shaft Weld Assembly 6 87689 Cap Screw, Hex Head, 1/2" x 1 1/2" 6 80679 Lockwasher, 1/2"
30	136541	1	Auger Weld Assembly w/Shaft #136559
31	135241	3	Hex Bore Bearing
32	32364	3	Spacer
33	136538	1	Shaft Weld Assembly
34	136534	1	Shaft Weld Assembly 1 88412 Cap Screw, Hex Head, 3/8" x 2 1/4", Grade 5 1 80680 Lockwasher, 3/8" 1 84944 Hex Nut, 3/8"
35	25523	AR	Space Washer, 29/32" I.D. x 1 1/2" O.D. x 16 Gauge
36	136526	8	Finger Holder (Includes Ref. #37 Bushing) 8 80979 Set Screw, Square Head, Cup Point, 5/16" x 1" 8 84968 Jam Nut, 5/16"
37	128465	8	Bushing
38	136531	8	Finger
39	128467	8	Strap
40	128460	8	Bearing Block

AR - As Required

CONTINUE

MODEL 880W PICK-UP  
AUGER AND DRIVE GROUP (CONTINUED)

Ref. No.	Part No.	No. Used	Description
41	128446	1	Cover Weld Assembly 8 87000 Cap Screw, 5/16" x 3/4" 8 88592 Retainer Nut, 5/16"
42	136142	8	Strap 16 87000 Cap Screw, 5/16" x 3/4" 16 88592 Retaining Nut, 5/16"
43	136535	1	Block 1 88412 Cap Screw, 3/8" x 2 1/4", Grade 5 1 88428 Cap Screw, 3/8" x 1 3/4", Grade 5 2 80680 Lockwasher, 3/8" 2 84944 Nut, 3/8"
44	136547	1	Shaft Weld Assembly 1 87402 Cotter Pin, 1/4" x 1 1/4" 2 88206 Cap Screw, 3/8" x 1" 2 80680 Lockwasher, 3/8"
45	26558	AR	Washer, 1 5/32" I.D. x 1 3/4" O.D. x 16 Gauge Thick
46	121096	1	Guide 3 87639 Bolt, Round Head, Short Square Neck, 5/16" x 3/4" 3 80681 Lockwasher, 5/16" 3 84943 Nut, 5/16"
47	143787	1	Bearing Block Guide
48	43295	1	Spring

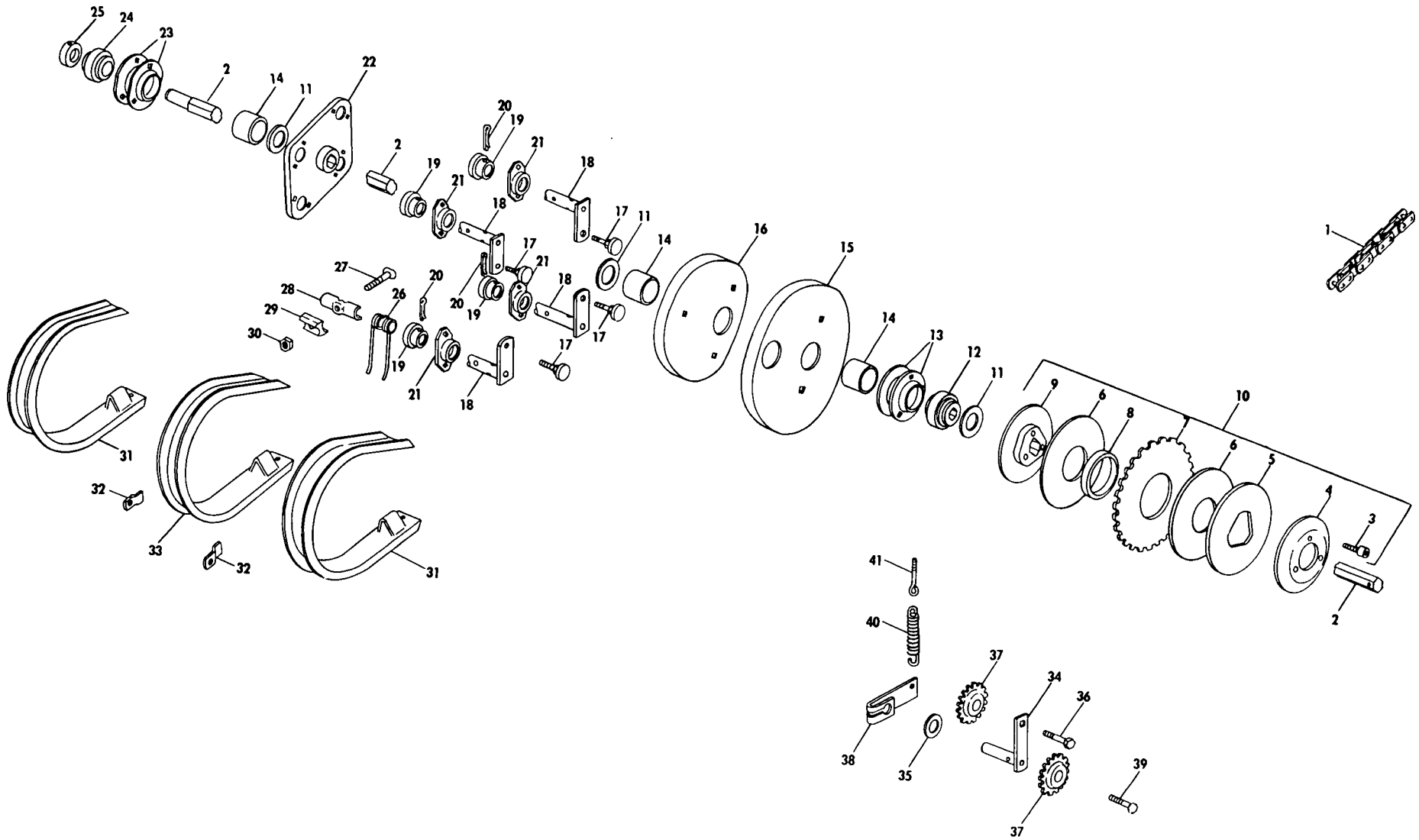
AR - As Required



NOTES

MODEL 880W PICK-UP  
PICK-UP AND PICK-UP DRIVE GROUP

50



MODEL 880W PICK-UP  
PICK-UP AND PICK-UP DRIVE GROUP

Ref. No.	Part No.	No. Used	Description
1	136551	1	Pick-Up Drive Chain #RC2050
	25810	AR	Roller Link #RC2050
	25193	AR	Connecting Link #RC2050
2	136557	1	Hex Shaft 1 80736 Cotter Pin, 3/16" x 1 3/4"
3	88616	3	Tap Bolt, Hex Head, 3/8" x 1 1/2" Grade 5
4	121092	1	Spring Washer
5	49683	1	Clutch Plate
6	127434	2	Friction Disc
7	136560	1	Sprocket w/Bushing #49686
8	49686	1	Bushing
9	121091	1	Clutch Hub
10	136542	1	Slip Clutch Assembly
11	130357	AR	Washer, 1 25/64" I.D. x 2 3/8" O.D. x 16 Gauge
12	121602	1	Hex Bearing
13	36403	2	Flangette 3 88481 Carriage Bolt, 3/8" x 1" 3 80680 Lockwasher, 3/8" 3 84944 Nut, 3/8"
14	137566	3	Spacer Split
15	136736	1	Cam Outer
16	136735	1	Cam Inner 3 87494 Carriage Bolt, 3/8" x 1 1/4"  2 80702 Plain Washer, 3/8" 3 80680 Lockwasher, 3/8" 3 84944 Nut, 3/8"
17	122697	4	Cam Follower 4 84236 Locknut, 1/2"
18	136554	4	Tooth Pipe Weld Assembly
19	54770	12	Bearing
20	136521	12	Hardened Cotter Pin
21	54695	12	Bearing Carrier 24 84867 Carriage Bolt, 3/8" x 3/4" 24 80680 Lockwasher, 3/8" 24 84944 Nut, 3/8"
22	136525	3	Disc Weld Assembly 6 80391 Set Screw, Square Head Cup Point, 3/8" x 3/4" 6 84969 Jam Nut, 3/8"
23	182937	2	Flangette 3 88481 Carriage Bolt, 3/8" x 1" 3 80680 Lockwasher, 3/8" 3 84944 Nut, 3/8"
24	45882	1	Bearing
25	45876	1	Locking Collar 1 80429 Set Screw, Hex Socket Headless Cup Point, 5/16" x 5/16"
26	131673	52	Pick-Up Finger
27	130891	52	Pick-Up Finger Bolt
28	134921	52	Pick-Up Tooth Bracket
29	136137	52	Pick-Up Tooth Spacer
30	87382	52	Locknut, 5/16"
31	127361	2	Outside Pick-Up Guard Weld Assembly 8 87346 Self-Tapping Screw, Hex Head, Type "B", 5/16" x 1/2"
32	40662	6	Pick-Up Guard Bracket 6 88503 Cap Screw, 1/4" x 1/2" 6 80682 Lockwasher, 1/4" 6 84942 Nut, 1/4"

AR - As Required

CONTINUED

MODEL 880W PICK-UP

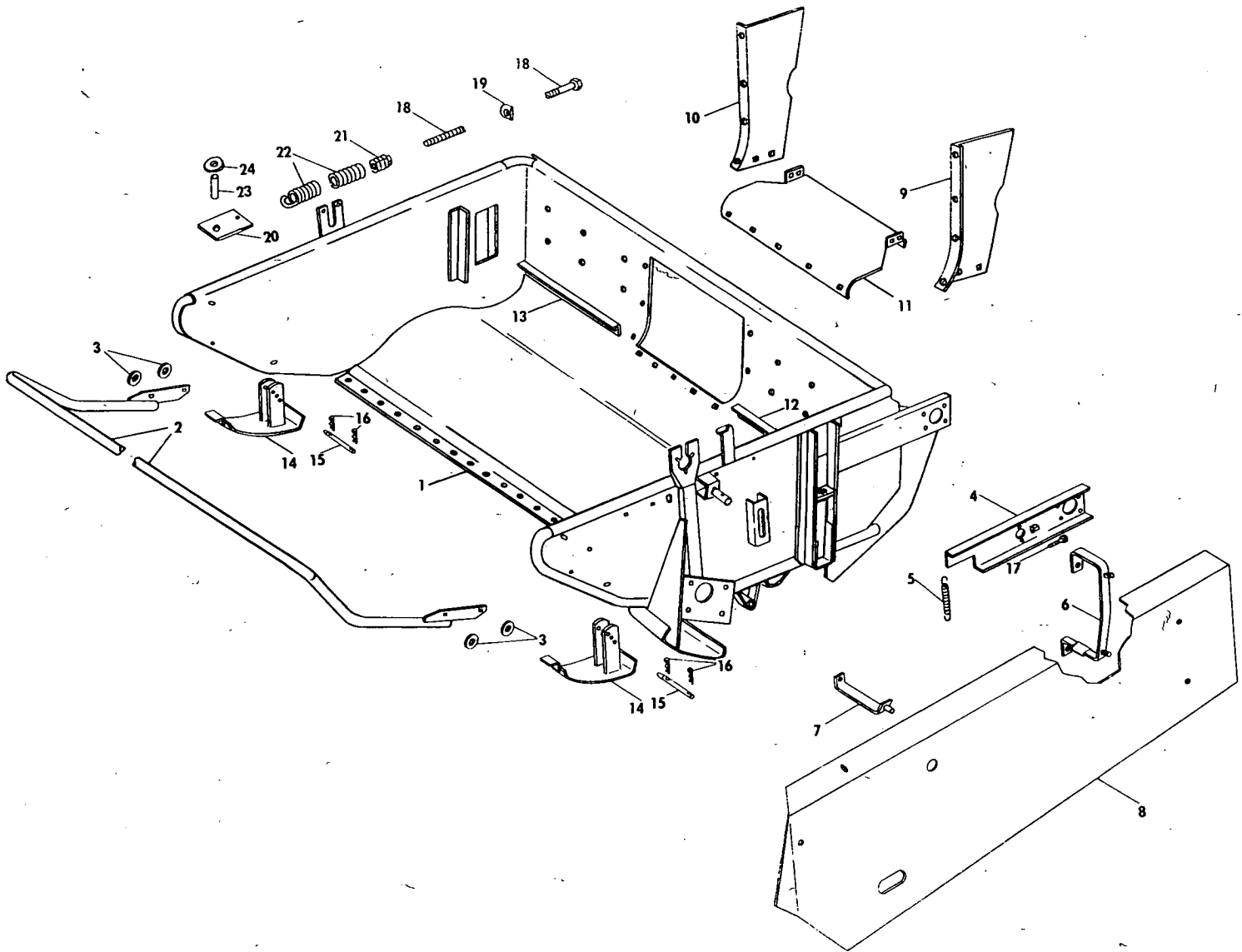
PICK-UP AND PICK-UP DRIVE GROUP (CONTINUED)

Ref. No.	Part No.	No. Used	Description
33	224178	25	Pick-Up Guard Inside ---Replaces 134522 100 87346 Self-Tapping Screw, Hex Head, Type "B", 5/16" x 1/2"
34	135787	1	Idler Arm Weld Assembly 1 87415 Grease Fitting, 1/4"-28, 90°, Self-Tapping
35	25523	1	Washer, 29/32" I.D. x 1 1/2" O.D. x .060 Thick
	34069	AR	Washer, 29/32" I.D. x 1 15/16" O.D. x .036 Thick
36	88083	1	Cap Screw, 1/2" x 2" 1 80679 Lockwasher, 1/2" 1 84946 Nut, 1/2"
37	103244	2	Sprocket Idler, 17 Tooth
38	65939	1	Clamp 1 87588 Bolt, Round Head, Short Square Neck, 3/8" x 2" 1 80702 Plain Washer, 3/8" 1 80680 Lockwasher, 3/8" 1 84944 Nut, 3/8"
39	84607	1	Carriage Bolt, 5/8" x 2 1/2" AR 80299 Plain Washer, 5/8" 1 84057 Lockwasher, 5/8" 1 84947 Nut, 5/8"
40	34490	1	Spring
41	46041	1	Eye Bolt 2 84944 Nut, 3/8"

AR - As Required

# MODEL 880S SICKLE BAR

## MAIN FRAME, GUIDES, SHOES, PUSH BAR AND GUARD GROUP



Ref. No.	Part No.	No. Used	Description
1	138410	1	Main Frame Weld Assembly
			1 87415 Grease Fitting, 1/4"-28, 90°, Self-Tapping
2	138398	1	Push Bar Weld Assembly
3	58225	4	Washer
			4 87686 Bolt, Round Head, Short Square Neck, 3/8" x 1"
			4 80680 Lockwasher, 3/8"
			4 84944 Nut, 3/8"
4	136536	1	Channel Weld Assembly
			1 87414 Grease Fitting, 1/4"-28, Straight, Self-Tapping
5	136524	1	Spring
6	138344	1	Bracket Weld Assembly
			2 84867 Carriage Bolt, 3/8" x 3/4"
			2 80680 Lockwasher, 3/8"
			2 84944 Nut, 3/8"
7	138339	1	Bracket Weld Assembly
			2 88206 Cap Screw, 3/8" x 1"
			2 80680 Lockwasher, 3/8"
8	138392	1	Guard Weld Assembly
			4 80702 Plain Washer, 3/8"
			4 80840 Wing Nut, 3/8"

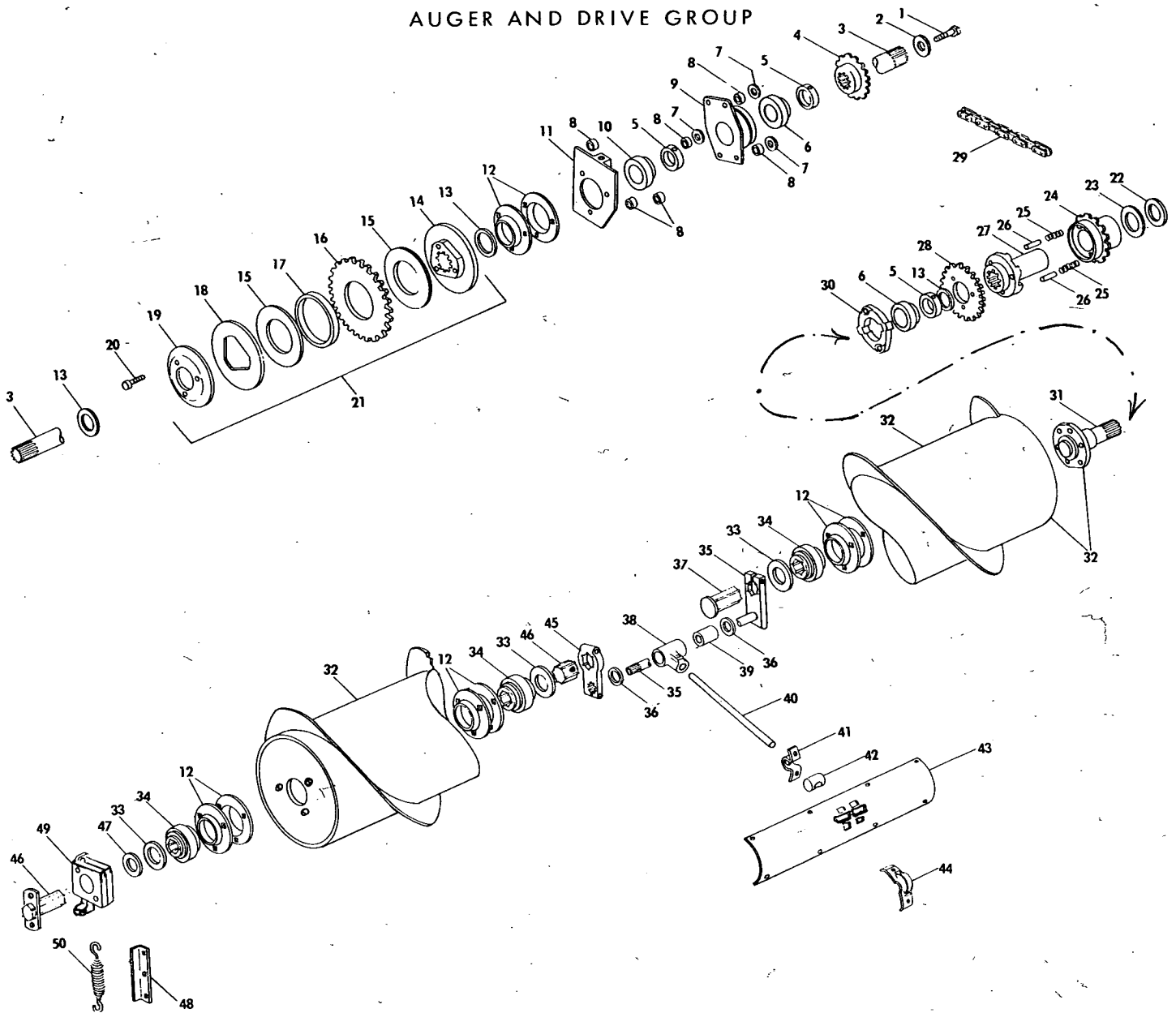
CONTINUE

MODEL 880S SICKLE BAR

MAIN FRAME, GUIDES, SHOES, PUSH BAR AND GUARD GROUP (CONTINUED)

Ref. No.	Part No.	No. Used	Description
9	136544	1	Crop Guide, L.H. 4 84867 Carriage Bolt, 3/8" x 3/4" 2 84826 Carriage Bolt, 5/16" x 3/4" 4 80702 Plain Washer, 3/8" 4 80680 Lockwasher, 3/8" 2 80681 Lockwasher, 5/16" 4 84944 Nut, 3/8" 2 84943 Nut, 5/16"
10	136545	1	Crop Guide, R.H. 2 88481 Carriage Bolt, 3/8" x 1" 2 84826 Carriage Bolt, 5/16" x 3/4" 2 84867 Carriage Bolt, 3/8" x 3/4" 4 80702 Plain Washer, 3/8" 4 80680 Lockwasher, 3/8" 2 80681 Lockwasher, 5/16" 4 84944 Nut, 3/8" 2 84943 Nut, 5/16"
11	136543	1	Sheet 5 84826 Carriage Bolt, 5/16" x 3/4" 5 80681 Lockwasher, 5/16" 5 84943 Nut, 5/16"
12	136537	1	Stripper 1 84867 Carriage Bolt, 3/8" x 3/4" 1 80680 Lockwasher, 3/8" 1 84944 Nut, 3/8"
13	136558	1	Stripper 4 84867 Carriage Bolt, 3/8" x 3/4" 4 80680 Lockwasher, 3/8" 4 84944 Nut, 3/8"
14	121663	2	Shoe Weld Assembly
15	121766	2	Pin
16	37851	4	Hair Pin Cotter
17	66959	1	Hex Tap Bolt 1 84944 Nut, 3/8"
18	217203	1	Special Bolt ---Replaces 36249
19	144251	1	Rocker
20	163315	1	Spring Anchor
21	121373	1	Spring Nut
22	144261	1	Spring
23	27150	1	Spacer
24	56867	1	Washer 1 88007 Cap Screw, 3/4" x 4 1/2", Grade 5 1 87340 Lockwasher, 3/4" 1 84948 Nut, 3/4"

MODEL 880S SICKLE BAR  
AUGER AND DRIVE GROUP



Ref. No.	Part No.	No. Used	Description
1	87909	1	Cap Screw, 1/2" x 1", Gr. 5 1 80679 Lockwasher, 1/2"
2	26312	1	Washer
3	138382	1	Shaft 1 80736 Cotter Pin, 3/16" x 1 3/4"
4	136778	1	Sprocket Weld Assembly
5	38767	3	Collar 3 80429 Set Screw, Hex Socket Headless Cup Pt., 5/16" x 5/16"
6	38766	2	Bearing
7	29962	3	Washer
8	28384	6	Spacer
9	136528	1	Bearing Housing 3 84844 Cap Screw, 3/8" x 1 1/2" 1 87702 Flat Head Machine Screw, 3/8" x 1" 4 80680 Lockwasher, 3/8" 4 84944 Nut, 3/8"
10	76836	1	Bearing

CONTINUE

MODEL 880S SICKLE BAR  
AUGER AND DRIVE GROUP (CONTINUED)

Ref. No.	Part No.	No. Used	Description
11	136548	1	Plate Weld Assembly 1 87814 Tap Bolt, Hex Head, 3/8" x 2" 1 84944 Hex Nut, 3/8"
12	182937	8	Flangette 9 88206 Cap Screw, Hex Head, 3/8" x 1" 3 88632 Carriage Bolt, 3/8" x 1 1/2" 3 80702 Plain Washer, 3/8" 12 80680 Lockwasher, 3/8" 3 84944 Hex Nut, 3/8"
13	48360	AR	Washer, 1 9/16" I.D. x 1 1/4" O.D. x 16 Gauge
14	136617	1	Clutch Hub
15	127434	2	Friction Disc
16	136618	1	Sprocket and Bushing #49686, 28 Tooth
17	49686	1	Bushing
18	49683	1	Clutch Plate
19	121092	2	Spring Washer
20	88616	3	Tap Bolt, Hex Head, 3/8" x 1 1/2", Grade 5
21	136539	1	Slip Clutch Assembly
22	00675	AR	Space Washer, 2 1/4" O.D. x 1 17/64" I.D. x 16 Gauge Thick
23	26096	1	Washer
24	136530	1	Clutch Hub 1 87414 Grease Fitting, 1/4"-28, Straight, Self-Tapping
25	29840	2	Clutch Spring
26	29860	2	Clutch Pin
27	136529	1	Clutch Plate
28	138368	1	Sprocket, 24 Teeth 4 88011 Cap Screw, Hex Head, 3/8" x 1 1/4", Grade 5 4 80680 Lockwasher, 3/8"
29	164936	1	Drive Chain Assembly #RC 60
	25808	AR	Roller Link, #RC 60
	25812	AR	Connecting Link, #RC 60
30	136527	1	Bearing Housing 2 87544 Bolt, Round Head, Short Square Neck, 1/2" x 1 1/2" 2 80679 Lockwasher, 1/2" 2 84946 Hex Nut, 1/2"
31	138378	1	Shaft Weld Assembly 1 80736 Cotter Pin, 3/16" x 1 3/4" 6 87689 Cap Screw, Hex Head, 1/2" x 1 1/2" 6 80679 Lockwasher, 1/2"
32	138401	1	Auger Weld Assembly w/Shaft #138378
33	32364	3	Spacer
34	135241	3	Hex Bearing
35	136534	1	Shaft Weld Assembly 1 88412 Cap Screw, Hex Head, 3/8" x 2 1/4", Grade 5 1 84040 Hex Locknut, 3/8"
36	25523	AR	Space Washer, 29/32" I.D. x 1 1/2" O.D. x 16 Gauge
37	136538	1	Shaft Weld Assembly
38	136526	8	Finger Holder Assembly w/Bushing #128465 8 80979 Set Screw, Square Head, Cup Point, 5/16" x 1" 8 84968 Jam Nut, 5/16"
39	128465	8	Bushing
40	136531	8	Finger
41	128467	8	Strap
42	128460	8	Bearing Block

AR - As Required

CONTINUE

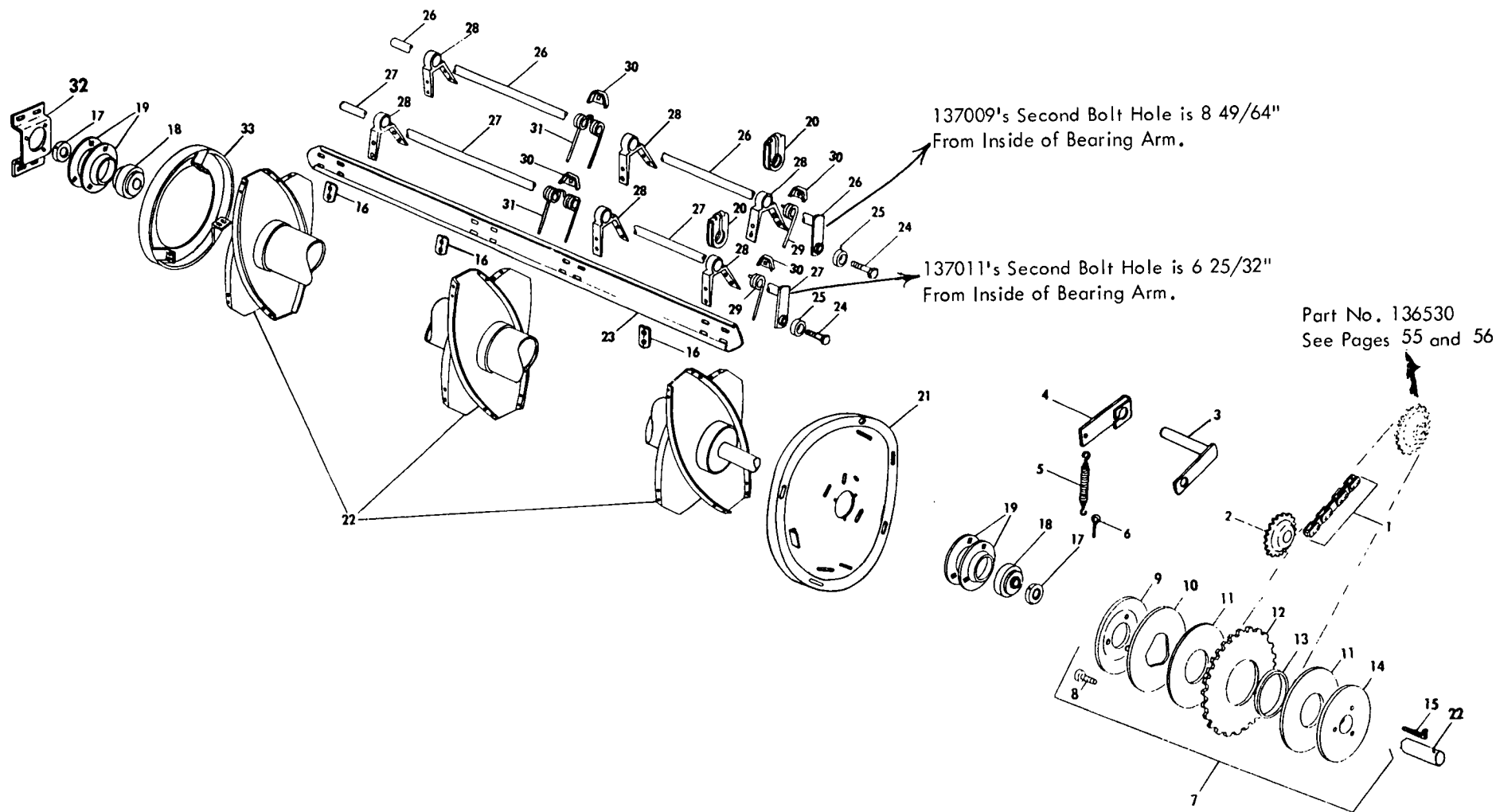


MODEL 880S SICKLE BAR  
AUGER AND DRIVE GROUP (CONTINUED)

Ref. No.	Part No.	No. Used	Description
43	128446	1	Cover Weld Assembly 8 87000 Cap Screw, 5/16" x 3/4" 8 88592 Retainer Nut, 5/16"
44	136142	8	Strap 16 87000 Cap Screw, 5/16" x 3/4" 16 88592 Retainer Nut, 5/16"
45	136535	1	Block 1 88428 Cap Screw, 3/8" x 1 3/4", Grade 5 1 88412 Cap Screw, 3/8" x 2 1/4", Grade 5 1 80680 Lockwasher, 3/8" 1 84944 Nut, 3/8" 1 84040 Locknut, 3/8"
46	138366	1	Shaft Weld Assembly 1 80736 Cotter Pin, 3/16" x 1 3/4" 2 88206 Cap Screw, 3/8" x 1" 2 80680 Lockwasher, 3/8"
47	26558	AR	Washer, 1 5/32" I.D. x 1 3/4" O.D. x 16 Gauge Thick
48	121689	1	Bearing Guide 2 87000 Cap Screw, 5/16" x 3/4" 2 80681 Lockwasher, 5/16" 2 84943 Nut, 5/16"
49	143787	1	Bearing Block Guide
50	43295	1	Spring

AR - As Required

8808 SICKLE BAR  
REEL AND DRIVE GROUP



## 880S SICKLE BAR

## REEL AND DRIVE GROUP

Ref. No.	Part No.	No. Used	Description
1	65018	1	Drive Chain Assembly, RC 2050
	25810	AR	Roller Link, RC2050
	25193	AR	Connector Link, RC2050
2	103244	1	Sprocket Idler, 17 Tooth
			1 84250 Carriage Bolt, 1/2" x 2"
			AR 81541 Plain Washer, 1/2"
			1 80679 Lockwasher, 1/2"
			1 84946 Nut, 1/2"
3	135787	1	Idler Arm Weld Assembly
			1 87415 Grease Fitting, 1/4"-28, 90°, Self-Tapping
4	65939	1	Clamp
			1 84588 Carriage Bolt, 3/8" x 2"
			1 80702 Plain Washer, 3/8"
			1 80680 Lockwasher, 3/8"
			1 84944 Nut, 3/8"
5	34490	1	Spring
6	46041	1	Eye Bolt
			2 84944 Nut, 3/8"
7	143680	1	Slip Clutch Assembly
8	88616	3	Tap Bolt, 3/8" x 1 1/2", Grade 5
9	121092	1	Spring Washer
10	49683	1	Clutch Plate
11	127434	2	Friction Disc
12	136560	1	Sprocket w/Bushing #49686, 24 Tooth
	138340	1	Sprocket w/Bushing #49686, 19 Tooth
	138393	1	Sprocket w/Bushing #49686, 30 Tooth
13	49686	1	Bushing
14	143679	1	Clutch Hub
15	606162	1	Gib Key
16	137710	12	Reinforcement
			24 87513 Bolt, Round Head Short Square Neck, 5/16" x 1 1/4"
			24 80681 Lockwasher, 5/16"
			24 84943 Nut, 5/16"
17	47067	2	Collar
18	47066	2	Bearing
19	138820	4	Bearing Flanges
			3 88206 Cap Screw, 3/8" x 1"
			3 88481 Carriage Bolt, 3/8" x 1"
			2 80702 Plain Washer, 3/8"
			6 80680 Lockwasher, 3/8"
			5 84944 Nut, 3/8"
20	135874	4	Clamp
			4 88346 Cap Screw, 5/16" x 2 1/2"
			4 87362 Plain Washer, 5/16"
			4 80681 Lockwasher, 5/16"
			4 84943 Nut, 5/16"
21	189494	1	Cam Track Weld Assembly
			3 87672 Round Head Short Square Neck Bolt, 1/2" x 1"
			2 87596 Round Head, Short Square Neck Bolt, 3/8" x 3/4"
			1 87283 Cap Screw, 1/2" x 3/4"
			3 80700 Plain Washer, 1/2"
			2 80702 Plain Washer, 3/8"
			3 80679 Lockwasher, 1/2"
			2 80680 Lockwasher, 3/8"
			3 84946 Nut, 1/2"
			2 84944 Nut, 3/8"
22	189608	1	Reel Weld Assembly

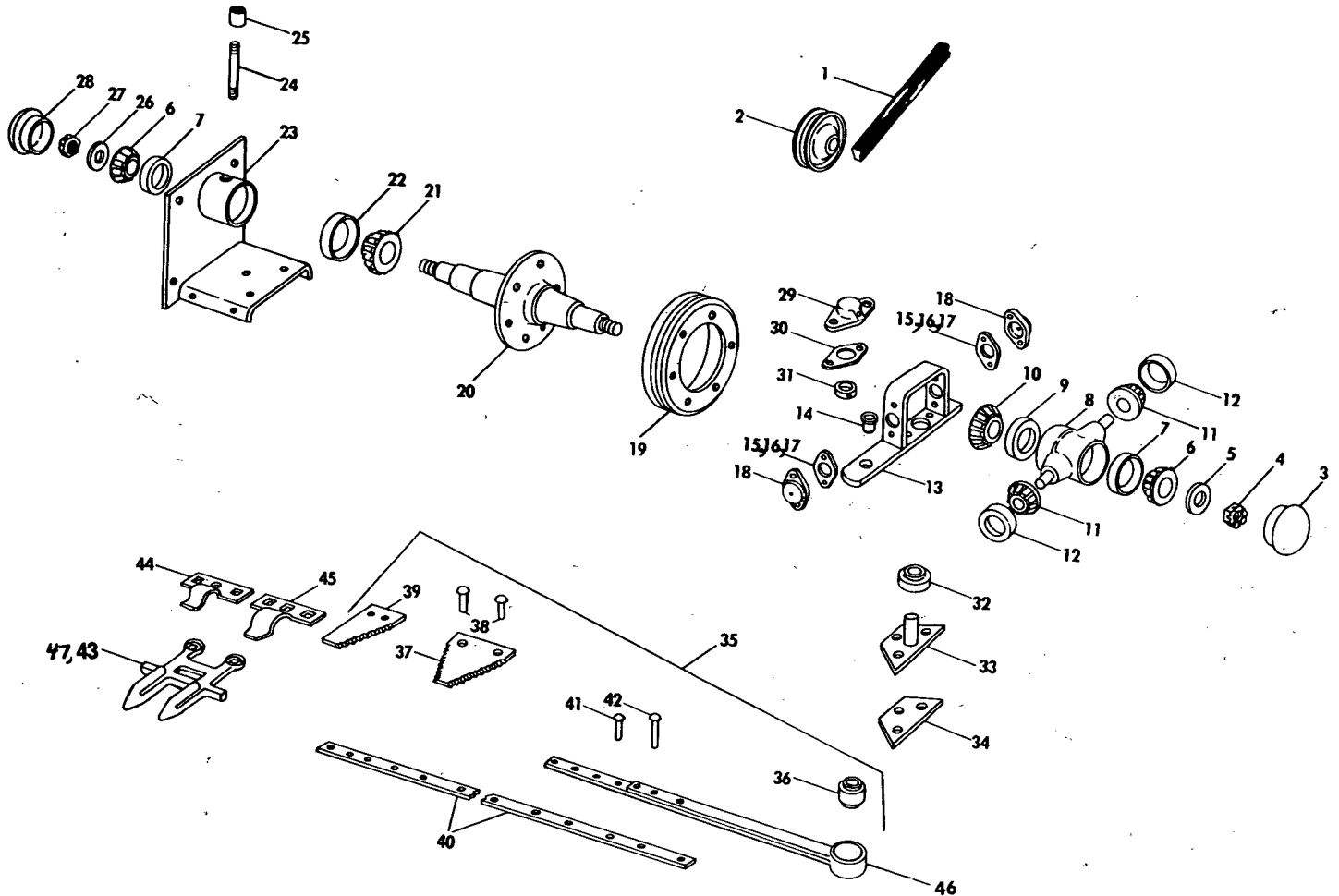
CONTINUE

880S SICKLE BAR

REEL AND DRIVE GROUP (CONTINUED)

Ref. No.	Part No.	No. Used	Description
23	226581	4	Bat ---Replaces 137019
24	121831	4	Special Bolt 4 84057 Lockwasher, 5/8" 4 87262 Nut, 5/8" (N.F.)
25	165484	4	Roller
26	137009	2	Tine Bar Weld Assembly
27	137011	2	Tine Bar Weld Assembly
28	135900	12	Bearing 12 87415 Grease Fitting, 1/4"-28, 90°, Self-Tapping 24 87096 Cap Screw, 5/16" x 1" 8 87362 Plain Washer, 5/16" 24 84943 Nut, 5/16" 24 80681 Lockwasher, 5/16"
29	127820	4	Reel Tine, Left
30	76518	40	Tine Clip 40 88135 Carriage Bolt, 5/16" x 2" 40 84943 Nut, 5/16"
31	76517	36	Reel Tine
32	121826	1	Bearing Support 4 87545 Carriage Bolt, 1/2" x 1" 4 80679 Lockwasher, 1/2" 4 84946 Nut, 1/2"
33	238706	1	Ring Weld Assembly ---Replaces 144296

MODEL 880S SICKLE BAR  
WOBBLE DRIVE AND KNIFE GROUP



Ref. No.	Part No.	No. Used	Description
1	63804	1	"V" Belt
2	127645	1	Idler Pulley Bearing Assembly 1 88026 Bolt, Rnd. Hd., Sht. Sq. Neck, 1/2" x 2 1/2" AR 80700 Plain Washer, 1/2" 1 80679 Lockwasher, 1/2" 1 84946 Nut, 1/2"
3	56868	1	Hub Cap
4	84996	1	Slotted Nut, 3/4" (N.F.)
5	32362	1	Washer
6	36726	2	Bearing Cone
7	36723	2	Bearing Cup
8	130682	1	Hub w/Bearing Cups 67526 and 36723
9	67526	1	Bearing Cup
10	67527	1	Bearing Cone
11	67372	2	Bearing Cone w/Seal
12	36725	2	Bearing Cup
13	134144	1	Yoke Weld Assembly w/Bushing 127637
14	127637	1	Bushing
15	126106	AR	Shim, .020 Thick
16	67375	AR	Shim, .005 Thick
17	126105	AR	Shim, .007 Thick

AR - As Required

CONTINUE

## 880S SICKLE BAR

## WOBBLE DRIVE AND KNIFE GROUP (CONTINUED)

Ref. No.	Part No.	No. Used	Description
18	130683	2	Cap 2 87415 Grease Fitting, 1/4"-28, 90°, Self-Tapping 4 84870 Cap Screw, 3/8" x 1 1/4" 4 80680 Lockwasher, 3/8"
19	134146	1	Sheave 6 87927 Cap Screw, Flat Head, Hex Socket, 3/8" x 3/4" (N.F.)
20	222114	1	Wobble Joint Spindle ---Replaces 134225 2 80740 Cotter Pin, 1/8" x 1 1/2"
21	44419	1	Bearing Cone
22	44676	1	Bearing Cup
23	165325	1	Bearing Support w/Bearing Cups #44676 and #36723 4 87608 Cap Screw, 5/8" x 2", Gr. 5. 2 87689 Cap Screw, 1/2" x 1 1/2" 4 84057 Lockwasher, 5/8" 2 80679 Lockwasher, 1/2" 4 84947 Nut, 5/8" 2 84946 Nut, 1/2"
24	124160	1	Grease Line
25	91932	1	Pipe Coupling, 1/8" 1 80717 Grease Fitting, 1/8" P.T., 45°
26	56867	1	Washer, 49/64" I.D. x 1 7/8" O.D. x 16 Gauge Thick
27	116311	1	Special Slotted Hex Nut, 3/4" (N.F.)
28	28702	1	Grease Cap
29	134485	1	Bearing Cap 1 87414 Grease Fitting, 1/4"-28, Straight, Self-Tapping 2 88206 Cap Screw, 3/8" x 1" 2 80680 Lockwasher, 3/8"
30	134486	1	Gasket
31	38260	1	Collar
32	134130	1	Bearing
33	134142	1	Pivot Arm Support Weld Assembly 3 87670 Cap Screw, 1/2" x 1 1/4" 3 80679 Lockwasher, 1/2"
34	134139	1	Pivot Pin Spacer
35	138347	1	Knife Assembly (Includes Ref. No. 36 thru 42 and 46) 1 88185 Cap Screw, 1/2" x 3" (NF) 1 80679 Lockwasher, 1/2" 1 84952 Nut, 1/2" (NF)
36	134182	1	Rubber Bushing
37	29875	29	Knife Section
38	46436	53	Round Head Section Rivet, #5 1/2 x 9/16"
39	187216	1	Half Section
40	138349	1	Knife Back
41	65474	4	Round Head Section Rivet, #5 1/2 x 15/16"
42	130436	3	Round Head Section Rivet, #5 1/2 x 1 1/4"
43	65327	15	Sickle Guard 16 606656 Carriage Bolt, 7/16" x 1 1/4", Grade 5 16 84945 Nut, 7/16"
44	67357	6	Low Knife Clip 12 506657 Carriage Bolt, 7/16" x 1 1/2", Grade 5 12 84945 Nut, 7/16"
45	67358	1	High Knife Clip 2 606657 Carriage Bolt, 7/16" x 1 1/2", Grade 5 2 84945 Nut, 7/16"
46	138348	1	Sickle Head Weld Assembly
47	*132146	15	Shear Guard Assembly (Includes Ref. #48) 16 606656 Carriage Bolt, 7/16" x 1 1/4", Grade 5 16 84945 Hex Nut, 7/16"

CONTINUE

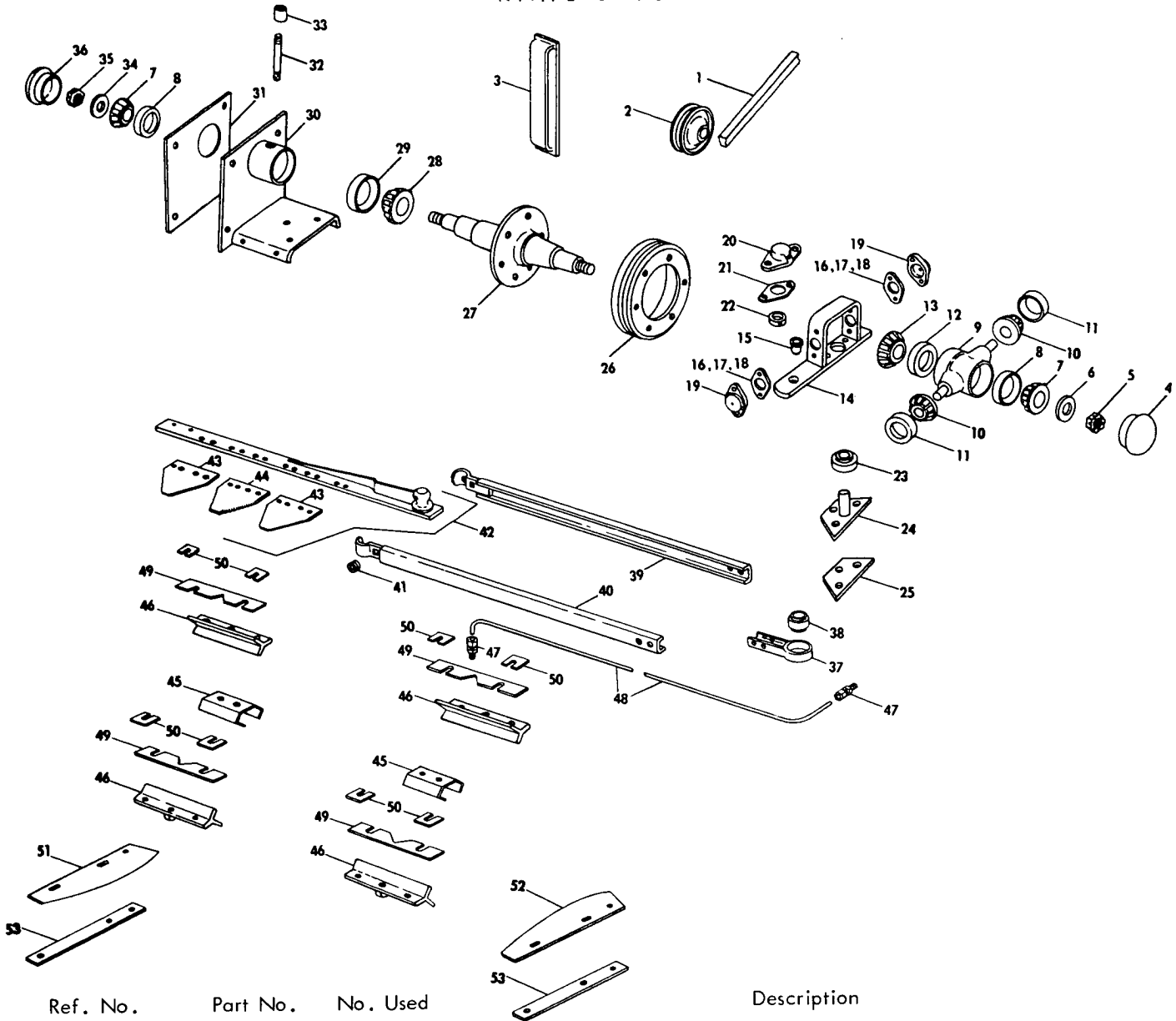
MODEL 880S SICKLE BAR  
WOBBLE DRIVE AND KNIFE GROUP (CONTINUED)

Ref. No.	Part No.	No. Used	Description
48	132120	30	Shear Plate 30 84864 Rivet, Countersunk Head, #5, 1/2" x 7/8"

\*Ref. #47 Part No. 132146, Shear Guard Assembly is an optional item to be used in lieu of Ref. #43 when plugging occurs in extremely thick crops with dead or wet undergrowth. Additional holddown clips should be installed when using 132146 Shear Guards.

MODEL 880R ROW CROP

KNIFE GROUP



Ref. No.	Part No.	No. Used	Description
1	163152	1	"V" Belt
2	76288	1	Idler Assembly
			1 87708 Cap Screw, 5/8" x 5"
			5 80299 Plain Washer, 5/8"
			1 84057 Lockwasher, 5/8"
			1 84947 Nut, 5/8"
3	138729	1	Adjustment Arm Weld Assembly
			1 88285 Carriage Bolt, 5/8" x 3 1/2"
			1 84057 Lockwasher, 5/8"
			1 84947 Nut, 5/8"
4	56868	1	Hub Cap
5	84996	1	Slotted Nut, 3/4" (N.F.)
6	32362	1	Washer
7	36726	2	Bearing Cone
8	36723	2	Bearing Cup
9	130682	1	Hub w/Bearing Cups
10	67372	2	Bearing Cone and Seal
11	36725	2	Bearing Cup
12	67526	1	Bearing Cup
13	67527	1	Bearing Cone

CONTINUE



MODEL 880R ROW CROP  
KNIFE GROUP (CONTINUED)

Ref. No.	Part No.	No. Used	Description
14	134144	1	Yoke Weld Assembly w/Bushing #127637
15	127637	1	Bushing
16	126106	AR	Shim, .020 Thick
17	67375	AR	Shim, .005 Thick
18	126105	AR	Shim, .007 Thick
19	130683	2	Cap
			2 87415 Grease Fitting, 1/4"-28, 90°, Self-Tapping
			4 84870 Cap Screw, 3/8" x 1 1/4"
			4 80680 Lockwasher, 3/8"
20	134485	1	Bearing Cap
			1 87414 Grease Fitting, 1/4"-28, Straight, Self-Tapping
			2 88206 Cap Screw, 3/8" x 1"
			2 80680 Lockwasher, 3/8"
21	134486	1	Gasket
22	38260	1	Coller
23	134130	1	Bearing
24	134142	1	Pivot Arm Support Weld Assembly
			3 87670 Cap Screw, 1/2" x 1 1/4"
			3 80679 Lockwasher, 1/2"
25	134139	1	Pivot Pin Spacer
26	134146	1	Sheave
			6 87927 Cap Screw, Flat Head, Hex Socket, 3/8" x 3/4" (N.F.)
27	222114	1	Wobble Joint Spindle ---Replaces 134225
			2 87395 Cotter Pin, 1/8" x 1 1/4"
28	44419	1	Bearing Cone
29	44676	1	Bearing Cup
30	165325	1	Bearing Support w/Bearing Cups #44676 and #36723
			4 87608 Cap Screw, 5/8" x 2"
			4 80299 Plain Washer, 5/8"
			4 84057 Lockwasher, 5/8"
			4 84947 Nut, 5/8"
31	138714	1	Shim
32	124160	1	Grease Line
33	91932	1	Pipe Coupling, 1/8"
			1 80717 Grease Fitting, 1/8" P.T., 45°
34	56867	1	Washer
35	116311	1	Special Hex Nut
36	28702	1	Hub Cap
37	143320	1	Channel Support Assembly w/Rubber Bushing #134182
			1 88185 Cap Screw, 1/2" x 3", Grade 5 (N.F.)
			2 87364 Plain Washer, 1/2"
			1 80679 Lockwasher, 1/2"
			1 84952 Nut, 1/2"
38	134182	1	Rubber Bushing
39	139737	1	Connector Weld Assembly, R.H.
			2 87165 Cap Screw, 3/8" x 2 1/2"
			2 80702 Plain Washer, 3/8"
			2 80680 Lockwasher, 3/8"
			2 84944 Nut, 3/8"
40	139636	1	Connector Weld Assembly, L.H.
			1 87415 Grease Fitting, 1/4"-28, 90°, Self-Tapping
41	47747	1	Spring
			1 88847 Carriage Bolt, 3/8" x 2 3/4"
			1 80702 Plain Washer, 3/8"
			1 84040 Locknut, 3/8"
42	143364	1	Knife Rivet Weld Assembly

AR - As Required

CONTINUE

MODEL 880R ROW CROP  
KNIFE GROUP (CONTINUED)

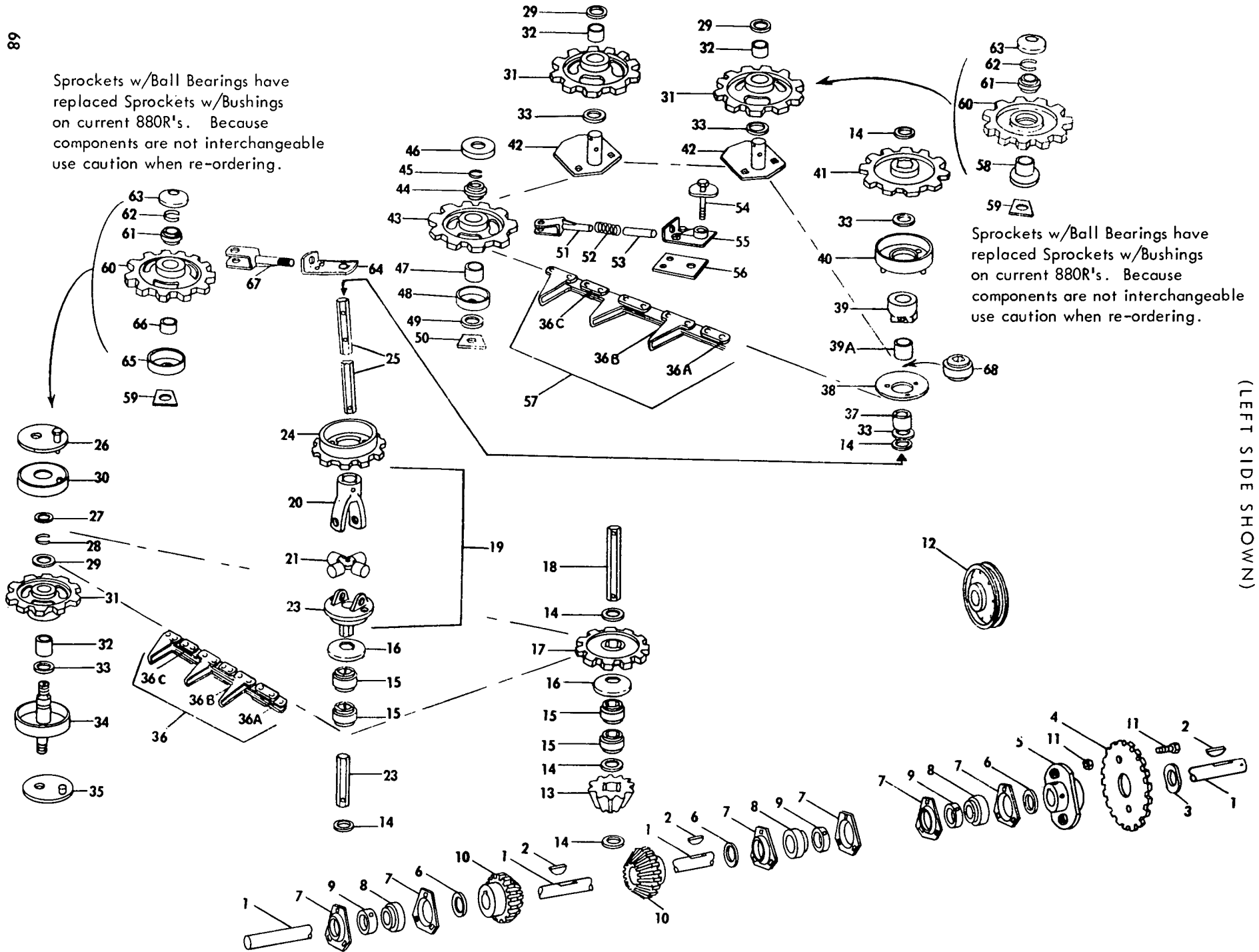
Ref. No.	Part No.	No. Used	Description
43	138737	2	Blank Knife Section 8 87393 Countersunk Flat Head Rivet, 1/4" x 3/4"
44	138736	1	Sickle Knife Section 4 87393 Countersunk Flat Head Rivet, 1/4" x 3/4"
45	122902	2	Knife Slide 4 87508 Cap Screw, 5/16" x 5/8" 4 80681 Lockwasher, 5/16"
46	122903	4	Knife Guide 8 88632 Carriage Bolt, 3/8" x 1 1/4", Grade 5 8 80680 Lockwasher, 3/8" 8 84944 Nut, 3/8" 3 80711 Grease Fitting, 1/8", 67 1/2°
47	37581	2	Outer Tube Connector
48	122952	1	Grease Line 1 80702 Plain Washer, 3/8" 1 84303 Grease Fitting, 1/8" P.T., Straight (Female)
49	128654	AR	Shim, .015 Thick
	128653	AR	Shim, .030 Thick
50	122889	AR	Shim, .015 Thick
	122888	AR	Shim, .030 Thick
51	39826	1	Side Knife, R.H.
52	39827	1	Side Knife, L.H.
53	136936	AR	Shim, .015 Thick
	43663	AR	Shim, .036 Thick
	43662	AR	Shim, .060 Thick
			4 88011 Cap Screw, 3/8" x 1 1/4"
			2 81734 Machine Screw, Flat Head, 1/4" x 1"
			8 80702 Plain Washer, 3/8"
			2 87361 Plain Washer, 1/4"
			4 80680 Lockwasher, 3/8"
			2 80682 Lockwasher, 1/4"
			4 84944 Nut, 3/8"
			2 84942 Nut, 1/4"

AR - As Required

NOTES

Sprockets w/Ball Bearings have replaced Sprockets w/Bushings on current 880R's. Because components are not interchangeable use caution when re-ordering.

Sprockets w/Ball Bearings have replaced Sprockets w/Bushings on current 880R's. Because components are not interchangeable use caution when re-ordering.



MODEL 880R 1 ROW ROW CROP  
MAIN DRIVE SHAFT AND GATHERING CHAIN GROUP  
(LEFT SIDE SHOWN)

MODEL 880 R 1 ROW ROW CROP  
 MAIN DRIVE SHAFT AND GATHERING CHAIN GROUP  
 (LEFT SIDE SHOWN)

Ref. No.	Part No.	No. Used	Description
1	139558	1	Main Cross Shaft 1 80812 Cotter Pin, 3/16" x 2"
2	87123	3	Woodruff Key #28, 5/16" x 2 1/8"
3	137565	2	Retainer
4	137485	1	Sprocket Weld Assembly, 20T
	137486	1	Sprocket Weld Assembly, 24T
	137489	1	Sprocket Weld Assembly, 28T
5	137592	1	Hub Weld Assembly 2 80435 Set Screw, Hex Socket, Cup Point, 3/8" x 3/4" 2 84969 Jam Nut, 3/8"
6	32455	AR	Washer, 1 9/32" I.D. x 1 3/4" O.D. x .060"
7	43048	6	Bearing Flange 9 88481 Carriage Bolt, 3/8" x 1" 9 80680 Lockwasher, 3/8" 9 84944 Nut, 3/8"
8	38766	3	Bearing
9	38767	3	Collar 3 80429 Set Screw, 5/16" x 5/16"
10	40912	2	Bevel Pinion, Horizontal 4 80435 Set Screw, Hex Socket Cup Point, 3/8" x 3/4" 4 84969 Jam Nut, 3/8"
11	58118	2	Shear Bolt w/Nut
12	35469	1	Chain Idler Assembly 1 87339 Cap Screw, 1/2" x 3" AR 80700 Plain Washer, 1/2" 1 80679 Lockwasher, 1/2" 1 84946 Nut, 1/2"
13	122899	2	Bevel Pinion, Vertical
14	26130	AR	Washer, 1 1/64" I.D. x 1 3/8" O.D. x .060"
15	49436	8	Ball Bearing Hex Bore
16	139657	4	Shield Washer
17	122950	2	Sprocket, 11T
18	52581	2	Hex Shaft, 6 19/32" Long 4 80740 Cotter Pin, 1/8" x 1 1/2"
19	138744	2	Universal Joint Assembly 2 87343 Grooved Pin, Type "A", 1/4" x 1 3/4" 2 80740 Cotter Pin, 1/8" x 1 1/2"
20	50836	2	Yoke
21	139842	2	Spider and Bearing Assembly
22	95680	2	Spider and Bearing Service Kit
23	138750	2	Yoke and Hex Shaft Assembly
24	122953	2	Sprocket, 11 Tooth w/Shield Weld Assembly 2 88659 Cap Screw, 3/8" x 3/4", Grade 8 (Peen after Assembly)
25	122941	2	Hex Shaft, 15 3/32" Long 4 80740 Cotter Pin, 1/8" x 1 1/2"
26	**52505	2	Bracket Weld Assembly
27	**27697	2	Special Washer, 21/32" I.D. x 1 1/16" O.D.
28	**42973	2	Retaining Ring
29	**26129	AR	Washer, 1 1/64" I.D. x 1 9/16" O.D. x .036"
30	**122744	2	Shield Weld Assembly
31	**122885	6	Idler Sprocket w/Bushing 27428
32	**27428	6	Bushing
33	**33261	12	Washer, 1 1/64" I.D. x 1 3/4" O.D. x .060" Thick
34	**122731	2	Shaft Weld Assembly 4 84057 Lockwasher, 5/8" 4 84947 Nut, 5/8" 2 80869 Grease Fitting

AR - As Required

\*\*This type Idler and Sprocket arrangement used on early models.

CONTINUE

MODEL 880 R1 ROW ROW CROP

MAIN DRIVE SHAFT AND GATHERING CHAIN GROUP  
(LEFT SIDE SHOWN)

Ref. No.	Part No.	No. Used	Description
35	**122745	2	Holding Plate Weld Assembly
36	122944	2	Lower Gathering Chain
36A	43614	AR	Roller Link, CA620
36B	42948	AR	Attachment Link Assembly (Incl. Long Flight and 2 Roller Links, CA620)
36C	128694	AR	Connector Link, Rivet Link CA620
	128751	AR	Offset Link, Rivet Link, CA620
37	**122937	2	Hex Bore Sleeve
38	36853	2	Flangette
39	**122920	2	Spherical Bearing Block w/Bushing #122956 2 87414 Grease Fitting, 1/4"-28, Straight, Self-Tapping
39A	122956	2	Bushing
40	122922	2	Bearing Flange Weld Assembly 6 80681 Lockwasher, 5/16" 6 84943 Nut, 5/16"
41	122938	2	Sprocket, 9 Tooth
42	**122924	4	Shaft Weld Assembly 4 80869 Grease Fitting, 1/8", 90° 4 80740 Cotter Pin, 1/8" x 1 1/2" 8 88481 Carriage Bolt, 3/8" x 1" 8 80680 Lockwasher, 3/8" 8 84944 Nut, 3/8"
43	138741	2	Idler Sprocket, 9 Tooth
44	66553	2	Bearing
45	12084	2	Retaining Ring
46	138728	2	Cap
47	27258	2	Stop
48	137467	2	Guard
49	137560	2	Washer
50	43513	2	Support Plate
51	214498	2	Bracket Weld Assembly 2 87574 Cap Screw, 5/8" x 3 1/2", Grade 5 2 80299 Plain Washer, 5/8" 2 84057 Lockwasher, 5/8" 2 84947 Nut, 5/8"
52	137575	2	Compression Spring
53	37895	2	Pin
54	137555	2	Cam Weld Assembly 2 84057 Lockwasher, 5/8" 2 84947 Nut, 5/8"
55	137558	2	Support Plate Weld Assembly
56	137559	2	Base Plate 4 88206 Cap Screw, 3/8" x 1" 4 84944 Nut, 3/8"
57	122945	2	Upper Gathering Chain
58	*163198	4	Idler Support Weld Assembly 4 87574 Cap Screw, 5/8" x 3 1/2", Grade 5 4 87365 Plain Washer, 5/8" 4 84057 Lockwasher, 5/8" 4 84947 Nut, 5/8"
59	* 43513	6	Support Plate
60	*138741	6	Idler Sprocket
61	* 66553	6	Bearing
62	* 12084	6	Bearing Retaining Ring
63	*138728	6	Cap

AR - As Required

CONTINUE

MODEL 880 R1 ROW ROW CROP  
 MAIN DRIVE SHAFT AND GATHERING CHAIN GROUP  
 (LEFT SIDE SHOWN)

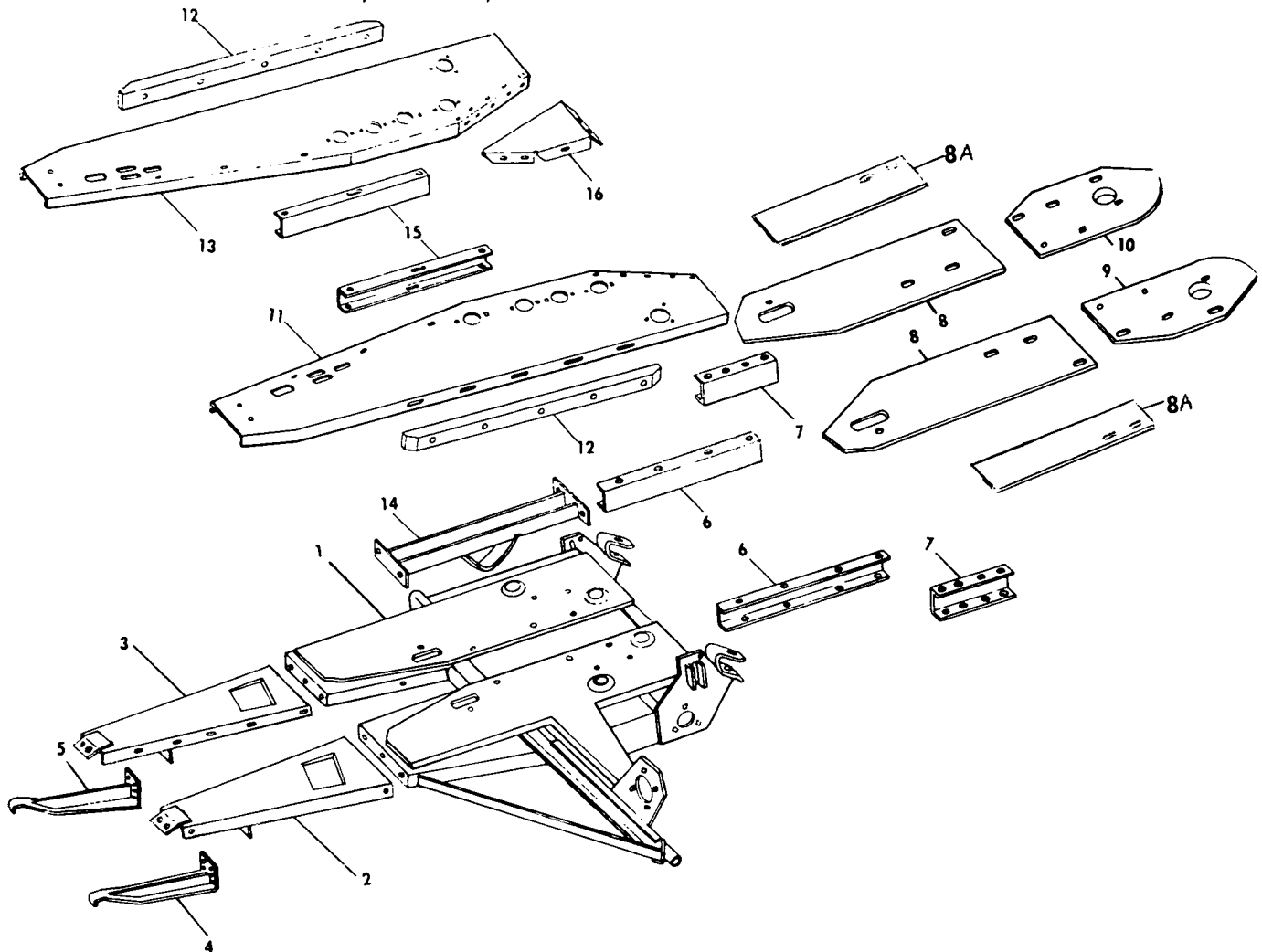
Ref. No.	Part No.	No. Used	Description
64	*165673	2	Bracket 6 84870 Cap Screw, Hex Head, 3/8" x 1 1/4" 6 80680 Lockwasher, 3/8" 6 84944 Hex Nut, 3/8"
65	*137467	2	Guard
66	* 27258	2	Stop
67	*165674	2	Bracket Weld Assembly 2 87574 Cap Screw, Hex Head, 5/8" x 3 1/2", Grade 5 4 87365 Plain Washer, 5/8" 2 84057 Lockwasher, 5/8" 4 84947 Hex Nut, 5/8" 2 84971 Hex Jam Nut, 5/8"
68	50775	2	Hex Bore Bearing

\* This type Idler and Sprocket arrangement used on current models.

\*\* This type Idler and Sprocket arrangement used on early models.

MODEL 880R 1 ROW ROW CROP

MAIN FRAME, SHOES, CHAIN BOARDS AND SUPPORT GROUP



Ref. No.	Part No.	No. Used	Description
1	**139596	1	Main Frame Weld Assembly
	*166249	1	Main Frame Weld Assembly
2	226063	1	Frame Extension Weld Assembly, L.H. ---Replaces 122817
			3 88206 Cap Screw, 3/8" x 1"
			3 80680 Lockwasher, 3/8"
			3 84944 Nut, 3/8"
3	226064	1	Frame Extension Weld Assembly, R.H. ---Replaces 122829
			3 88206 Cap Screw, 3/8" x 1"
			3 80680 Lockwasher, 3/8"
			3 84944 Nut, 3/8"
4	122739	1	Shoe Weld Assembly, L.H.
			2 88206 Cap Screw, 3/8" x 1"
			2 80680 Lockwasher, 3/8"
			2 84944 Nut, 3/8"
5	122740	1	Shoe Weld Assembly, R.H.
			2 88206 Cap Screw, 3/8" x 1"
			2 80680 Lockwasher, 3/8"
			2 84944 Nut, 3/8"
6	122946	2	Chain Guide, Lower
			10 87000 Cap Screw, 5/16" x 3/4"
			2 84826 Carriage Bolt, 5/16" x 3/4"
			4 87096 Cap Screw, 5/16" x 1"
			16 80664 Plain Washer, 5/16"
			16 80681 Lockwasher, 5/16"
			16 84943 Nut, 5/16"

CONTINUE



MODEL 880 R1 ROW ROW CROP

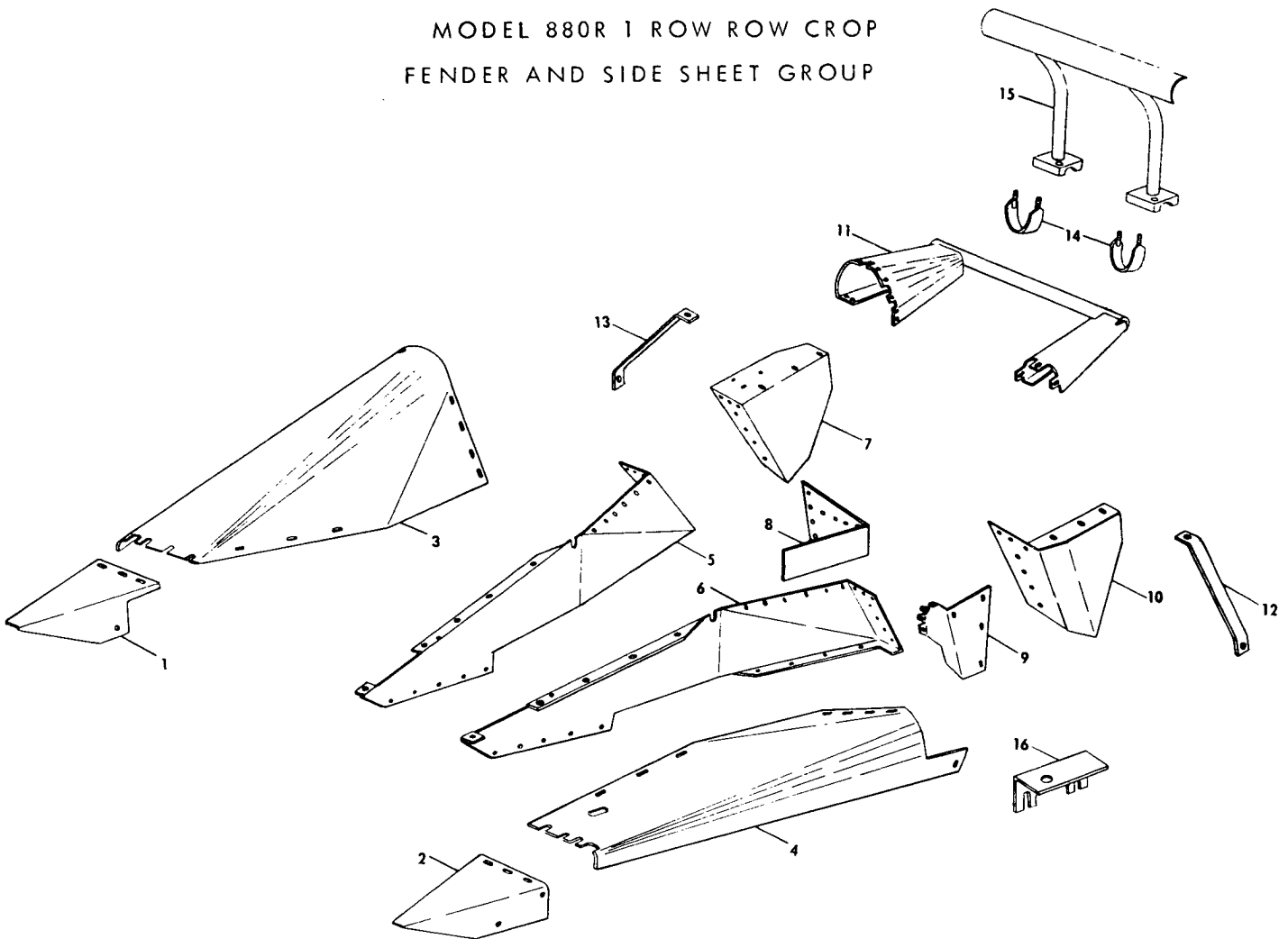
MAIN FRAME, SHOES, CHAIN BOARDS AND SUPPORT GROUP (CONTINUED).

Ref. No.	Part No.	No. Used	Description
7	122912	2	Support 10 87000 Cap Screw, 5/16" x 3/4" 10 80681 Lockwasher, 5/16" 10 84943 Nut, 5/16"
8	**122951	2	Support Plate
8A	*165670	2	Spacer
9	122932	1	Stripper Weld Assembly, L.H. 2 87639 Carriage Bolt, 5/16" x 3/4" 2 80664 Plain Washer, 5/16" 2 80681 Lockwasher, 5/16" 2 84943 Nut, 5/16"
10	122931	1	Stripper Weld Assembly, R.H. 2 87639 Carriage Bolt, 5/16" x 3/4" 2 80664 Plain Washer, 5/16" 2 80681 Lockwasher, 5/16" 2 84943 Nut, 5/16"
11	**139572	1	Chain Board Weld Assembly, L.H.
11A	*165678	1	Chain Board Weld Assembly, L.H. 2 87982 Cap Screw, 3/8" x 3/4" 2 80680 Lockwasher, 3/8" 2 84944 Nut, 3/8"
12	43087	2	Chain Supports 10 84623 Carriage Bolt, 1/4" x 1" 10 80701 Plain Washer, 1/4" 10 80682 Lockwasher, 1/4" 10 84942 Nut, 1/4"
13	**139573	1	Chain Board Weld Assembly, R.H.
13A	*165679	1	Chain Board Weld Assembly, R.H. 2 88206 Cap Screw, 3/8" x 3/4" 2 80680 Lockwasher, 3/8" 2 84944 Nut, 3/8"
14	139610	1	Channel Weld Assembly, R.H. 4 88206 Cap Screw, 3/8" x 1" 4 80680 Lockwasher, 3/8" 4 84944 Nut, 3/8"
15	127046	2	Chain Guide 12 87508 Cap Screw, 5/16" x 5/8" 12 80664 Plain Washer, 5/16" 12 80681 Lockwasher, 5/16" 12 84943 Nut, 5/16"
16	163058	1	Chain Board Extension, R.H. (Upper) 2 84896 Machine Screw, Truss Head, 5/16" x 3/4" 2 80664 Plain Washer, 5/16" 4 80701 Plain Washer, 1/4" 2 80681 Lockwasher, 5/16" 4 80682 Lockwasher, 1/4" 2 84943 Nut, 5/16" 4 84942 Nut, 1/4"

\*Used on and above serial No. 65677.

\*\*Used on and below serial No. 65676.

MODEL 880R 1 ROW ROW CROP  
FENDER AND SIDE SHEET GROUP



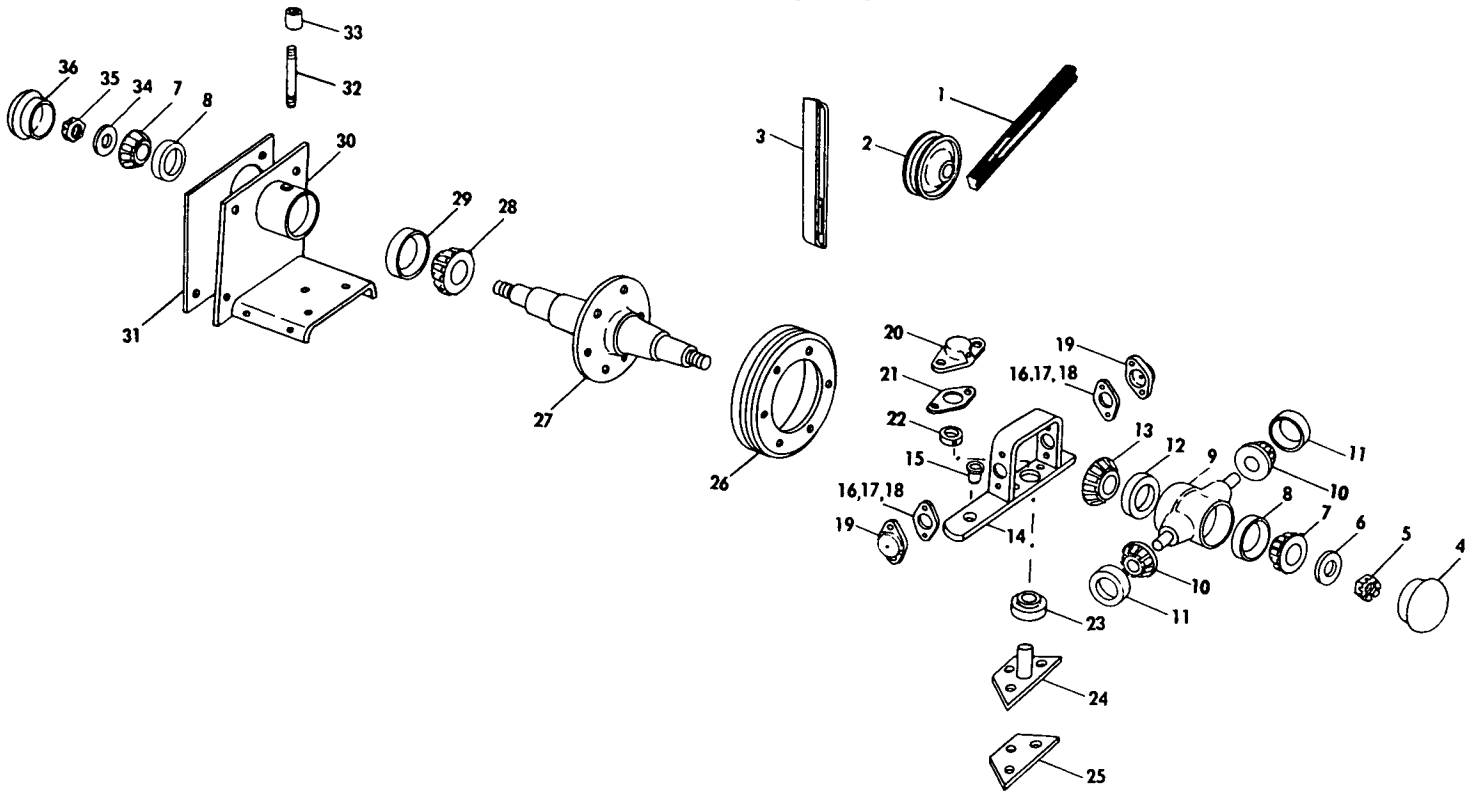
Ref. No.	Part No.	No. Used	Description
1	122726	1	Point Weld Assembly, R.H. 4 87255 Machine Screw, Truss Head, 5/16" x 5/8" 4 87362 Plain Washer, 5/16" 4 80681 Lockwasher, 5/16" 4 84943 Nut, 5/16" 2 87101 Machine Screw, Truss Head, 3/8" x 3/4" 2 80680 Lockwasher, 3/8" 2 84944 Nut, 3/8"
2	122727	1	Point Weld Assembly, L.H. 4 87255 Machine Screw, Truss Head, 5/16" x 5/8" 4 87362 Plain Washer, 5/16" 4 80681 Lockwasher, 5/16" 4 84943 Nut, 5/16" 2 87101 Machine Screw, Truss Head, 3/8" x 3/4" 2 80680 Lockwasher, 3/8" 2 84944 Nut, 3/8"
3	122947	1	Fender, R.H. 7 87255 Machine Screw, Truss Head, 5/16" x 5/8" 7 87362 Plain Washer, 5/16" 7 80681 Lockwasher, 5/16" 7 84943 Nut, 5/16"
4	139595	1	Fender, L.H. 5 87255 Machine Screw, Truss Head, 5/16" x 5/8" 6 84896 Machine Screw, Truss Head, 5/16" x 3/4" 11 80664 Plain Washer, 5/16" 11 80681 Lockwasher, 5/16" 11 84943 Nut, 5/16"

MODEL 880R 1 ROW ROW CROP

FENDER AND SIDE SHEET GROUP (CONTINUED)

Ref. No.	Part No.	No. Used	Description
5	139674	1	Side Sheet Weld Assembly, R.H. 10 84468 Machine Screw, Truss Head, 1/4" x 1/2" 2 87139 Cap Screw, 1/4" x 3/4" 12 80701 Plain Washer, 1/4" 12 80682 Lockwasher, 1/4" 12 84942 Nut, 1/4"
6	144253	1	Side Sheet Weld Assembly, L.H. 2 87139 Cap Screw, 1/4" x 3/4" 11 84468 Machine Screw, Truss Head, 1/4" x 5/8" 13 80701 Plain Washer, 1/4" 13 80682 Lockwasher, 1/4" 13 84942 Nut, 1/4"
7	139584	1	Sheet Weld Assembly, R.H. 5 84467 Machine Screw, Truss Head, 1/4" x 1/2" 3 84896 Machine Screw, Truss Head, 5/16" x 3/4" 2 87000 Cap Screw, 5/16" x 3/4" 5 80701 Plain Washer, 1/4" 6 80664 Plain Washer, 5/16" 5 80682 Lockwasher, 1/4" 6 80681 Lockwasher, 5/16" 5 84942 Nut, 1/4" 6 84943 Nut, 5/16"
8	143368	1	Side Sheet, R.H. Rear 5 84468 Machine Screw, Truss Head, 1/4" x 5/8" 5 84467 Machine Screw, Truss Head, 1/4" x 1/2" 5 80701 Plain Washer, 1/4" 10 80682 Lockwasher, 1/4" 10 84942 Nut, 1/4"
9	139588	1	Fender End, L.H. 3 84896 Machine Screw, Truss Head, 5/16" x 3/4" 3 80664 Plain Washer, 5/16" 3 80681 Lockwasher, 5/16" 3 84943 Nut, 5/16"
10	139580	1	Sheet Weld Assembly, L.H. 5 84467 Machine Screw, Truss Head, 1/4" x 1/2" 5 80701 Plain Washer, 1/4" 5 80682 Lockwasher, 1/4" 5 84942 Nut, 1/4"
11	139589	1	Fender Tip Weld Assembly 1 87657 Cap Screw, 5/16" x 1 1/4" 6 87000 Cap Screw, 5/16" x 3/4" 7 80664 Plain Washer, 5/16" 8 80681 Lockwasher, 5/16" 8 84943 Nut, 5/16"
12	144084	1	Brace, Left 1 84870 Cap Screw, 3/8" x 1 1/4" 1 80680 Lockwasher, 3/8" 1 84944 Nut 3/8"
13	122811	1	Brace, Right 1 88206 Cap Screw, 3/8" x 1" 1 84870 Cap Screw, 3/8" x 1 1/4" 2 80680 Lockwasher, 3/8" 2 84944 Nut, 3/8"
14	54097	2	Strap Weld Assembly 4 80680 Lockwasher, 3/8" 4 84944 Nut, 3/8"
15	133001	1	Stalk Bumper Weld Assembly
16	163197	1	Trash Shield

MODEL 880R2 AND 880N2 2 ROW CROPS  
KNIFE DRIVE GROUP



Ref. No.	Part No.	No. Used		Description
		R2	N2	
1	163152	1	1	"V" Belt
2	76288	1	1	Idler Assembly
				1 87708 Hex Head, Cap Screw, 5/8" x 5" (Used w/Ref. #3 Adj. Arm)
				1 84978 Hex Head, Cap Screw, 5/8" x 2 3/4" (Used when idler is bolted directly to frame)
				1 80299 Plain Washer, 5/8"
				1 84057 Lockwasher, 5/8"
				1 84922 Hex Nut, 5/8"
3	*138729	1	1	Adjustment Arm Weld Assembly
				2 88343 Hex Head, Cap Screw, 5/8" x 3 3/4"
				2 80299 Plain Washer, 5/8"
				2 84057 Lockwasher, 5/8"
				2 84922 Hex Nut, 5/8"
4	56868	1	1	Hub Cap
5	84996	1	1	Slotted Hex Nut, 3/4" (N.F.)
6	32362	1	1	Washer
7	36726	2	2	Bearing Cone
8	36723	2	2	Bearing Cup
9	130682	1	1	Hub and Bearing Cup Assembly
10	67372	2	2	Bearing Cone w/Seal
11	36725	2	2	Bearing Cup
12	67526	1	1	Bearing Cup
13	67527	1	1	Bearing Cone
14	134144	1	1	Yoke Weld Assembly w/Bushing 127637
15	127637	1	1	Bushing
16	126106	AR	AR	Shim, .020 Thick
17	67375	AR	AR	Shim, .005 Thick
18	126105	AR	AR	Shim, .007 Thick
19	130683	2	2	Cap
				2 87415 Grease Fitting, 1/4" - 28, 90°, Self-Tapping
				4 84870 Hex Head, Cap Screw, 3/8" x 1 1/4"
				4 80680 Lockwasher, 3/8"

AR - As Required

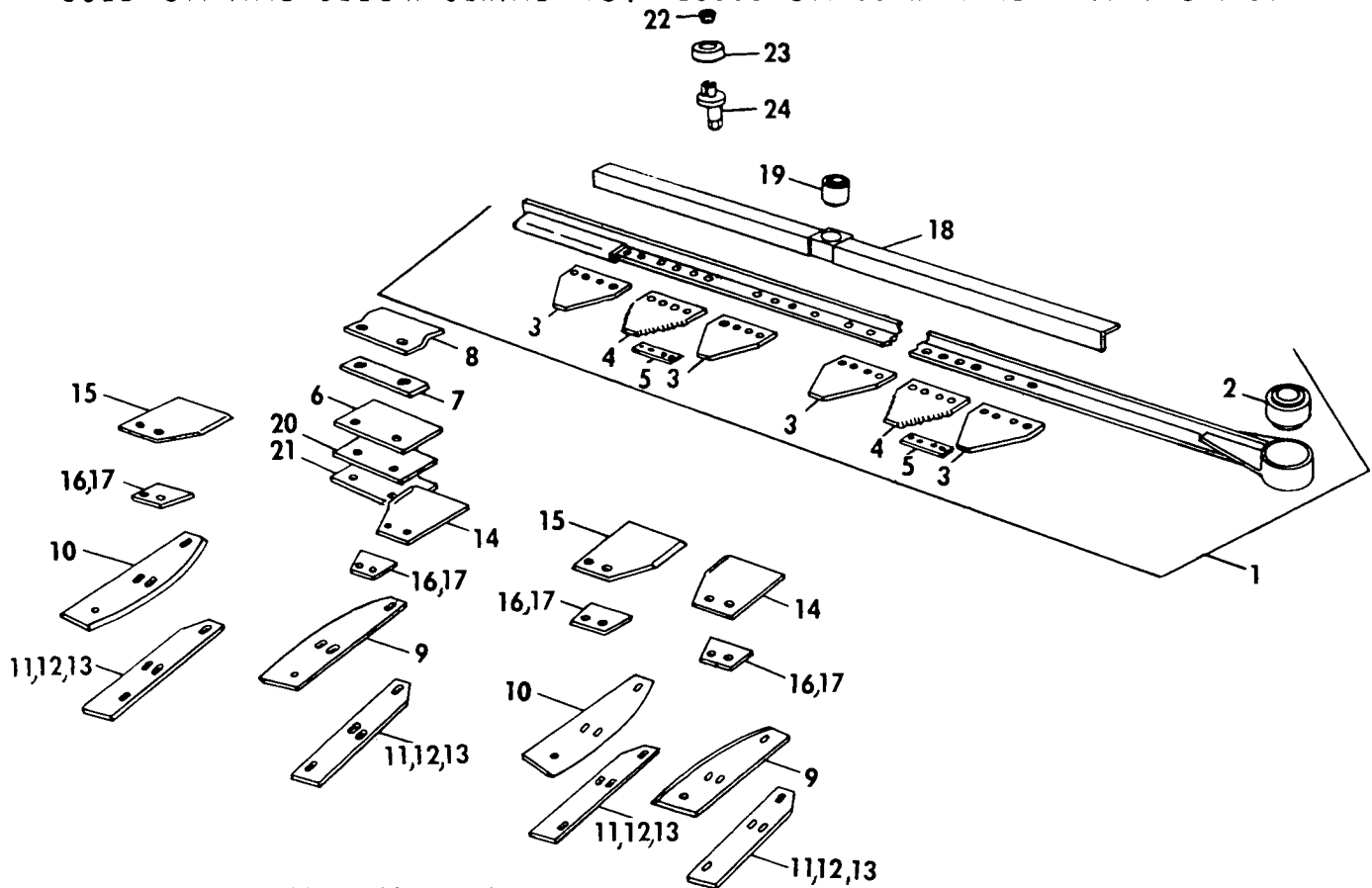
MODEL 880R2 AND 880N2 2 ROW ROW CROPS  
KNIFE DRIVE GROUP (CONTINUED)

Ref. No.	Part No.	No. Used		Description
		R2	N2	
20	134485	1	1	Bearing Cap 1 87414 Grease Fitting, 1/4"-28, Straight, Self-Tapping 2 88206 Hex Head, Cap Screw, 3/8" x 1" 2 80680 Lockwasher, 3/8"
21	134486	1	1	Gasket
22	38260	1	1	Collar
23	134130	1	1	Bearing
24	134142	1	1	Pivot Arm Weld Assembly 3 87670 Hex Head, Cap Screw, 1/2" x 1 1/4" 3 80679 Lockwasher, 1/2"
25	134139	1	1	Pivot Pin Spacer
26	134146	1	1	Sheave 6 87927 Cap Screw, Flat Head, Hex Socket, 3/8" x 3/4" (N.F.)
27	222114	1	1	Wobble Joint Spindle ---Replaces 134225 2 80740 Cotter Pin, 1/8" x 1 1/2"
28	44419	1	1	Bearing Cone
29	44676	1	1	Bearing Cup
30	165325	1	1	Bearing Support w/Bearing Cups 44676 and 36723 4 87608 Hex Head, Cap Screw, 5/8" x 2" 4 52828 Washer, Special 4 84057 Lockwasher, 5/8" 4 84947 Hex Nut, 5/8"
31	138714	1	1	Shim
32	124160	1	1	Grease Line
33	91932	1	1	Pipe Coupling, 1/8" 1 80717 Grease Fitting, 1/8" P.T., 45°
34	56867	1	1	Washer
35	116311	1	1	Special Hex Nut
36	28702	1	1	Hub Cap

\* Used on and below Serial No. 110200 on 880R2 and 110750 on 880N2

AR - As Required

MODEL 880R2 AND 880N2 2 ROW ROW CROP  
KNIFE GROUP  
USED ON AND BELOW SERIAL NO. 125600 ON 880R2 AND 110973 ON 880N2



Ref. No.	Part No.	No. Used		Description
		R2	N2	
1	175228 174472	1	1	Knife Assembly w/Bushing 134182 Knife Assembly w/Bushing 134182
				1 88143 Hex Head, Cap Screw, 1/2" x 3 1/4" (N.F.) 1 80679 Lockwasher, 1/2" 1 84952 Hex Nut, 1/2" (N.F.)
2	134182	1	1	Rubber Bushing
3	***138737	4	4	Blank Section (Rivet Hole is 5/8" from Base of Section)
	**174689	4	4	Blank Section (Rivet Hole is 7/16" from Base of Section)
				16 88649 Rivet, Flat Head, 1/4" x 5/8" 16 81194 Rivet, Flat Head, 1/4" x 3/4"
4	***138736	2	2	Sickle Knife Section (Rivet Hole is 5/8" from Base of Section)
	**171381	2	2	Sickle Knife Section (Rivet Hole is 7/16" from Base of Section)
5	*174690	2	2	Spacer
				8 81194 Rivet, Flat Head, 1/4" x 3/4"
6	143866	1		Plate
				2 87096 Hex Head, Cap Screw, 5/16" x 1" 2 80681 Lockwasher, 5/16" 2 84943 Hex Nut, 5/16"
7	33253	AR	AR	Spacer
8	143870	1	1	Sickle Back Holddown

AR - As Required

\* Used on and above 880R2 Serial No. 110201, 880N2 110751.

\*\* Used on and above 880R2 Serial No. 87420, 880N2 87847.

\*\*\* Used on and below 880R2 Serial No. 87419, 880N2 87846.

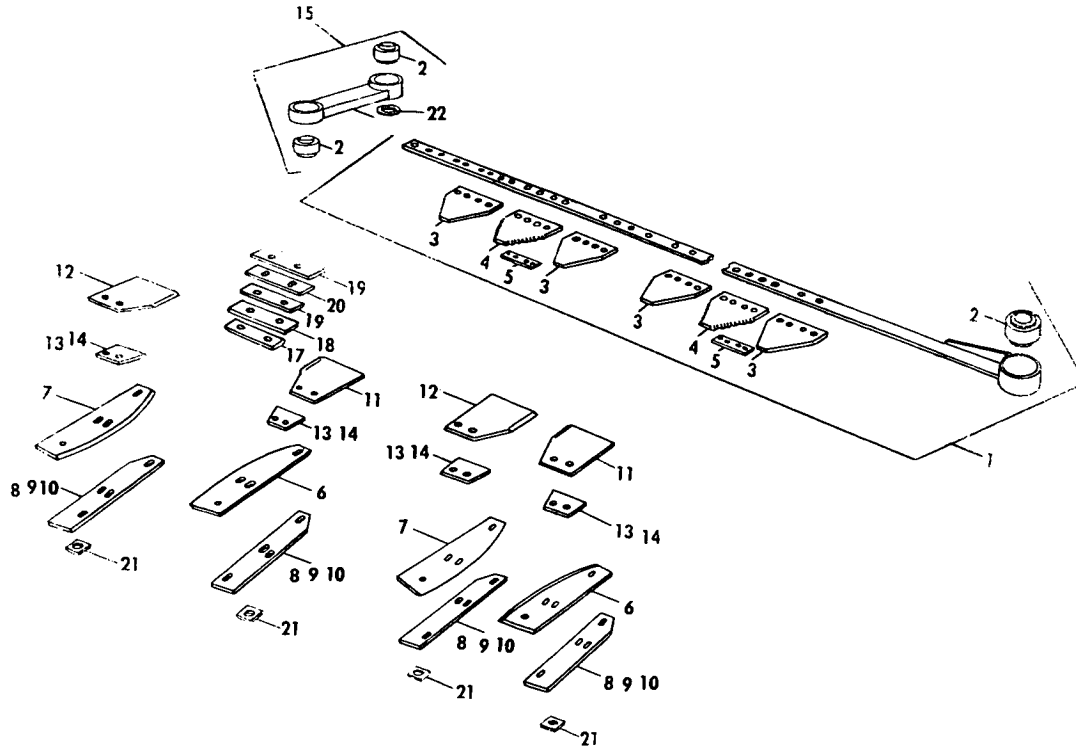
CONTINUE

MODEL 880R2 AND 880N2 2 ROW ROW CROP  
KNIFE GROUP (CONTINUED)  
USED ON AND BELOW SERIAL NO. 125600 ON 880R2 AND 110973 ON 880N2

Ref. No.	Part No.	No. Used		Description
		R2	N2	
9	138715	2	2	Side Knife, Left Hand 2 84870 Hex Head, Cap Screw, 3/8" x 1 1/4" 2 87044 Plow Bolt, 5/16" x 1" 4 80702 Plain Washer, 3/8" 2 80664 Plain Washer, 5/16" 2 80680 Lockwasher, 3/8" 2 80681 Lockwasher, 5/16" 2 84944 Hex Nut, 3/8" 2 84945 Hex Nut, 5/16"
10	138716	2	2	Side Knife, Right Hand 2 84870 Hex Head, Cap Screw, 3/8" x 1 1/4" 2 87044 Plow Bolt, 5/16" x 1" 4 80702 Plain Washer, 3/8" 2 80664 Plain Washer, 5/16" 2 80680 Lockwasher, 3/8" 2 80681 Lockwasher, 5/16" 2 84944 Hex Nut, 3/8" 2 84945 Hex Nut, 5/16"
11	138717	AR	AR	Shim, .015 (28 Ga.) Thick
12	138718	AR	AR	Shim, .036 (20 Ga.) Thick
13	138719	AR	AR	Shim, .060 (16 Ga.) Thick
14	187429	2	2	Top Side Knife, L.H. 4 84844 Cap Screw, 3/8" x 1 1/2" 4 80702 Plain Washer, 3/8" 4 80680 Lockwasher, 3/8" 4 84944 Hex Nut, 3/8"
15	188771	2	2	Top Side Knife, R.H. 4 84844 Cap Screw, 3/8" x 1 1/2" 4 80702 Plain Washer, 3/8" 4 80680 Lockwasher, 3/8" 4 84944 Hex Nut, 3/8"
16	187427	AR	AR	Shim, .015 (28 Ga.) Thick "U" Type (Not Shown)
17	187428	4	4	Shim, .135 (10 Ga.) Thick (Shown)
18	143871	1	1	Pivot Angle Weld Assembly w/Bushing 143872 1 87199 Hex Head, Cap Screw, 5/8" x 2 1/2"
19	143872	1	1	Bushing
20	167654	AR	AR	Shim .060
21	167655	AR	AR	Shim .015
22	80709	1	1	Pipe Plug
23	56617	1	1	Bearing
24	54269	1	1	Stud 1 80299 Plain Washer, 5/8" 1 84249 Lockwasher, 5/8" 1 87262 Hex Nut, 5/8" (N.F.)

AR - As Required

MODEL 880R2 AND 880N2 2 ROW ROW CROPS  
KNIFE GROUP  
USED ON AND ABOVE SERIAL NO. 125601 ON 880R2 AND 110974 ON 880N2



Ref. No.	Part No.	No. Used		Description
		R2	N2	
1	169268	1		Knife Assembly w/Bushing #134182
	174590		1	Knife Assembly w/Bushing #134182 1 88143 Hex Head, Cap Screw, 1/2" x 3 1/4" (N.F.) 1 80679 Lockwasher, 1/2" 1 84952 Hex Nut, 1/2" (N.F.)
2	134182	3	3	Rubber Bushing
3	174689	4	4	Blank Section (Rivet Hole is 7/16" from Base of Section) 16 81194 Rivet, Flat Head, 1/4" x 3/4"
4	171381	2	2	Sickle Knife Section (Rivet Hole is 7/16" from Base of Section)
5	174690	AR	AR	Spacer 8 81194 Rivet, Flat Head, 1/4" x 3/4"
6	138715	2	2	Sickle Knife, Left Hand 2 84870 Hex Head, Cap Screw, 3/8" x 1 1/4" 2 87044 Plow Bolt, 5/16" x 1" 2 80702 Plain Washer, 3/8"  2 80680 Lockwasher, 3/8" 2 80681 Lockwasher, 5/16" 2 84944 Hex Nut, 3/8" 2 84945 Hex Nut, 5/16"
7	138716	2	2	Side Knife, Right Hand 2 84870 Hex Head, Cap Screw, 3/8" x 1 1/4" 2 87044 Plow Bolt, 5/16" x 1" 2 80702 Plain Washer, 3/8"  2 80680 Lockwasher, 3/8" 2 80681 Lockwasher, 5/16" 2 84944 Hex Nut, 3/8" 2 84945 Hex Nut, 5/16"
8	138717	AR	AR	Shim, .015 (28 Ga.) Thick
9	138718	AR	AR	Shim, .036 (20 Ga.) Thick
10	138719	AR	AR	Shim, .060 (16 Ga.) Thick

80 AR - As Required

CONTINUE

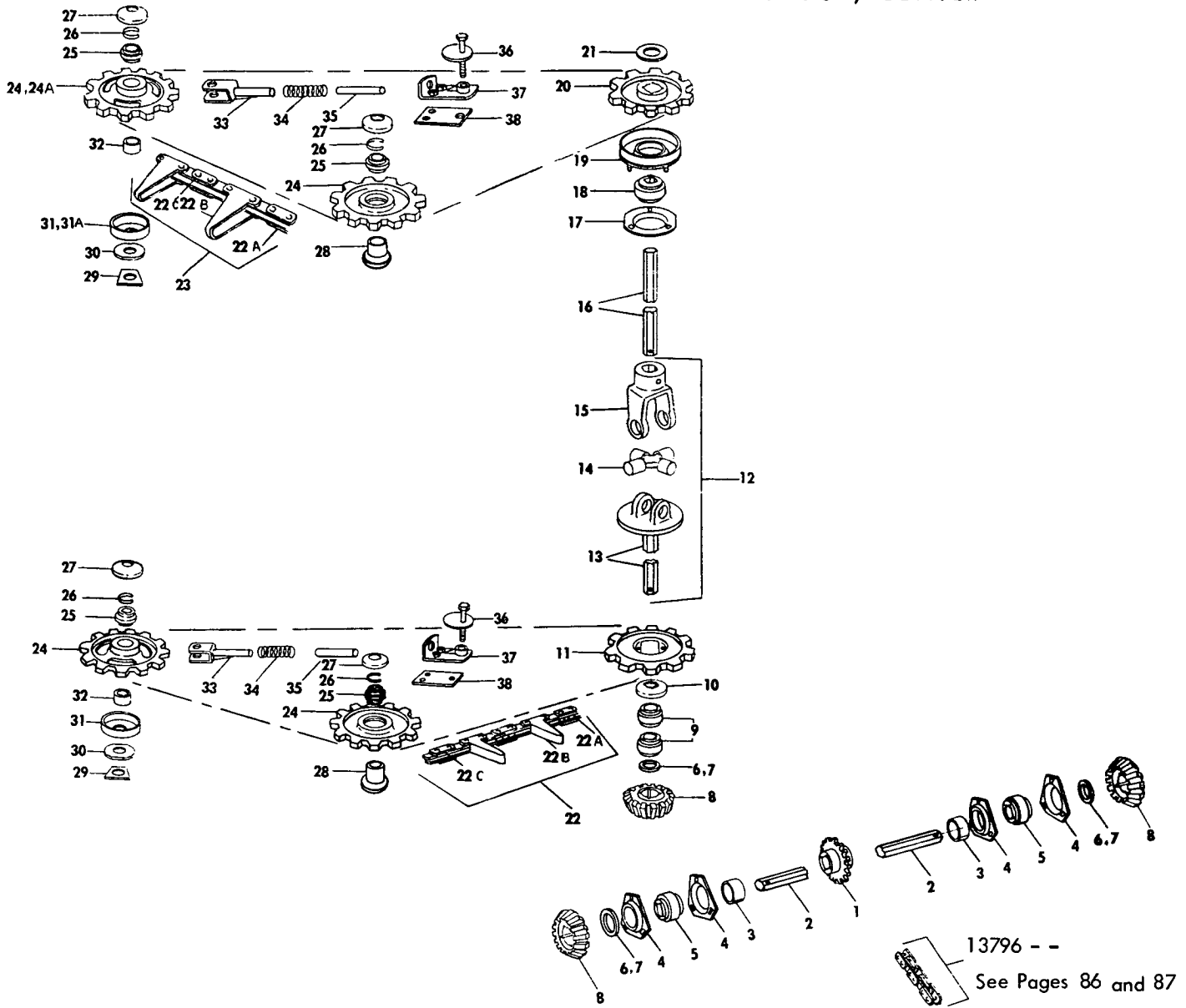


MODEL 880R2 AND 880N2 2 ROW ROW CROPS  
 KNIFE GROUP (CONTINUED)  
 USED ON AND ABOVE SERIAL NO. 125601 ON 880R2 AND 110974 ON 880N2

Ref. No.	Part No.	No. Used		Description
		R2	N2	
11	187429	2	2	Top Side Knife, L.H. 4 84844 Hex Head, Cap Screw, 3/8" x 1 1/2" 4 80680 Lockwasher, 3/8" 4 84944 Hex Nut, 3/8"
12	188771	2	2	Top Side Knife, R.H. 4 84844 Hex Head, Cap Screw, 3/8" x 1 1/2" 4 80680 Lockwasher, 3/8" 4 84944 Hex Nut, 3/8"
13	187427	AR	AR	Shim, .015 (28 Ga.) Thick "U" Type (Not Shown)
14	187428	4	4	Shim, .135 (10 Ga.) Thick (Shown)
15	169145	1	1	Support w/Bushing #134182 2 87113 Hex Head, Cap Screw, 1/2" x 2 1/2" 2 80679 Lockwasher, 1/2" 2 84946 Hex Nut, 1/2"
17	224511	2	2	Spacer
18	130881	AR	AR	Shim, .015
19	130878	2	2	Wear Plate 2 80702 Plain Washer, 3/8" 2 80680 Lockwasher, 3/8" 2 84944 Hex Nut, 3/8"
20	130880	1	1	Spacer
21	143585	4	4	Spacer
22	36823	AR	AR	Plain Washer, 1/2", .015 Thick
	36253	AR	AR	Plain Washer, 1/2", .060 Thick

AR - As Required

MODEL 880R2 AND 880N2 2 ROW CROPS  
DRIVE SHAFT AND GATHERING CHAIN GROUP, CENTER



Ref. No.	Part No.	No. Used		Description
		R2	N2	
1	137572	1	1	Sprocket Weld Assembly
2	137568	1		Hex Shaft
	139272		1	Hex Shaft
				2 80737 Cotter Pin, 3/16" x 1 1/2"
3	137571	2		Split Spacer, 7/8" Wide
	139271		2	Split Spacer, 11/32" Wide
4	182937	4	4	Flangette
				6 88481 Carriage Bolt, 3/8" x 1"
				6 80680 Lockwasher, 3/8"
				6 84944 Nut, 3/8"
5	135241	2	2	Hex Bearing
6	38741	AR	AR	Washer, 1 5/32" I.D. x 2" O.D. x .060 Thick
7	36633	AR	AR	Washer, 1 5/32" I.D. x 2" O.D. x .036 Thick
8	138759	4	4	Miter Gear
9	135423	4	4	Ball Bearing
1C	137564	2	2	Shield Washer

82 AR - As Required

CONTINUE

MODEL 880R2 AND 880N2 2ROW ROW CROP  
DRIVE SHAFT AND GATHERING CHAIN GROUP, CENTER (CONTINUED)

Ref. No.	Part No.	No. Used		Description
		R2	N2	
11	138754	2	2	Sprocket, 11 Tooth 2 88716 Cap Screw, 3/8" x 1", Grade 8 (Peen after Assembly) 2 80680 Lockwasher, 3/8"
12	138755	2	2	"U" Joint Assembly
13	138757	2	2	Yoke and Shaft Assembly, Lower 2 80737 Cotter Pin, 3/16" x 1 1/2"
14	139842	2	2	Spider and-Bearing Assembly
14A	95680	2	2	Spider and Bearing Service Kit
15	50836	2	2	Yoke 2 87876 Groove Pin Type "E", 1/4" x 1 1/2"
16	*174497	2	2	Hex Shaft
	*137569	2	2	Hex Shaft 2 80737 Cotter Pin, 3/16" x 1 1/2"
17	36853	2	2	Flangette
18	50775	2	2	Hex Bearing
19	122922	2	2	Flangette Weld Assembly 6 80681 Lockwasher, 5/16" 6 84943 Nut, 5/16"
20	122938	2	2	Sprocket, 9 Teeth
21	26130	AR	AR	Washer, 1 1/64" I.D. x 1 3/8" O.D. x 16 Gauge Thick
22	137627	2		Lower Gathering Chain w/Long Flights, 39 Pitches, CA620 Roller Chain
	122886		2	Lower Gathering Chain w/Short Flights, 38 Pitches, CA620 Roller Chain
22A	43614	AR	AR	Roller Link, CA620
22B	42948	AR	AR	Attachment Link Assy. (Incl. Long Flight Link and 2 Roller Links) CA620 (Services Upper N2 Chain Only)
	43147		AR	Attachment Link Assembly (Incl. Short Flight Link and 2 Roller Links) CA620 (Services Lower N2 Chain Only)
22C	128694	AR	AR	Connector Link, CA620
23	137630	2		Upper Gathering Chain w/Long Flights, CA620, 52 Pitches
	139266		2	Upper Gathering Chain w/Long Flights, CA620, 48 Pitches
24	138741	8	6	Sprocket, 9 Teeth
24A	139289		2	Sprocket, 7 Teeth
25	66553	8	8	Bearing
26	12084	8	8	Retaining-Ring
27	138728	8	8	Cap
28	163198	4	4	Idler Support Weld Assembly 4 87574 Cap Screw, 5/8" x 3 1/2", Grade 5 4 80299 Plain Washer, 5/8" 4 84057 Lockwasher, 5/8" 4 84947 Nut, 5/8"
29	43513	4	4	Support Plate
30	137560	4	4	Washer
31	137467	4	2	Guard
31A	139267		2	Guard Weld Assembly
32	27258	4	4	Stop
33	214498	4	4	Bracket Weld Assembly 4 87574 Cap Screw, 5/8" x 3 1/2", Grade 5 AR 27697 Special Washer 4 84057 Lockwasher, 5/8" 4 84947 Nut, 5/8"
34	137575	4	4	Spring
35	37895	4	4	Pin
36	137555	4	4	Cam Weld Assembly 4 84057 Lockwasher, 5/8" 4 84947 Nut, 5/8"
37	137558	4	4	Support Weld Assembly 8 88206 Cap Screw, 3/8" x 1" 8 80702 Plain Washer, 3/8"

AR - As Required

CONTINUE

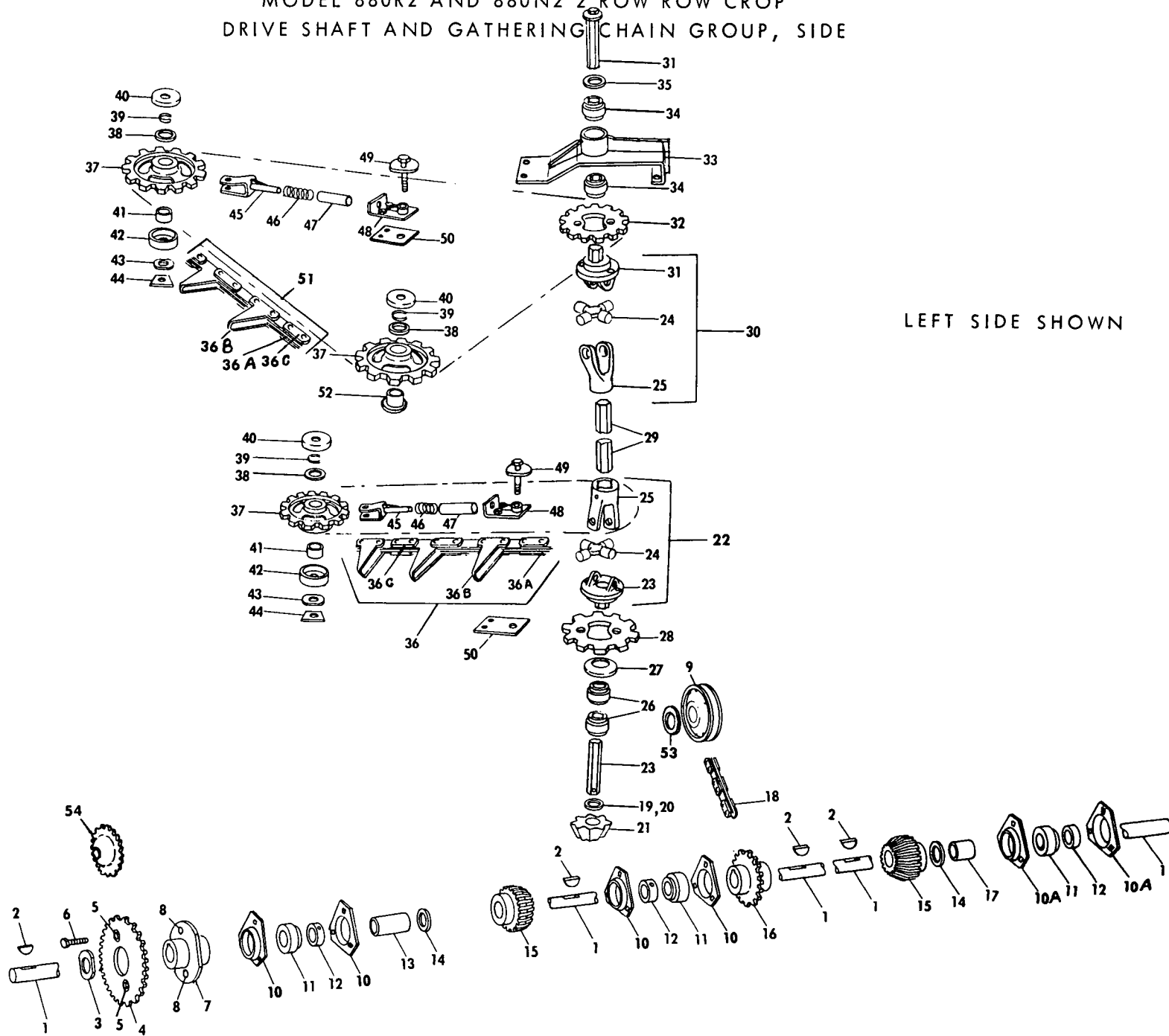
MODEL 880R2 AND 880N2 2ROW ROW CROP  
DRIVE SHAFT AND GATHERING CHAIN GROUP, CENTER (CONTINUED)

Ref. No.	Part No.	No. Used		Description
		R2	N2	
38	137559	4	4	Base Plate

\* Used caution when replacing 174497 is 9 11/32" Long, 137569 is 12 23/32" Long.

NOTES

# MODEL 880R2 AND 880N2 2 ROW ROW CROP DRIVE SHAFT AND GATHERING CHAIN GROUP, SIDE



MODEL 880R2 AND 880N2 2ROW ROW CROP  
DRIVE SHAFT AND GATHERING CHAIN GROUP, SIDE

Ref. No.	Part No.	No. Used		Description
		R2	N2	
1	137578	1	1	Main Drive Shaft 1 80736 Cotter Pin, 3/16" x 1 3/4"
2	87123	4	4	Woodruff Key, #28, 5/16" x 2 1/8"
3	137565	2	2	Retainer
4	137486	1	1	Sprocket Weld Assembly, 24T, w/Sleeve #58148
	137485	1	1	Sprocket Weld Assembly, 20T, w/Sleeve #58148
	137489	1	1	Sprocket Weld Assembly, 28T, w/Sleeve #58148
5	58148	2	2	Shear Bolt Sleeve
6	58118	2	2	Shear Bolt w/Nut
7	137592	1	1	Shear Hub Weld Assembly w/Sleeve #58147 2 80435 Set Screw, Hex Socket Head, Cup Point, 3/8" x 3/4" 2 84969 Jam Nut, 3/8"
8	58147	2	2	Shear Bolt Sleeve
9	35469	1	1	Chain Idler Assembly 1 87339 Cap Screw, 1/2" x 3" 8 80700 Plain Washer, 1/2" 1 80679 Lockwasher, 1/2" 1 84946 Nut, 1/2"
10	182937	4	4	Flangette
10A	43048	2	2	Flangette 9 88481 Carriage Bolt, 3/8" x 1" 9 80680 Lockwasher, 3/8" 9 84944 Nut, 3/8"
11	38766	3	3	Bearing
12	38767	3	3	Collar 3 80429 Set Screw, 5/16" x 5/16"
13	137566	1	1	Split Spacer
14	32455	AR	AR	Washer
15	40912	2	2	Bevel Pinion 4 80435 Set Screw, Hex Socket Head, Cup Point, 3/8" x 3/4" 4 84969 Jam Nut, 3/8"
16	122736	1	1	Sprocket Weld Assembly, 18T 2 80435 Set Screw, Hex Socket Head, Cup Point, 3/8" x 3/4" 2 84969 Jam Nut, 3/8"
17	137574	1	1	Split Spacer
18	13796	1	1	Feeder Drive Chain, #RC 50 AR 25816 Offset Link, #RC 50 AR 25194 Connecting Link (Spring Clip Type) #RC 60 AR 25805 Roller Link, #RC 50
19	36633	AR	AR	Washer, 1 5/32" I.D. x 2" O.D. x .060 Thick
20	38741	AR	AR	Washer, 1 5/32" I.D. x 2" O.D. x .036 Thick
21	138759	2	2	Miter Gear
22	138755	2	2	Universal Joint Assembly, Lower
23	138757	2	2	Yoke and Shaft Assembly, Lower 2 80737 Cotter Pin, 3/16" x 1 1/2"
24	139842	4	4	Spider and Bearing Assembly
24A	95680	4	4	Spider and Bearing Service Kit
25	50836	4	4	Yoke 2 87876 Groove Pin Type "E", 1/4" x 1 1/2"
26	135423	4	4	Ball Bearing
27	137564	2	2	Shield Washer
28	138754	2	2	Sprocket, 11 Teeth 2 88716 Cap Screw, 3/8" x 1", Grade 8 (Peen after Assembly)
29	137576	2	2	Universal Shaft, Long (Outer)
30	138744	2	2	Universal Joint Assembly
31	138750	2	2	Yoke and Shaft Assembly, Upper 2 87973 Groove Pin, Type "E", 1/4" x 1 1/4"

AR - As Required

CONTINUE

MODEL 880R2 AND 880N2 2ROW ROW CROP

DRIVE SHAFT AND GATHERING CHAIN GROUP, SIDE (CONTINUED)

Ref. No.	Part No.	No. Used		Description
		R2	N2	
32	138743	2	2	Sprocket, 9 Teeth 2 88716 Cap Screw, 3/8" x 1", Grade 8 (Peen after Assembly)
33	214677	2	2	Bracket Weld Assembly ---Replaces 166205 8 87982 Cap Screw, 3/8" x 3/4" 4 80702 Plain Washer, 3/8" 8 80680 Lockwasher, 3/8" 8 84944 Nut, 3/8"
34	49436	4	4	Hex Bearing
35	26301	2	2	Washer
36	137627		2	Lower Gathering Chain, Long Flight, CA620 (Roller Type), 39 Pitches
	122944	2		Lower Gathering Chain, Long Flight, CA620 (Roller Type), 42 Pitches
36A	43614	AR	AR	Roller Link, CA620
36B	42948	AR	AR	Attachment Link Assy. (Incl. Flight Link and 2 Roller Links) CA620
	137632	AR	AR	Attachment Link Assy. (Incl. Flight Link, 1 Offset and 1 Roller Link) (CA620)
36	128751	AR	AR	Offset Link, CA620
36C	128694	AR	AR	Connector Link, CA620
37	138741	6	6	Idler Sprocket, 7 Teeth
38	66553	6	6	Bearing
39	12084	6	6	Retaining Ring
40	138728	6	6	Cap
41	27258	4	4	Stop
42	137467	4	4	Guard
43	137560	4	4	Washer
44	43513	4	4	Support Plate
45	214498	4	4	Bracket Weld Assembly 4 87574 Cap Screw, 5/8" x 3 1/2", Grade 5 AR 27697 Special Washer 4 84057 Lockwasher, 5/8" 4 84947 Nut, 5/8"
46	137575	4	4	Compression Spring
47	37895	4	4	Pin
48	137558	4	4	Support Plate Weld Assembly 8 88206 Cap Screw, 3/8" x 1" 8 80702 Plain Washer, 3/8"
49	137555	4	4	Cam Weld Assembly 4 84057 Lockwasher, 5/8" 4 84947 Nut, 5/8"
50	137559	4	4	Base Plate
51	122900	2	2	Top Gathering Chain
52	163198	2	2	Idler Support Weld Assembly 2 87574 Cap Screw, 5/8" x 3 1/2", Grade 5 2 80299 Plain Washer, 5/8" 2 84057 Lockwasher, 5/8" 2 84947 Nut, 5/8"
53	100635	2		Spacer
54	184347	1	1	Idler Sprocket, 15 Tooth 1 87974 Cap Screw, Hex Head, 1/2" x 2 3/4" AR 80700 Plain Washer, 1/2" 1 80679 Lockwasher, 1/2" 1 84946 Hex Nut, 1/2"

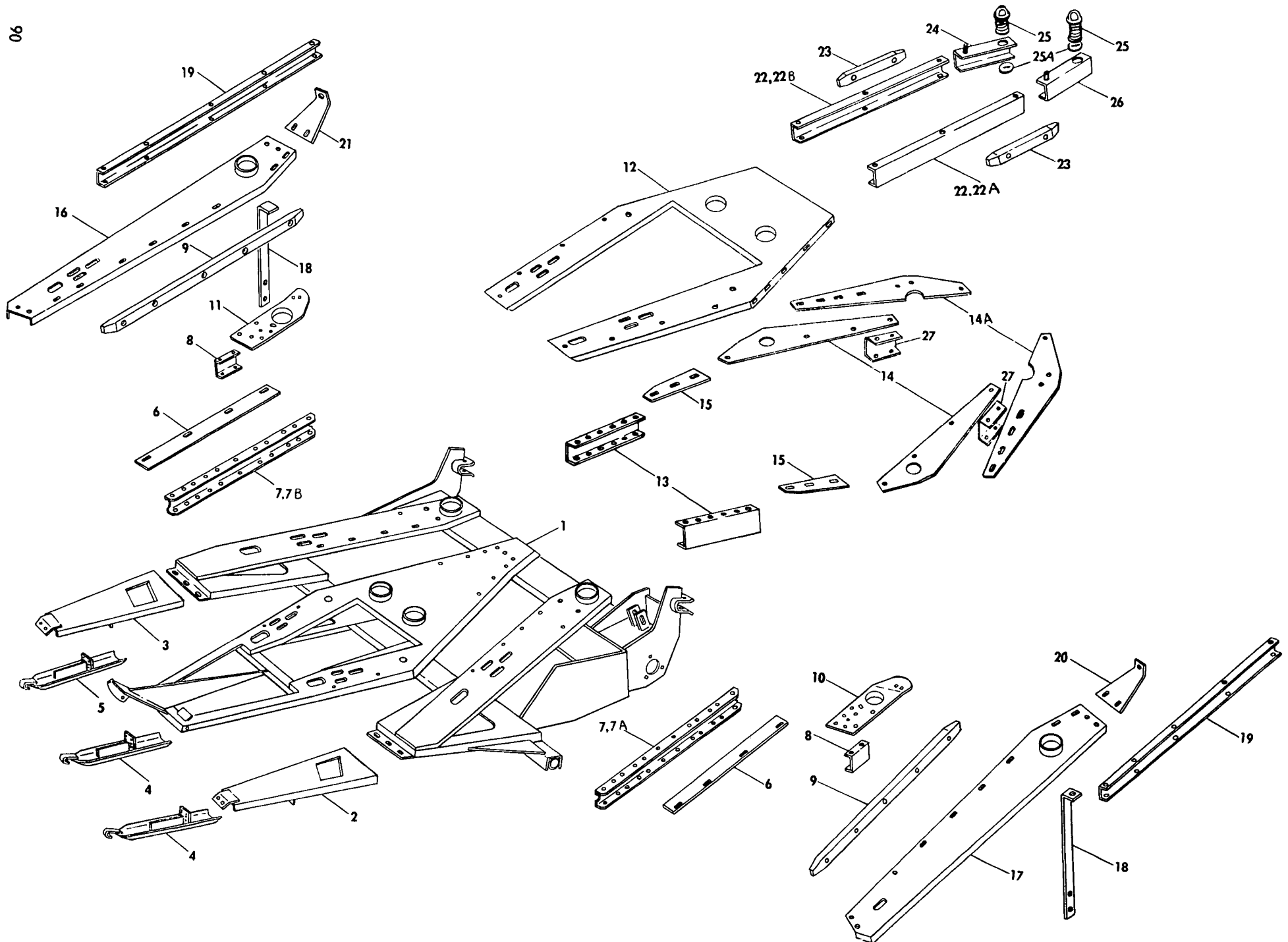
AR - As Required





MODEL 880R2 AND 880N2 2 ROW ROW CROP  
MAIN FRAME, CHAIN BOARD AND GUIDE GROUP

06



MODEL 880R2 AND 880N2 2ROW ROW CROP  
MAIN FRAME, CHAIN BOARD AND GUIDE GROUP

Ref. No.	Part No.	No. Used		Description
		R2	N2	
1	*169248	1		Main Frame Weld Assembly
	**174477		1	Main Frame Weld Assembly
2	226063	1	1	Extension Weld Assembly, L.H. ---Replaces 138885 3 88206 Cap Screw, 3/8" x 1" 3 81547 Lockwasher, 3/8" 3 84944 Nut, 3/8"
3	226064	1	1	Extension Weld Assembly, R.H. ---Replaces 138884 3 88206 Cap Screw, 3/8" x 1" 3 81547 Lockwasher, 3/8" 3 84944 Nut, 3/8"
4	137494	2	2	Shoe Weld Assembly, Left Hand 4 88206 Cap Screw, 3/8" x 1" 4 80702 Plain Washer, 3/8" 4 80680 Lockwasher, 3/8" 4 84944 Nut, 3/8"
5	137493	1	1	Shoe Weld Assembly, Right Hand 2 88206 Cap Screw, 3/8" x 1" 2 80702 Plain Washer, 3/8" 2 80680 Lockwasher, 3/8" 2 84944 Nut, 3/8"
6	137570	2		Spacer (Shown) (4 Slotted Holes)
	139270		2	Spacer (Not Shown) (3 Slotted Holes)
7	132749	2		Chain Guide Lower, Right and Left (Shown) 2 87096 Cap Screw, 5/16" x 1" 8 87000 Cap Screw, 5/16" x 3/4" 8 87139 Cap Screw, 1/4" x 3/4" 10 80664 Plain Washer, 5/16" 8 80701 Plain Washer, 1/4" 10 80681 Lockwasher, 5/16" 8 80682 Lockwasher, 1/4" 10 87289 Nut, 5/16" 8 84942 Nut, 1/4"
7A	139274		1	Chain Guide Lower, Left (Not Shown)
7B	139273		1	Chain Guide Lower, Right (Not Shown) 2 87096 Cap Screw, 5/16" x 1" 4 87000 Cap Screw, 5/16" x 3/4" 7 87139 Cap Screw, 1/4" x 3/4" 2 80664 Plain Washer, 5/16" 7 80701 Plain Washer, 1/4" 6 80681 Lockwasher, 5/16" 7 80682 Lockwasher, 1/4" 6 87289 Nut, 5/16" 7 84942 Nut, 1/4"
8	137626	2	2	Support 8 87000 Cap Screw, 5/16" x 3/4" 8 80681 Lockwasher, 5/16" 8 84943 Nut, 5/16"
9	43087	2	2	Chain Support 10 87252 Machine Screw, Truss Head, 1/4" x 1" 10 80701 Plain Washer, 1/4" 10 80682 Lockwasher, 1/4" 10 84942 Nut, 1/4"
10	137469	1	1	Stripper Weld Assembly, L.H.
11	137471	1	1	Stripper Weld Assembly, R.H.

CONTINUE

\*When replacing Main Frame on 880R2 before Serial No. 125601 order 138891 for correct supersession.

\*\*When replacing Main Frame on 880N2 before Serial No. 110974 order 139257 for correct supersession. 91

MODEL 880R2 AND 880N2 2 ROW ROW CROP

MAIN FRAME, CHAIN BOARD AND GUIDE GROUP (CONTINUED)

Ref. No.	Part No.	No. Used		Description
		R2	N2	
12	174503	1		Center Chain Board Weld Assembly
	174404		1	Center Chain Board Weld Assembly
				4 88206 Cap Screw, 3/8" x 1"
				4 80702 Plain Washer, 3/8"
				4 80680 Lockwasher, 3/8"
				4 84944 Nut, 3/8"
13	132544	2	2	Main Chain Guide, 8 1/8" Long
				4 87096 Cap Screw, 5/16" x 1"
				8 87139 Cap Screw, 1/4" x 3/4"
				4 80664 Plain Washer, 5/16"
				8 80701 Plain Washer, 1/4"
				4 80681 Lockwasher, 5/16"
				8 80682 Lockwasher, 1/4"
				4 84943 Nut, 5/16"
				8 84942 Nut, 1/4"
14	137581	2		Support Plate
14A	139277		2	Support Plate
15	143361	2		Support Plate, Front
16	138804	1		Chain Board Weld Assembly, R.H.
	139312		1	Chain Board Weld Assembly, R.H.
				2 87982 Cap Screw, 3/8" x 3/4"
				2 80680 Lockwasher, 3/8"
				2 84944 Nut, 3/8"
17	138805	1		Chain Board Weld Assembly, L.H.
	139311		1	Chain Board Weld Assembly, L.H.
				2 87982 Cap Screw, 3/8" x 3/4"
				2 80680 Lockwasher, 3/8"
				2 84944 Nut, 3/8"
18	137478	2	2	Brace
				4 84870 Cap Screw, 3/8" x 1 1/4"
				4 80680 Lockwasher, 3/8"
				4 84944 Nut, 3/8"
19	137577	2	2	Chain Guide, Upper
				10 87139 Cap Screw, 1/4" x 3/4"
				10 87096 Cap Screw, 5/16" x 1"
				10 80701 Plain Washer, 1/4"
				10 80664 Plain Washer, 5/16"
				10 80682 Lockwasher, 1/4"
				10 80681 Lockwasher, 5/16"
				10 84942 Nut, 1/4"
				10 84943 Nut, 5/16"
20	137579	1	1	Brace, L.H.
				2 87000 Cap Screw, Hex Head, 5/16" x 3/4"
				1 84896 Machine Screw, Truss Head, 5/16" x 3/4"
				3 80664 Plain Washer, 5/16"
				3 80681 Lockwasher, 5/16"
				3 84943 Nut, 5/16"
21	137580	1	1	Brace, R.H.
				1 84896 Machine Screw, Truss Head, 5/16" x 3/4"
				2 87000 Cap Screw, Hex Head, 5/16" x 3/4"
				3 80664 Plain Washer, 5/16"
				3 80681 Lockwasher, 5/16"
				3 84943 Nut, 5/16"
22	127046	2		Chain Guide (Shown)
22A	139275		1	Chain Guide (Not Shown)

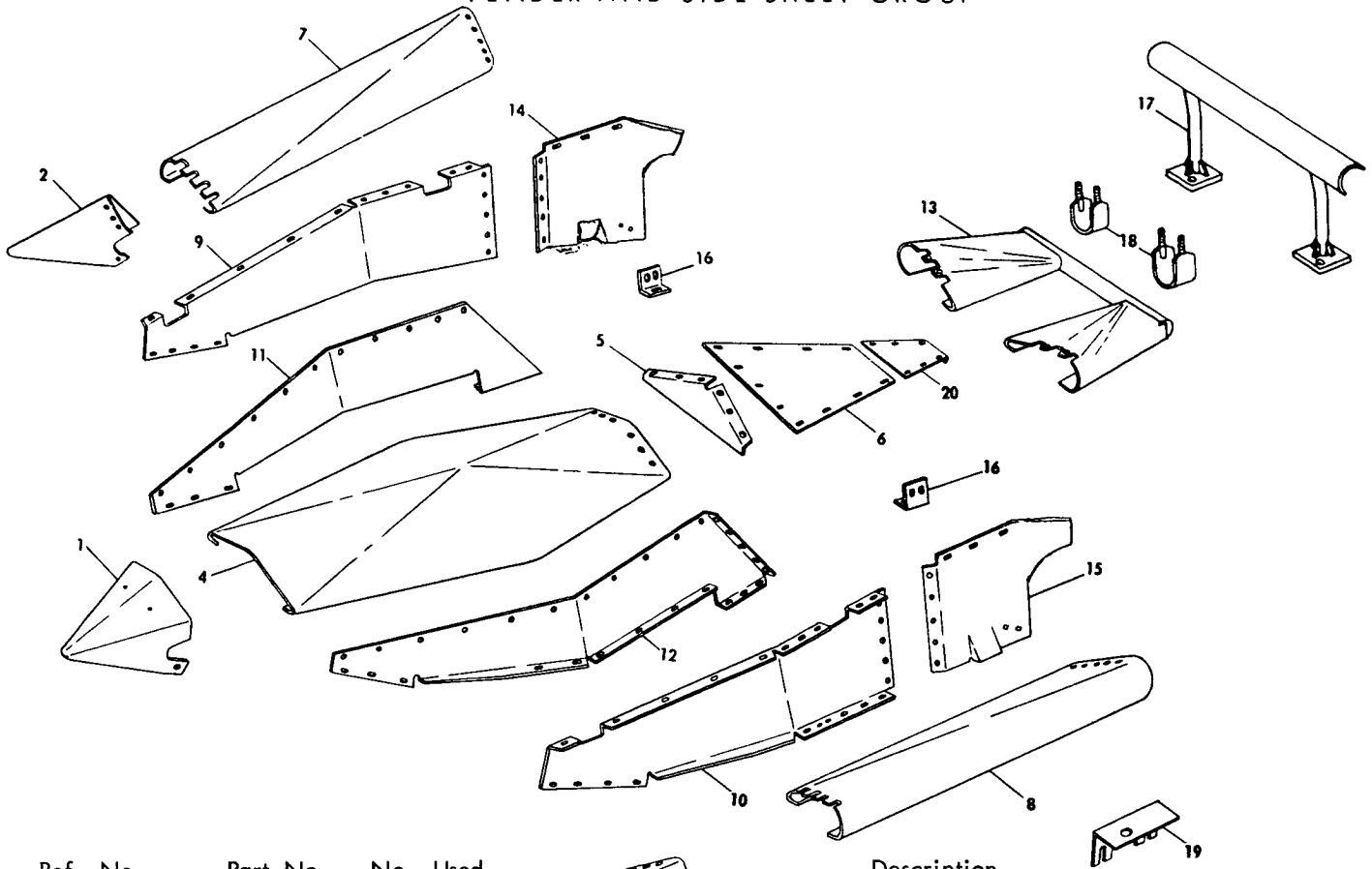
CONTINUE

MODEL 880R2 AND 880N2 2 ROW ROW CROP

MAIN FRAME, CHAIN BOARD AND GUIDE GROUP (CONTINUED)

Ref. No.	Part No.	No. Used		Description
		R2	N2	
22B	139276		1	Chain Guide, R.H. (Not Shown) 6 87096 Cap Screw, 5/16" x 1" 6 80664 Plain Washer, 5/16" 6 80681 Lockwasher, 5/16" 6 84943 Nut, 5/16"
23	137562	2	2	Chain Support 4 87252 Machine Screw, Truss Head, 1/4" x 1" 4 80702 Plain Washer, 1/4" 4 80682 Lockwasher, 1/4" 4 84942 Nut, 1/4"
24	139279	1	1	Chain Guide w/T33449 Fastener 2 87096 Cap Screw, 5/16" x 1" 4 80664 Plain Washer, 5/16" 2 80681 Lockwasher, 5/16" 2 84943 Nut, 5/16" 1 88383 Cotter Pin, 3/32" x 1/2"
25	133449	2	2	Fastener
25A	171495	2	2	Washer
26	139278	1	1	Chain Guide w/T33449 Fastener 2 87096 Cap Screw, 5/16" x 1" 4 80664 Plain Washer, 5/16" 2 80681 Lockwasher, 5/16" 2 84943 Nut, 5/16" 1 88788 Cotter Pin, 3/32" x 1/2"
27	164675	2		Channel, 2 1/4" Long 8 87000 Cap Screw, Hex Head, 5/16" x 3/4" 4 80664 Plain Washer, 5/16" 8 80681 Lockwasher, 5/16" 8 84943 Nut, 5/16"

MODEL 88GR2 AND 88GN2 2 ROW ROW CROP  
FENDER AND SIDE SHEET GROUP



Ref. No.	Part No.	No. Used R2	N2	Description
1	175230 175229	1	1	Center Point Weld Assembly Center Point Weld Assembly 4 87101 Machine Screw, Truss Head, 3/8" x 3/4" 4 80664 Plain Washer, 3/8" 4 80680 Lockwasher, 3/8" 4 84944 Nut, 3/8"
2	137594	1	1	Divider Point Weld Assembly, R.H. 3 84896 Machine Screw, Truss Head, 5/16" x 3/4" 3 87101 Machine Screw, Truss Head, 3/8" x 3/4" 3 80664 Plain Washer, 5/16" 3 80681 Lockwasher, 5/16" 3 80680 Lockwasher, 3/8" 3 84943 Nut, 5/16" 3 84969 Hex Jam Nut, 3/8"
3	137502	1	1	Divider Point Weld Assembly, L.H. 3 84896 Machine Screw, Truss Head, 5/16" x 3/4" 3 87101 Machine Screw, Truss Head, 3/8" x 3/4" 3 80664 Plain Washer, 5/16" 3 80681 Lockwasher, 5/16" 3 80680 Lockwasher, 3/8" 3 84943 Nut, 5/16" 3 84969 Hex Jam Nut, 3/8"
4	137620 139297	1	1	Hood Weld Assembly Hood Weld Assembly 6 84909 Machine Screw, Truss Head, 1/4" x 3/4" 6 80701 Plain Washer, 1/4" 6 80682 Lockwasher, 1/4" 6 84942 Nut, 1/4"
5	137631	1	1	End Plate

CONTINUE

MODEL 880R2 AND 880N2 2 ROW ROW CROPS  
FENDER AND SIDE SHEET GROUP (CONTINUED)

Ref. No.	Part No.	No. Used		Description
		R2	N2	
6	**137617	1		Rear Sheet
	*171751	1	1	Rear Sheet
	**139292		1	Rear Sheet
				8 84467 Machine Screw, Truss Head, 1/4" x 1/2"
				5 84909 Machine Screw, Truss Head, 1/4" x 3/4"
				8 80701 Plain Washer, 1/4"
7	137584	1	1	Fender, Right Hand
				6 84467 Machine Screw, Truss Head, 1/4" x 1/2"
				6 80701 Plain Washer, 1/4"
				6 80682 Lockwasher, 1/4"
				6 84942 Nut, 1/4"
8	137585	1	1	Fender, Left Hand
				6 84467 Machine Screw, Truss Head, 1/4" x 1/2"
				6 80701 Plain Washer, 1/4"
				6 80682 Lockwasher, 1/4"
				6 84942 Nut, 1/4"
9	137613	1		Side Sheet Weld Assembly, R.H.
				139258
		9	3	87000 Cap Screw, 5/16" x 3/4"
		4	4	84909 Machine Screw, Truss Head, 1/4" x 3/4"
		18	6	80664 Plain Washer, 5/16"
		4	4	80701 Plain Washer, 1/4"
		9	3	80681 Lockwasher, 5/16"
		4	4	80682 Lockwasher, 1/4"
		9	3	84943 Nut, 5/16"
		4	4	84942 Nut, 1/4"
10	137612	1		Side Sheet Weld Assembly, L.H.
				139302
		9	3	87000 Cap Screw, 5/16" x 3/4"
		4	4	84909 Machine Screw, Truss Head, 1/4" x 3/4"
		18	6	80664 Plain Washer, 5/16"
		4	4	80701 Plain Washer, 1/4"
		9	3	80681 Lockwasher, 5/16"
		4	4	80682 Lockwasher, 1/4"
		9	3	84943 Nut, 5/16"
		4	4	84942 Nut, 1/4"
11	*174501	1		Side Sheet Inner, R.H.
	**138801	1		Side Sheet Inner, R.H.
	*171756		1	Side Sheet Inner, R.H.
	**139305		1	Side Sheet Inner, R.H.
				8 87139 Cap Screw, Hex Head, 1/4" x 3/4"
			6 84909 Machine Screw, Truss Head, 1/4" x 3/4"	
			14 80701 Plain Washer, 1/4"	
			14 80682 Lockwasher, 1/4"	
			14 84942 Nut, 1/4"	
12	*174502	1		Side Sheet Inner, L.H.
	**138802	1		Side Sheet Inner, L.H.
	*171757		1	Side Sheet Inner, L.H.
	**139307		1	Side Sheet Inner, L.H.
				8 87139 Cap Screw, Hex Head, 1/4" x 3/4"
			6 84909 Machine Screw, Truss Head, 1/4" x 3/4"	
			14 80701 Plain Washer, 1/4"	
			14 80682 Lockwasher, 1/4"	
			14 84942 Nut, 1/4"	

\* Used on and above Serial No. 110201 on 880R2 and 110751 on 880N2

\*\* Used on and below Serial No. 110200 on 880R2 and 110750 on 880N2

CONTINUE

MODEL 880R2 AND 880N2 2 ROW ROW CROPS  
FENDER AND SIDE SHEET GROUP

Ref. No.	Part No.	No. Used		Description
		R2	N2	
13	137590	1		Fender Tip Weld Assembly
	139308		1	Fender Tip Weld Assembly 4 87000 Cap Screw, 5/16" x 3/4" 4 80299 Plain Washer, 5/16" 4 80681 Lockwasher, 5/16" 4 84943 Nut, 5/16"
14	137582	1		Side Sheet Rear, R.H.
	139291		1	Side Sheet Rear, R.H. 8 84467 Machine Screw, Truss Head, 1/4" x 1/2" 2 87139 Cap Screw, 1/4" x 3/4" 7 80701 Plain Washer, 1/4" 10 80682 Lockwasher, 1/4" 10 84942 Nut, 1/4"
15	137583	1		Side Sheet Rear, L.H.
	139290		1	Side Sheet Rear, L.H. 8 84467 Machine Screw, Truss Head, 1/4" x 1/2" 2 87139 Cap Screw, 1/4" x 3/4" 7 80701 Plain Washer, 1/4" 10 80682 Lockwasher, 1/4" 10 84942 Nut, 1/4"
16	137573	2	2	Bracket 2 88481 Carriage Bolt, 3/8" x 1" 4 84826 Carriage Bolt, 5/16" x 3/4" 2 80702 Plain Washer, 3/8" 4 80664 Plain Washer, 5/16" 2 80680 Lockwasher, 3/8" 4 80681 Lockwasher, 5/16" 2 84943 Nut, 3/8" 4 84944 Nut, 5/16"
17	138896	1	1	Stack Bumper Weld Assembly
18	54097	2	2	Strap Weld Assembly 4 80680 Lockwasher, 3/8" 4 84944 Nut, 3/8"
19	163197	1	1	Trash Shield
20	**144169	1		Bottom Rear Sheet
	**144168		1	Bottom Rear Sheet
	*171752	1	1	Bottom Rear Sheet 4 84467 Machine Screw, Truss Head, 1/4" x 1/2" 4 80701 Plain Washer, 1/4" 4 80682 Lockwasher, 1/4" 4 84942 Nut, 1/4"

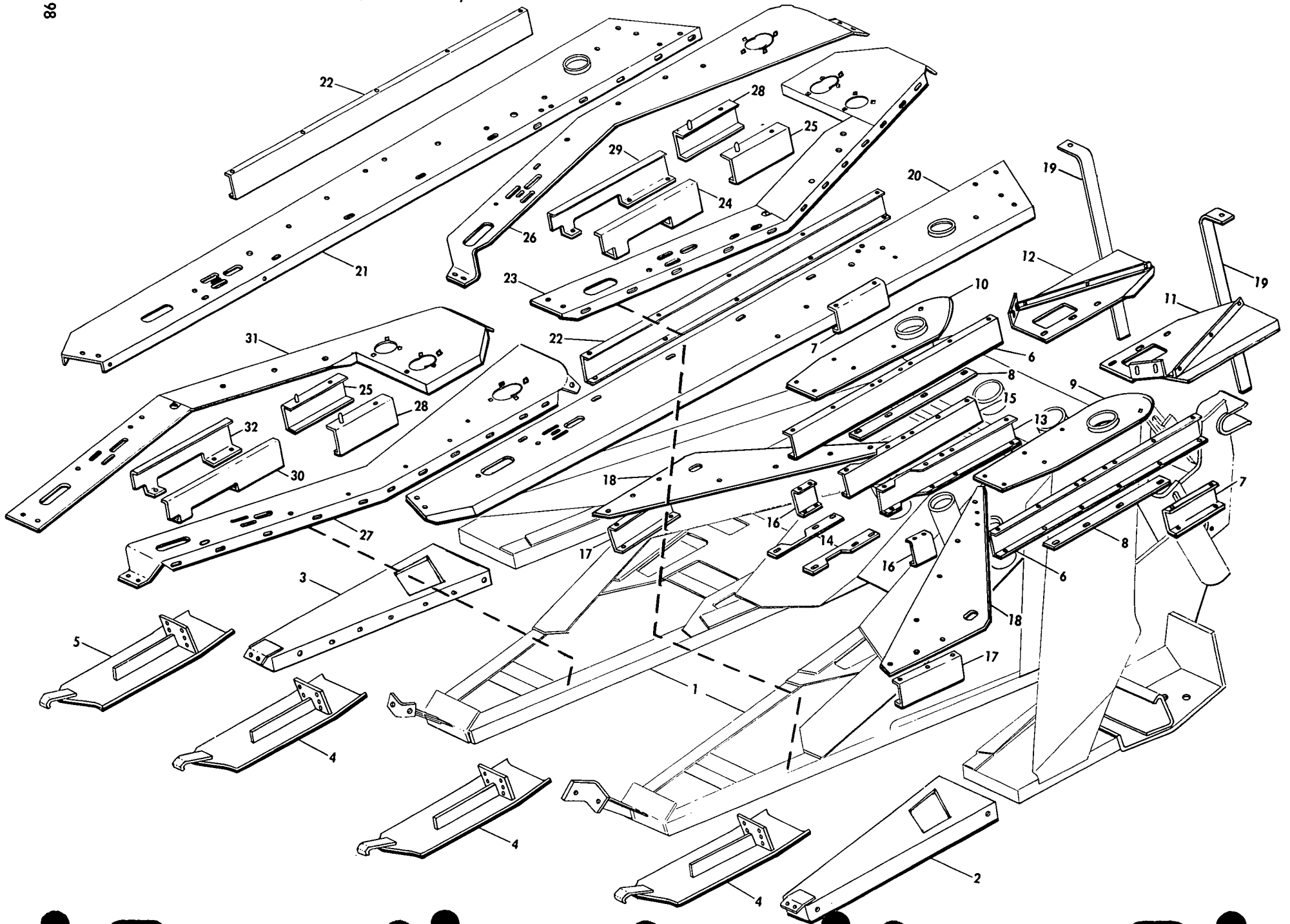
\* Used on and Above 880R2 Serial No. 110201 880N2 110751

\*\* Used on and Below 880R2 Serial No. 110200 880N2 110750



NOTES

MAIN FRAME, CHAINBOARDS AND CHAIN GUIDE CHANNELS



MODEL 880 N3 ROW CROP  
MAIN FRAME, CHAINBOARDS AND CHAIN GUIDE CHANNELS

Ref. No.	Part No.	No. Used	Description
1	178512	1	Frame Weld Assembly
2	226063	1	Extension Weld Assembly, L.H. ---Replaces 138885 3 88206 Cap Screw, 3/8" x 1" 3 80680 Lockwasher, 3/8" 3 84944 Nut, 3/8"
3	226064	1	Extension Weld Assembly, R.H. ---Replaces 138884 3 88206 Cap Screw, 3/8" x 1" 3 80680 Lockwasher, 3/8" 3 84944 Nut, 3/8"
4	137494	3	Shoe Weld Assembly, L.H. 6 88206 Cap Screw, 3/8" x 1" 2 34187 Washer, Special 6 80680 Lockwasher, 3/8" 6 84944 Nut, 3/8"
5	137493	1	Shoe Weld Assembly, R.H. 2 88206 Cap Screw, 3/8" x 1" 2 34187 Washer, Special 2 80680 Lockwasher, 3/8" 2 84944 Nut, 3/8"
6	164672	2	Channel, 25 7/8" Long 12 87000 Cap Screw, 5/16" x 3/4" 4 80664 Plain Washer, 5/16" 12 80681 Lockwasher, 5/16" 12 84943 Nut, 5/16"
7	164671	2	Channel, 6" Long 4 87000 Cap Screw, 5/16" x 3/4" 4 80681 Lockwasher, 5/16" 4 84943 Nut, 5/16"
8	164677	2	Wear Strip 8 87139 Cap Screw, 1/4" x 3/4" 8 80701 Plain Washer, 1/4" 8 80682 Lockwasher, 1/4" 8 84942 Nut, 1/4"
9	164788	1	Stripper Weld Assembly, L.H. 5 87139 Cap Screw, 1/4" x 3/4" 3 80701 Plain Washer, 1/4" 5 80682 Lockwasher, 1/4" 5 84942 Nut, 1/4"
10	164789	1	Stripper Weld Assembly, R.H. 5 87139 Cap Screw, 1/4" x 3/4" 3 80701 Plain Washer, 1/4" 5 80682 Lockwasher, 1/4" 5 84942 Nut, 1/4"
11	164814	1	Lower Chainboard Stripper Weld Assembly, L.H. 3 87139 Cap Screw, 1/4" x 3/4" 2 87000 Machine Screw, Truss Head, 5/16" x 3/4" 2 84896 Machine Screw, Truss Head, 5/16" x 3/4" 4 80664 Plain Washer, 5/16" 3 80701 Plain Washer, 1/4" 4 80681 Lockwasher, 5/16" 3 80682 Lockwasher, 1/4" 4 84943 Nut, 5/16" 3 84942 Nut, 1/4"
12	164815	1	Lower Chain Board Stripper Weld Assembly, R.H. 3 87139 Cap Screw, 1/4" x 3/4" 2 87000 Machine Screw, Truss Head, 5/16" x 3/4" 2 84896 Machine Screw, Truss Head, 5/16" x 3/4" 4 80664 Plain Washer, 5/16" 3 80701 Plain Washer, 1/4"

CONTINUE

MODEL 880 N3 ROW CROP  
 MAIN FRAME, CHAINBOARDS AND CHAIN GUIDE CHANNELS (CONTINUED)

Ref. No.	Part No.	No. Used	Description
			4 80681 Lockwasher, 5/16"
			3 80682 Lockwasher, 1/4"
			4 84943 Nut, 5/16"
			3 84942 Nut, 1/4"
13	167465	1	Channel, Left Hand
			6 87362 Plain Washer, 5/16"
			6 80681 Lockwasher, 5/16"
			6 84943 Nut, 5/16"
14	164676	2	Wear Strip
			6 87139 Cap Screw, 1/4" x 3/4"
			6 80701 Plain Washer, 1/4"
			6 80682 Lockwasher, 1/4"
			6 84942 Nut, 1/4"
15	167466	1	Channel, Right Hand
			6 87362 Plain Washer, 5/16"
			6 80681 Lockwasher, 1/4"
			6 84943 Nut, 1/4"
16	164675	2	Channel
			4 87000 Cap Screw, 5/16" x 3/4"
			4 80681 Lockwasher, 5/16"
			4 84943 Nut, 5/16"
17	164674	2	Channel
			4 87000 Cap Screw, 5/16" x 3/4"
			4 87139 Cap Screw, 1/4" x 3/4"
			4 80681 Lockwasher, 5/16"
			4 80682 Lockwasher, 1/4"
			4 84943 Nut, 5/16"
			4 84942 Nut, 1/4"
18	164762	2	Wear Plate
			10 87139 Cap Screw, 1/4" x 3/4"
			4 84896 Machine Screw, Truss Head, 5/16" x 3/4"
			10 80701 Plain Washer, 1/4"
			4 80664 Plain Washer, 5/16"
			10 80682 Lockwasher, 1/4"
			4 80681 Lockwasher, 5/16"
			10 84942 Nut, 1/4"
			4 84943 Nut, 5/16"
19	137478	2	Brace
			4 84870 Cap Screw, 3/8" x 1 1/4"
			4 80680 Lockwasher, 3/8"
			4 84944 Nut, 3/8"
20	164823	1	Upper Chainboard Weld Assembly, Outer, L.H.
			2 88206 Cap Screw, 3/8" x 1"
			2 80680 Lockwasher, 3/8"
			2 84944 Nut, 3/8"
21	164824	1	Upper Chainboard Weld Assembly, Outer, R.H.
			2 88206 Cap Screw, 3/8" x 1"
			2 80680 Lockwasher, 3/8"
			2 84944 Nut, 3/8"
22	137577	2	Chain Guide Channel, Upper
			2 87096 Cap Screw, 5/16" x 1"
			8 87000 Cap Screw, 5/16" x 3/4"
			13 80664 Plain Washer, 5/16"
			2 80681 Lockwasher, 5/16"
			2 84943 Nut, 5/16"
23	227086	1	Upper Middle Chainboard Weld Assembly, L.H. ---Replaces 164840
			2 87982 Cap Screw, 3/8" x 3/4"
			2 80680 Lockwasher, 3/8"
			2 84944 Nut, 3/8"

CONTINUE

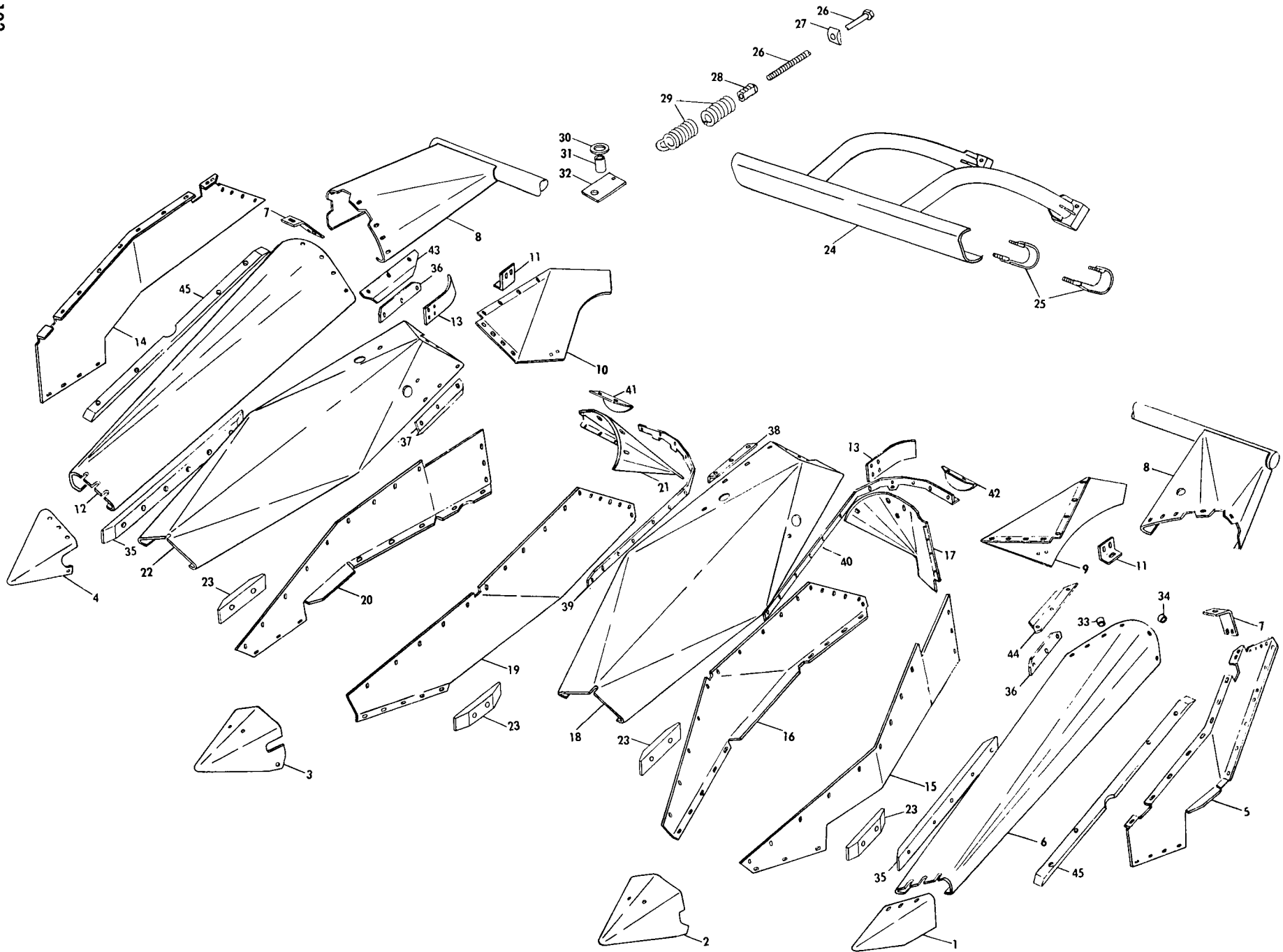
MODEL 880 N3 ROW CROP

MAIN FRAME, CHAINBOARDS AND CHAIN GUIDE CHANNELS (CONTINUED)

Ref. No.	Part No.	No. Used	Description
24	164668	1	Channel Upper Left Island, Left Hand 3 87096 Cap Screw, 5/16" x 1" 3 80664 Plain Washer, 5/16" 3 80681 Lockwasher, 5/16" 3 84943 Nut, 5/16"
25	164640	2	Chain Guide Weld Assembly, L.H. 4 87000 Cap Screw, 5/16" x 3/4" 4 80664 Plain Washer, 5/16" 4 80681 Lockwasher, 5/16" 4 84943 Nut, 5/16"
26	227085	1	Upper Center Chain Board Weld Assembly, R.H. ---Replaces 164755 2 87982 Cap Screw, 3/8" x 3/4" 2 80680 Lockwasher, 3/8" 2 84944 Nut, 3/8"
27	227084	1	Upper Center Chainboard Weld Assembly, L.H. ---Replaces 164756 2 88206 Cap Screw, 3/8" x 1" 2 80702 Plain Washer, 3/8" 2 80680 Lockwasher, 3/8" 2 84944 Nut, 3/8"
28	164643	2	Chain Guide Weld Assembly 4 87000 Cap Screw, 5/16" x 3/4" 4 80664 Plain Washer, 5/16" 4 80681 Lockwasher, 5/16" 4 84943 Nut, 5/16"
29	164669	1	Channel, Left Island, Right Hand 3 87096 Cap Screw, 5/16" x 1" 3 80664 Plainwasher, 3/8" 3 80681 Lockwasher, 5/16" 3 84943 Nut, 5/16"
30	164670	1	Channel, Right Island, Left Hand 3 87000 Cap Screw, 5/16" x 3/4" 3 80681 Lockwasher, 5/16" 3 84943 Nut, 5/16"
31	227087	1	Upper Middle Chainboard Weld Assembly, R.H. ---Replaces 164839 2 88206 Cap Screw, 3/8" x 1" 2 80702 Plainwasher, 3/8" 2 80680 Lockwasher, 3/8" 2 84944 Nut, 3/8"
32	164667	1	Channel, Right Island, Right Hand 3 87000 Cap Screw, 5/16" x 3/4" 3 80681 Lockwasher, 5/16" 3 84943 Nut, 5/16"

MODEL 880 N3 ROW CROP  
DIVIDER POINTS, FENDERS, STALK BREAKER AND SPRING ASSIST GROUP

102



MODEL 880 N3 ROW CROP  
DIVIDER POINTS, FENDERS, STALK BREAKER AND SPRING ASSIST GROUP

Ref. No.	Part No.	No. Used	Description
1	137502	1	Divider Point Weld Assembly, R.H. 2 87101 Machine Screw, Truss Head, 3/8" x 3/4" 4 84896 Machine Screw, Truss Head, 5/16" x 3/4" 4 80664 Plain Washer, 5/16" 2 80680 Lockwasher, 3/8" 4 80681 Lockwasher, 5/16" 2 84944 Nut, 3/8" 4 84943 Nut, 5/16"
2	164787	1	Gathering Point Weld Assembly, L.H. 4 87101 Machine Screw, Truss Head, 3/8" x 3/4" 4 80680 Lockwasher, 3/8" 4 84944 Nut, 3/8"
3	164786	1	Gathering Point Weld Assembly, R.H. 4 87101 Machine Screw, Truss Head, 3/8" x 3/4" 4 80680 Lockwasher, 3/8" 4 84944 Nut, 3/8"
4	137594	1	Divider Point Weld Assembly, R.H. 2 87101 Machine Screw, Truss Head, 3/8" x 3/4" 4 84896 Machine Screw, Truss Head, 5/16" x 3/4" 4 80664 Plain Washer, 5/16" 2 80680 Lockwasher, 3/8" 4 80681 Lockwasher, 5/16" 2 84944 Nut, 3/8" 4 84943 Nut, 5/16"
5	164826	1	Side Sheet Outside Weld Assembly, L.H. 7 84468 Machine Screw, Truss Head, 1/4" x 5/8" 4 84909 Machine Screw, Truss Head, 1/4" x 3/4" 11 80701 Plain Washer, 1/4" 11 80682 Lockwasher, 1/4" 11 84942 Nut, 1/4"
6	137585	1	Fender, Left Hand 5 88503 Cap Screw, 1/4" x 1/2" 5 84467 Machine Screw, Truss Head, 1/4" x 1/2" 10 80701 Plain Washer, 1/4" 10 80682 Lockwasher, 1/4" 10 84942 Nut, 1/4"
7	165563	2	Brace 4 84896 Machine Screw, Truss Head, 5/16" x 3/4" 4 80664 Plain Washer, 5/16" 4 80681 Lockwasher, 5/16" 4 84943 Nut, 5/16"
8	164784	1	Fender Tip Weld Assembly 6 87000 Cap Screw, 5/16" x 3/4" 6 80299 Plain Washer, 5/16" 6 80681 Lockwasher, 5/16" 6 84943 Nut, 5/16"
9	165233	1	Rear Side Sheet Outside, L.H. 4 84467 Machine Screw, Truss Head, 1/4" x 1/2" 2 84826 Carriage Bolt, 5/16" x 1" 4 80701 Plain Washer, 1/4" 2 80664 Plain Washer, 5/16" 4 80682 Lockwasher, 1/4" 2 80681 Lockwasher, 5/16" 4 84942 Nut, 1/4" 2 84944 Nut, 5/16"

CONTINUE

MODEL 880 N3 ROW CROP  
 DIVIDER POINTS, FENDERS, STALK BREAKER AND SPRING ASSIST GROUP (CONTINUED)

Ref. No.	Part No.	No. Used	Description
10	165234	1	Rear Side Sheet Outside, R.H. 4 84467 Machine Screw, Truss Head, 1/4" x 1 1/2" 2 84826 Carriage Bolt, 5/16" x 1" 4 80701 Plain Washer, 1/4" 2 80664 Plain Washer, 5/16" 4 80682 Lockwasher, 1/4" 2 80681 Lockwasher, 5/16" 4 84942 Hex Nut, 1/4" 2 84944 Hex Nut, 5/16"
11	137573	2	Bracket 2 88481 Carriage Bolt, 3/8" x 1" 2 80702 Plain Washer, 3/8" 2 80680 Lockwasher, 3/8" 2 84944 Hex Nut, 3/8"
12	137584	1	Fender, R.H. 5 88503 Cap Screw, Hex Head, 1/4" x 1/2" 5 84467 Machine Screw, Truss Head, 1/4" x 1/2" 10 80701 Plain Washer, 1/4" 10 80682 Lockwasher, 1/4" 10 84942 Hex Nut, 1/4"
13	227088	2	Guide ---Replaces 184115 8 84896 Machine Screw, Truss Head, 5/16" x 3/4" 8 80681 Lockwasher, 5/16" 8 84943 Hex Nut, 5/16"
14	164825	1	Side Sheet Weld Assembly, R.H. 7 84468 Machine Screw, Truss Head, 1/4" x 5/8" 4 84909 Machine Screw, Truss Head, 1/4" x 3/4" 11 80701 Plain Washer, 1/4" 11 80682 Lockwasher, 1/4" 11 84942 Hex Nut, 1/4"
15	*164781	1	Side Sheet Middle Weld Assembly, L.H.
	**227119	1	Side Sheet Middle Weld Assembly, L.H. 3 84896 Machine Screw, Truss Head, 5/16" x 3/4" 7 84468 Machine Screw, Truss Head, 1/4" x 5/8" 3 80664 Plain Washer, 5/16" 7 80701 Plain Washer, 1/4" 3 80681 Lockwasher, 5/16" 7 80682 Lockwasher, 1/4" 3 84943 Hex Nut, 5/16" 7 84942 Hex Nut, 1/4"
16	164783	1	Side Sheet Weld Assembly, L.H. 5 84896 Machine Screw, Truss Head, 5/16" x 3/4" 13 84468 Machine Screw, Truss Head, 1/4" x 5/8" 1 84909 Machine Screw, Truss Head, 1/4" x 3/4" 5 80664 Plain Washer, 5/16" 14 80701 Plain Washer, 1/4" 5 80681 Lockwasher, 5/16" 14 80682 Lockwasher, 1/4" 5 84943 Hex Nut, 5/16" 14 84942 Hex Nut, 1/4"
17	*164857	1	Rear Panel, L.H.
	**227118	1	Rear Panel Weld Assembly, L.H. 5 84467 Machine Screw, Truss Head, 1/4" x 1/2" 4 88503 Cap Screw, Hex Head, 1/4" x 1/2" 1 80230 Machine Screw, Truss Head, 1/4" x 3/4" 7 80701 Plain Washer, 1/4" 10 80682 Lockwasher, 1/4" 6 84942 Hex Nut, 1/4"

CONTINUE



MODEL 880 N3 ROW CROP  
 DIVIDER POINTS, FENDERS, STALK BREAKER AND SPRING ASSIST GROUP (CONTINUED)

Ref. No.	Part No.	No. Used	Description
18	227089	1	Top Panel Weld Assembly, L.H. ---Replaces 164859 2 88206 Cap Screw, Hex Head, 3/8" x 1" 2 80681 Lockwasher, 3/8"
19	164782	1	Side Sheet Weld Assembly, R.H. 5 84896 Machine Screw, Truss Head, 5/16" x 3/4" 13 84468 Machine Screw, Truss Head, 1/4" x 5/8" 1 84909 Machine Screw, Truss Head, 1/4" x 3/4" 5 80664 Plain Washer, 5/16" 14 80701 Plain Washer, 1/4" 5 80681 Lockwasher, 5/16" 14 80682 Lockwasher, 1/4" 5 84943 Hex Nut, 5/16" 14 84942 Hex Nut, 1/4"
20	*164780	1	Side Sheet Weld Assembly, R.H.
	**227120	1	Side Sheet Weld Assembly, R.H. 3 84896 Machine Screw, Truss Head, 5/16" x 3/4" 7 84468 Machine Screw, Truss Head, 1/4" x 5/8" 3 80664 Plain Washer, 5/16" 7 80701 Plain Washer, 1/4" 3 80681 Lockwasher, 5/16" 7 80682 Lockwasher, 1/4" 3 84943 Hex Nut, 5/16" 7 84942 Hex Nut, 1/4"
21	*164856	1	Rear Panel, R.H.
	**227117	1	Rear Panel Weld Assembly, R.H. 5 84467 Machine Screw, Truss Head, 1/4" x 1/2" 4 88503 Cap Screw, Hex Head, 1/4" x 1/2" 1 80230 Machine Screw, Truss Head, 1/4" x 3/4" 7 80701 Plain Washer, 1/4" 10 80682 Lockwasher, 1/4" 6 84942 Hex Nut, 1/4"
22	227090	1	Top Panel Weld Assembly, R.H. ---Replaces 164858 2 88206 Cap Screw, Hex Head, 3/8" x 1" 2 80681 Lockwasher, 3/8"
23	137562	AR	Chain Support (6 used BSN, 4 used ASN 138536) AR 87252 Machine Screw, Truss Head, 1/4" x 1" AR 80701 Plain Washer, 1/4" AR 80682 Lockwasher, 1/4" AR 84942 Hex Nut, 1/4"
24	243279	1	Stalk Bumper Weld Assembly
25	54097	2	Strap Weld Assembly 4 80680 Lockwasher, 3/8" 4 84944 Hex Nut, 3/8"
26	217203	1	Bolt ---Replaces 36249
27	144251	1	Rocker
28	121373	1	Spring Nut
29	144261	1	Spring
30	56867	1	Washer 1 88007 Cap Screw, Hex Head, 3/4" x 4 1/2" 1 87340 Lockwasher, 3/4" 1 84948 Hex Nut, 3/4"
31	27150	1	Spacer
32	163315	1	Bracket
33	47308	6	Spacer 4 84484 Machine Screw, Truss Head, 1/4" x 1 1/4" 4 80701 Plain Washer, 1/4" 4 80682 Lockwasher, 1/4" 4 84942 Hex Nut, 1/4"

AR - As Required

CONTINUE

MODEL 880 N3 ROW CROP  
 DIVIDER POINTS, FENDERS, STALK BREAKER AND SPRING ASSIST GROUP (CONTINUED)

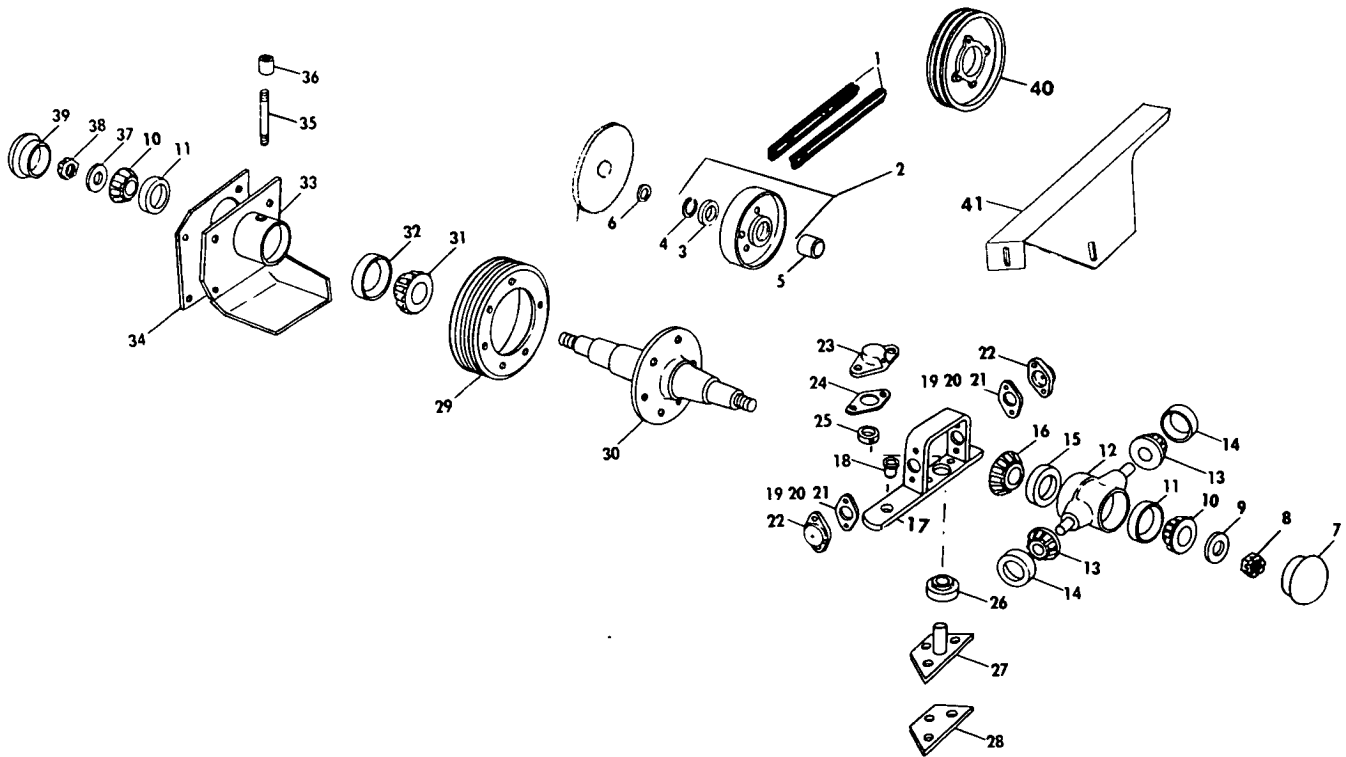
Ref. No.	Part No.	No. Used	Description
34	00293	2	Spacer 2 84764 Machine Screw, Truss Head, 1/4" x 1 3/4" 2 80701 Plain Washer, 1/4" 2 80682 Lockwasher, 1/4" 2 84942 Hex Nut, 1/4"
35	**226971	2	Chain Support 10 87252 Machine Screw, Truss Head, 1/4" x 1" 10 80701 Plain Washer, 1/4" 10 80682 Lockwasher, 1/4" 10 84942 Hex Nut, 1/4"
36	**226481	2	Stripper 2 80373 Machine Screw, Truss Head, 1/4" x 5/8" 2 80701 Plain Washer, 1/4" 2 80682 Lockwasher, 1/4" 2 84942 Hex Nut, 1/4"
37	**226480	1	Stripper R.H. 6 80370 Machine Screw, Truss Head, 5/16" x 3/4" 6 80664 Plain Washer, 5/16" 6 145458 Locknut, 5/16"
38	**226479	1	Stripper, L.H. 6 80370 Machine Screw, Truss Head, 5/16" x 3/4" 6 80664 Plain Washer, 5/16" 6 145458 Locknut, 5/16"
39	**226570	1	Stripper, R.H.
40	**226571	1	Stripper, L.H.
41	**227028	1	Guard, R.H. 2 84896 Machine Screw, Truss Head, 5/16" x 3/4" 2 80664 Plain Washer, 5/16" 2 80681 Lockwasher, 5/16" 2 84943 Hex Nut, 5/16"
42	**227027	1	Guard, L.H. 2 84896 Machine Screw, Truss Head, 5/16" x 3/4" 2 80664 Plain Washer, 5/16" 2 80681 Lockwasher, 5/16" 2 84943 Hex Nut, 5/16"
43	**226569	1	Stripper, R.H.
44	**226972	1	Stripper, L.H.
45	**227083	2	Wear Strip 8 87252 Machine Screw, Truss Head, 1/4" x 1" 8 80701 Plain Washer, 1/4" 8 80682 Lockwasher, 1/4" 8 84942 Hex Nut, 1/4"

\* Used on and below Serial No. 138535

\*\* Used on and above Serial No. 138536

NOTES

MODEL 880 N3 ROW CROP  
KNIFE DRIVE GROUP



Ref. No.	Part No.	No. Used	Description
1	*164706	1	Matched Set of 2 Drive Belts
	**198683	1	Matched Set of 2 Drive Belts
	*165327	2	Single Drive Belt
	**198684	2	Single Drive Belt
2	128249	1	Idler Assembly w/Bearing and Retaining Ring
3	65391	1	Ball Bearing
4	12084	1	Retaining Ring
5	39233	1	Hub
6	36911	2	Washer
			1 87338 Hex Head, Cap Screw, 5/8" x 3"
			4 87365 Plain Washer, 5/8"
			1 84057 Lockwasher, 5/8"
			1 84947 Hex Nut, 5/8"
7	56868	1	Hub Cap
8	84996	1	Slotted Nut, 3/4"
9	32362	1	Washer
10	36726	2	Bearing Cone
11	36723	2	Bearing Cup
12	130682	1	Hub and Bearing Cup Assembly
13	67372	2	Cone w/Seal
14	36725	2	Cup
15	67526	1	Bearing Cup
16	67527	1	Bearing Cone
17	134144	1	Yoke Weld Assembly w/Bushing #127637
18	127637	1	Bushing
19	126106	AR	Shim, .020" Thick
20	67375	AR	Shim, .005" Thick
21	126105	AR	Shim, .007" Thick
22	130683	2	Cap
			2 87415 Grease Fitting, 1/4", 90°, Self-Tapping
			4 84870 Hex Head, Cap Screw, 3/8" x 1 1/4"
			4 80680 Lockwasher, 3/8"

AR - As Required

108 \* Used on and below Serial No. 111260.

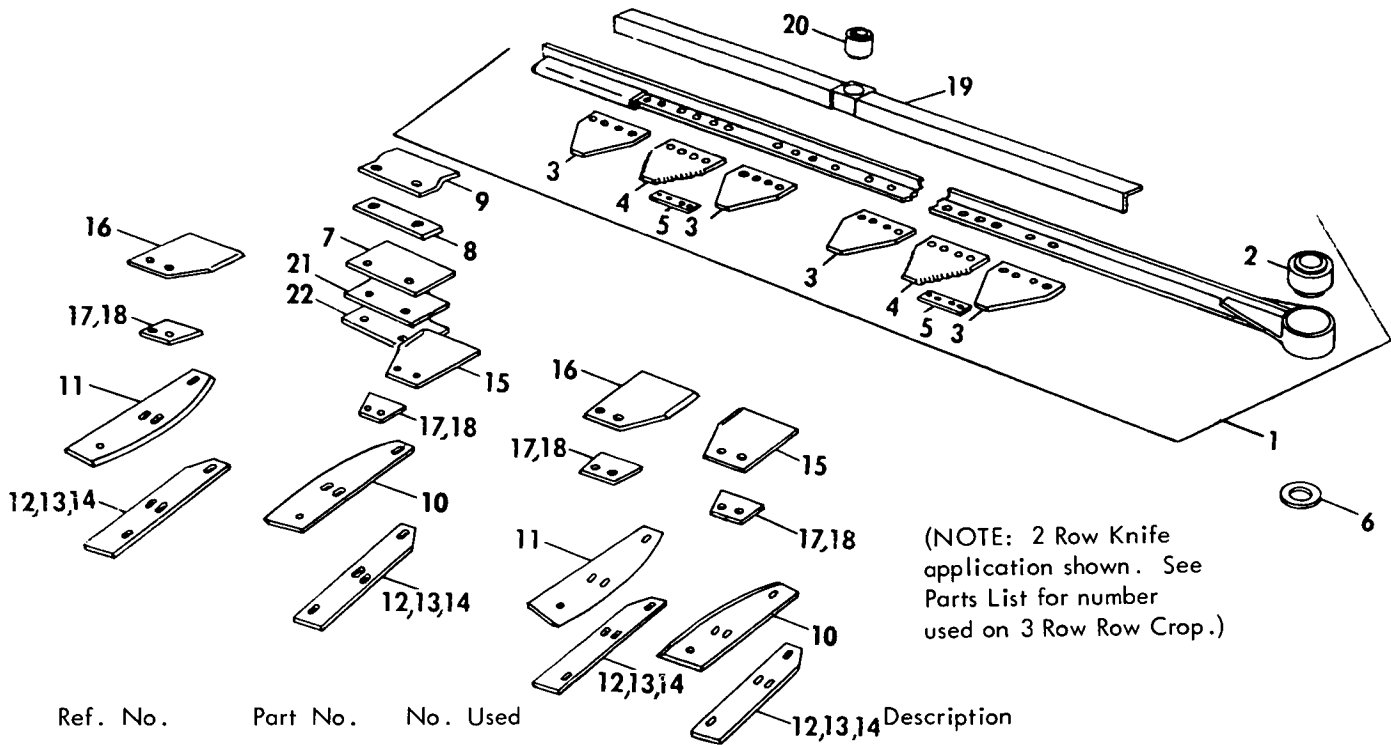
\*\* Used on and above Serial No. 111261.

CONTINUE

MODEL 880 N3 ROW CROP  
KNIFE DRIVE GROUP (CONTINUED)

Ref. No.	Part No.	No. Used	Description
23	134485	1	Bearing Cap 1 87414 Grease Fitting, 1/4", Straight, Self-Tapping 2 88206 Hex Head, Cap Screw, 3/8" x 1" 2 80680 Lockwasher, 3/8"
24	134486	1	Gasket
25	38260	1	Collar
26	134130	1	Bearing
27	134142	1	Pivot Arm Support Weld Assembly 3 87670 Hex Head, Cap Screw, 1/2" x 1 1/4" 3 80679 Lockwasher, 1/2"
28	134139	1	Pivot Pin Spacer
29	164832	1	Sheave 6 88412 Hex Head, Cap Screw, 3/8" x 2 1/4" 6 80680 Lockwasher, 3/8"
30	222114	1	Wobble Joint Spindle ---Replaces 134225 2 80740 Cotter Pin, 1/8" x 1 1/2"
31	44419	1	Bearing Cone
32	44676	1	Bearing Cup
33	164750	1	Bearing Support Weld Assembly w/Cups #36723 and #44676 4 87608 Hex Head, Cap Screw, 5/8" x 2" 4 52828 Washer, Special 2 26129 Washer, Special 4 85047 Lockwasher, 5/8" 2 84947 Hex Nut, 5/8"
34	164704	1	Shim
35	124160	1	Grease Line
36	91932	1	Pipe Coupling, 1/8" 1 80717 Grease Fitting, 1/8" P.T., 45°
37	56867	1	Washer
38	116311	1	Hex Slotted Nut
39	28702	1	Hub Cap
40	195182	1	Drive Sheave, 7 3/4" O.D. Standard
	164798	1	Drive Sheave, 8 1/4" O.D. Optional ---For faster sickle speed 4 87689 Hex Head, Cap Screw, 1/2" x 1 1/2" 4 80679 Lockwasher, 1/2"
41	172112	1	Shield 1 84896 Machine Screw, Truss Head, 5/16" x 3/4" 1 80664 Plain Washer, 5/16" 1 80681 Lockwasher, 5/16" 1 84943 Hex Nut, 5/16"
42	186740	1	Guide

MODEL 880 N3 ROW CROP  
KNIFE GROUP  
USED ON AND BELOW SERIAL NO. 111260



Ref. No.	Part No.	No. Used	Description
1	175182	1	Knife Assembly w/Bushing #134182 1 88143 Hex Head, Cap Screw, 1/2" x 3 1/4" (N.F.) 1 80679 Lockwasher, 1/2" 1 84952 Hex Nut, 1/2"
2	134182	1	Bushing
3	174689	6	Blank Section 24 81194 Flat Head Rivet, 1/4" x 3/4"
4	171381	3	Knife Section
5	174690	3	Spacer 12 81194 Flat Head Rivet, 1/4" x 3/4"
6	65319	1	Washer
7	143866	1	Plate 2 87096 Hex Head, Cap Screw, 5/16" x 1" 2 80681 Lockwasher, 5/16" 2 84943 Hex Nut, 5/16"
8	33253	AR	Spacer
9	143870	1	Sickle Back Holddown
10	138715	3	Side Knife, Left Hand 3 84870 Hex Head, Cap Screw, 3/8" x 1 1/4" 3 87044 Plow Bolt, 5/16" x 1" 3 80702 Plain Washer, 3/8"  3 80680 Lockwasher, 3/8" 3 80681 Lockwasher, 5/16" 3 84944 Hex Nut, 3/8" 3 84943 Hex Nut, 5/16"
11	138716	3	Side Knife, Right Hand 3 84870 Hex Head, Cap Screw, 3/8" x 1 1/4" 3 87044 Plow Bolt, 5/16" x 1" 3 80702 Plain Washer, 3/8"  3 80680 Lockwasher, 3/8" 3 80681 Lockwasher, 5/16" 3 84944 Hex Nut, 3/8" 3 84943 Hex Nut, 5/16"

110 AR - As Required

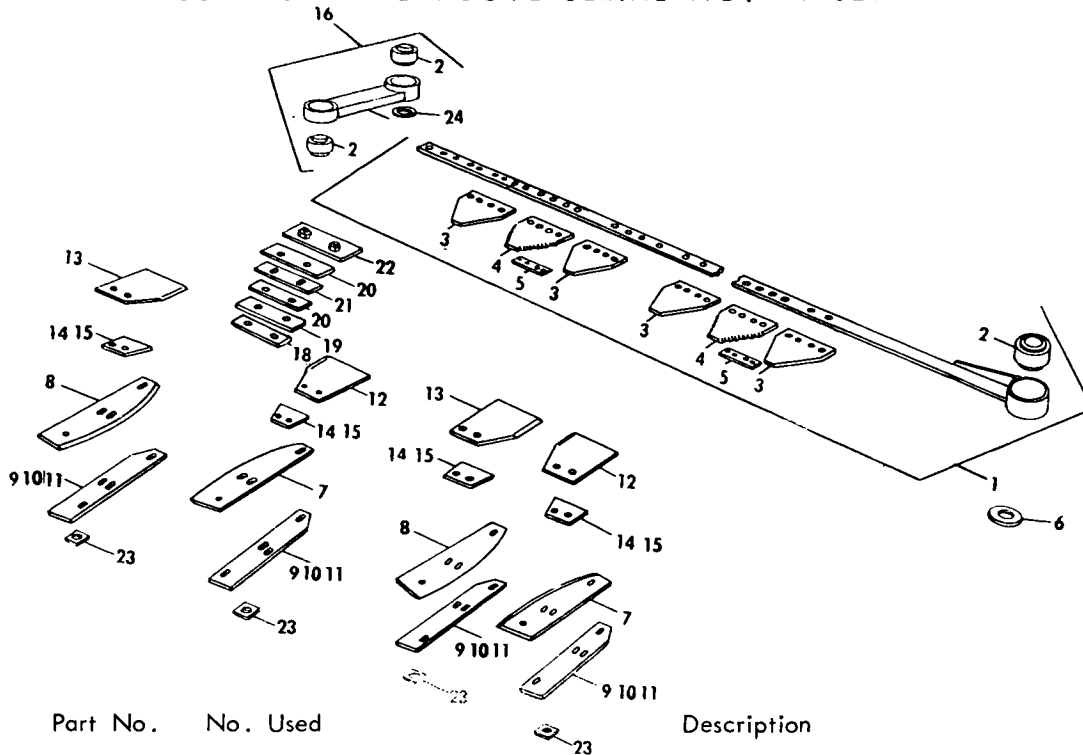
CONTINUE

MODEL 880 N3 ROW CROP  
 KNIFE GROUP (CONTINUED)  
 USED ON AND BELOW SERIAL NO. 111260

Ref. No.	Part No.	No. Used	Description
12	138717	AR	Shim, .015" (28 Ga.) Thick
13	138718	AR	Shim, .036" (20 Ga.) Thick
14	138719	AR	Shim, .060" (16 Ga.) Thick
15	187429	3	Top Side Knife, L.H. 6 84844 Hex Head, Cap Screw, 3/8" x 1 1/2"  6 80680 Lockwasher, 3/8" 6 84944 Hex Nut, 3/8"
16	188771	3	Top Side Knife, R.H. 6 84844 Hex Head, Cap Screw, 3/8" x 1 1/2"  6 80680 Lockwasher, 3/8" 6 84944 Hex Nut, 3/8"
17	187428	6	Spacer, 10 Ga. (Shown)
18	187427	AR	Spacer, 28 Ga. "U" Type (Not Shown)
19	143871	1	Pivot Angle Weld Assembly w/Bushing #143872 1 87199 Hex Head, Cap Screw, 5/8" x 2 1/2"
20	143872	1	Bushing
21	167654	AR	Shim, .060"
22	167655	AR	Shim, .015"

AR - As Required

MODEL 880 N3 ROW CROP  
KNIFE GROUP  
USED ON AND ABOVE SERIAL NO. 111621



Ref. No.	Part No.	No. Used	Description
1	178596	1	Knife Assembly w/Bushing #134182 1280114 Hex Head, Cap Screw, 1/2" x 4" (N.F.) 1 80679 Lockwasher, 1/2" 1 84952 Hex Nut, 1/2"
2	237851	3	Bushing
3	174689	6	Blank Section 24 81194 Flat Head, Rivet, 1/4" x 3/4"
4	171381	3	Knife Section
5	174690	3	Spacer 12 81194 Flat Head Rivet, 1/4" x 3/4"
6	65319	1	Washer
7	138715	3	Side Knife, Left Hand 3 84870 Hex Head, Cap Screw, 3/8" x 1 1/4" 3 87044 Plow Bolt, 5/16" x 1" 6 80702 Plain Washer, 3/8" 3 80664 Plain Washer, 5/16" 3 80680 Lockwasher, 3/8" 3 80681 Lockwasher, 5/16" 3 84944 Hex Nut, 3/8" 3 84943 Hex Nut, 5/16"
8	138716	3	Side Knife, Right Hand 3 84870 Hex Head, Cap Screw, 3/8" x 1 1/4" 3 87044 Plow Bolt, 5/16" x 1" 6 80702 Plain Washer, 3/8" 3 80664 Plain Washer, 5/16" 3 80680 Lockwasher, 3/8" 3 80681 Lockwasher, 5/16" 3 84944 Hex Nut, 3/8" 3 84943 Hex Nut, 5/16"
9	138717	AR	Shim, .015" (28 Ga.) Thick
10	138718	AR	Shim, .036" (20 Ga.) Thick
11	138719	AR	Shim, .060" (16 Ga.) Thick



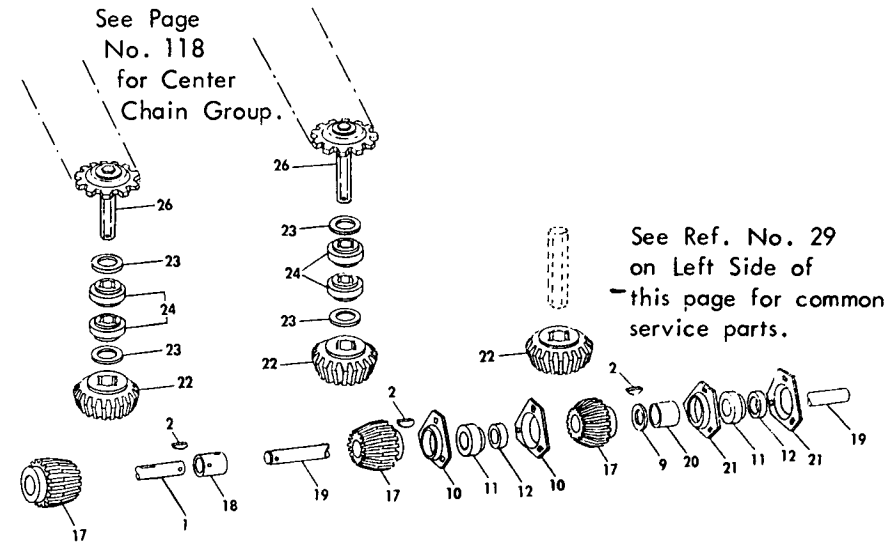
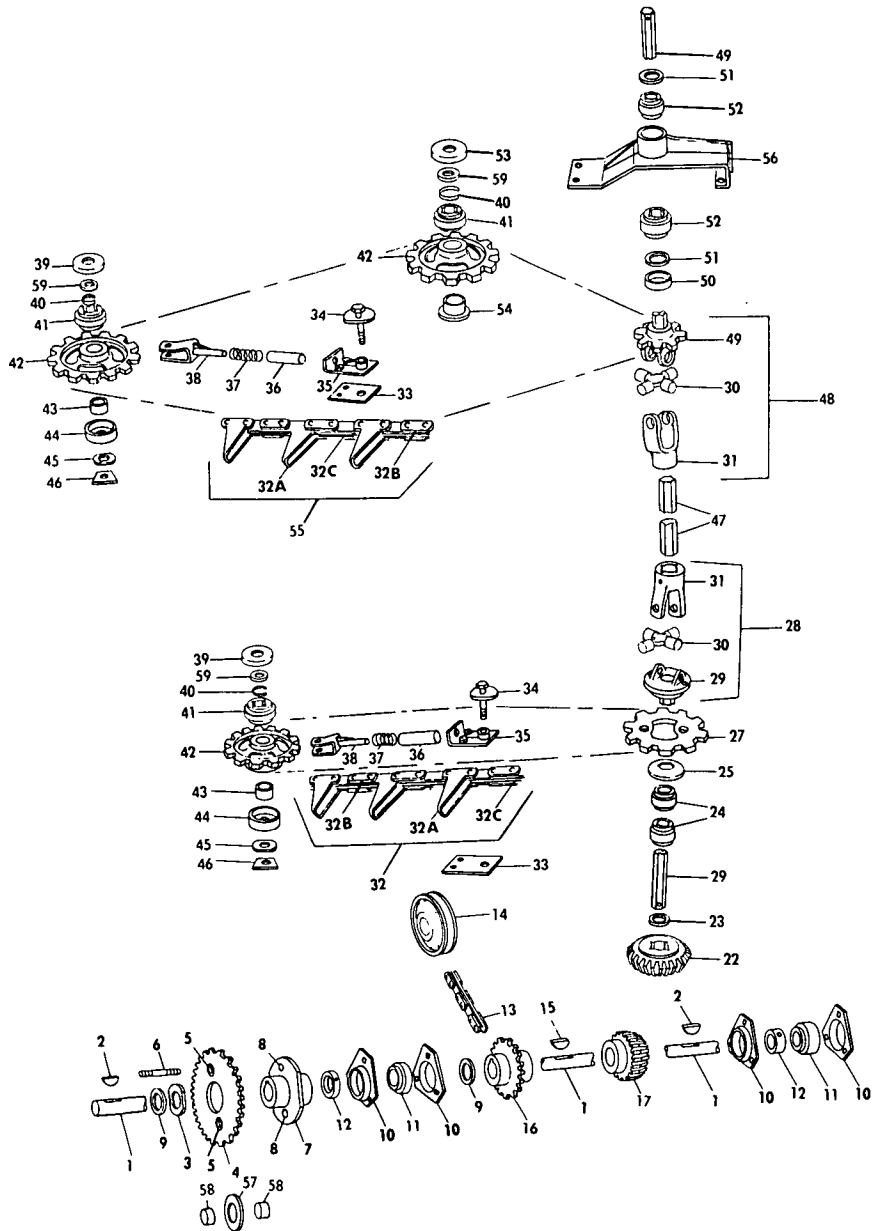
MODEL 880 N3 ROW CROP  
 KNIFE GROUP (CONTINUED)  
 USED ON AND ABOVE SERIAL NO. 111621

Ref. No.	Part No.	No. Used	Description
12	187429	3	Top Side Knife, L.H. 6 84844 Cap Screw, Hex Head, 3/8" x 1 1/2" 6 80702 Plain Washer, 3/8" 6 80680 Lockwasher, 3/8" 6 84944 Hex Nut, 3/8"
13	188771	3	Top Side Knife, R.H. 6 84844 Cap Screw, Hex Head, 3/8" x 1 1/2" 6 80702 Plain Washer, 3/8" 6 80680 Lockwasher, 3/8" 6 84944 Hex Nut, 3/8"
14	187428	6	Spacer, 10 Ga. (Shown)
15	187427	AR	Spacer, 28 Ga. "U" Type (Not Shown)
16	169145	1	Support w/Bushing #134182 1 87113 Cap Screw, Hex Head, 1/2" x 2 1/2" 1 87186 Cap Screw, Hex Head, 1/2" x 2 3/4" 2 80679 Lockwasher, 1/2" 2 84946 Hex Nut, 1/2"
18	224511	2	Spacer ---Replaces 140076
19	130881	AR	Shim, .015 Thick
20	130878	1	Wear Plate
21	130880	1	Spacer
22	130883	1	Wear Plate Weld Assembly 2 88428 Cap Screw, Hex Head, 3/8" x 1 3/4" 2 80680 Lockwasher, 3/8"
23	143585	6	Spacer
24	36823	AR	Plain Washer, 1/2", .015 Thick
	36253	AR	Plain Washer, 1/2", .060 Thick

AR - As Required

MODEL 880 N3 ROW CROP  
 MAIN DRIVE AND OUTBOARD GATHERING CHAINS W/SPROCKETS  
 UPPER AND LOWER (LEFT SIDE SHOWN)

114



MODEL 880 N3 ROW CROP  
 MAIN DRIVE AND OUTBOARD GATHERING CHAINS W/SPROCKETS  
 UPPER AND LOWER (LEFT SIDE SHOWN)

Ref. No.	Part No.	No. Used	Description
1	164766	1	Main Drive Shaft, L.H.
2	87123	5	1 80736 Cotter Pin, 3/16" x 1 3/4"
3	137565	2	Woodruff Key, #28, 5/16" x 2 1/8"
4	137486	1	Retainer
	137485	1	24 Tooth Sprocket w/Sleeve #58148
	137489	1	20 Tooth Sprocket w/Sleeve #58148
	164740	1	28 Tooth Sprocket w/Sleeve #58148
		1	34 Tooth Sprocket w/Sleeve #58148
5	58148	2	Shear Bolt Sleeve
6	186768	2	Special Shear Stud Less Nuts Caution: 2 88015 Lock Nut #12 are used with each stud and must be ordered individually if required)
			2 88015 Hex Lock Nut, #12
7	137592	1	Shear Hub Weld Assembly w/Sleeve #58147
			2 80435 Set Screw, Hex Socket Cup Point, 3/8" x 3/4"
			2 84969 Jam Nut, 3/8"
8	58147	2	Shear Bolt Sleeve
9	32455	AR	Washer
10	182937	6	Flangette
			2 84867 Carriage Bolt, 3/8" x 3/4"
			4 88481 Carriage Bolt, 3/8" x 1"
			3 87494 Carriage Bolt, 3/8" x 1 1/4"
			9 80680 Lockwasher, 3/8"
			9 84944 Nut, 3/8"
11	38766	4	Bearing
12	38767	4	Collar
			4 80429 Set Screw, 5/16" x 5/16"
13	122896	1	Feeder Drive Chain
	25816	AR	Offset Link #RC 50
	25194	AR	Connecting Link (Spring Clip Type) #RC 50
	25805	AR	Roller Link #RC 50
14	35469	1	Chain Idler Assembly
			1 87389 Carriage Bolt, 1/2" x 3"
			AR 80700 Plain Washer, 1/2"
			1 80679 Lockwasher, 1/2"
			1 84946 Nut, 1/2"
15	80410	1	Woodruff Key, #9, 5/16" x 1"
16	164639	1	Sprocket Weld Assembly
17	40912	4	Bevel Pinion
			8 80435 Set Screw, Hex Socket Cup Point, 3/8" x 3/4"
			8 84969 Jam Nut, 3/8"
18	164732	1	Coupling
			2 126656 Cap Screw (Special)
			2 88109 Hex Nut, Castellated, 3/8"-24
19	164807	1	Main Drive Shaft, R.H.
20	139939	1	Split Spacer
21	43048	2	Flangette
			3 87494 Carriage Bolt, 3/8" x 1 1/4"
			3 80680 Lockwasher, 3/8"
			3 84944 Nut, 3/8"
22	138759	4	Miter Gear
23	36633	AR	Washer, .060" Thick
	38741	AR	Washer, .036" Thick
24	135423	8	Ball Bearing
25	137564	2	Shield Washer
26	164649	2	Sprocket Weld Assembly
			2 80737 Cotter Pin, 3/16" x 1 1/2"

AR - As Required

CONTINUE

MODEL 880 N3 ROW CROP  
 MAIN DRIVE AND OUTBOARD GATHERING CHAINS W/SPROCKETS  
 UPPER AND LOWER (LEFT SIDE SHOWN)(CONTINUED)

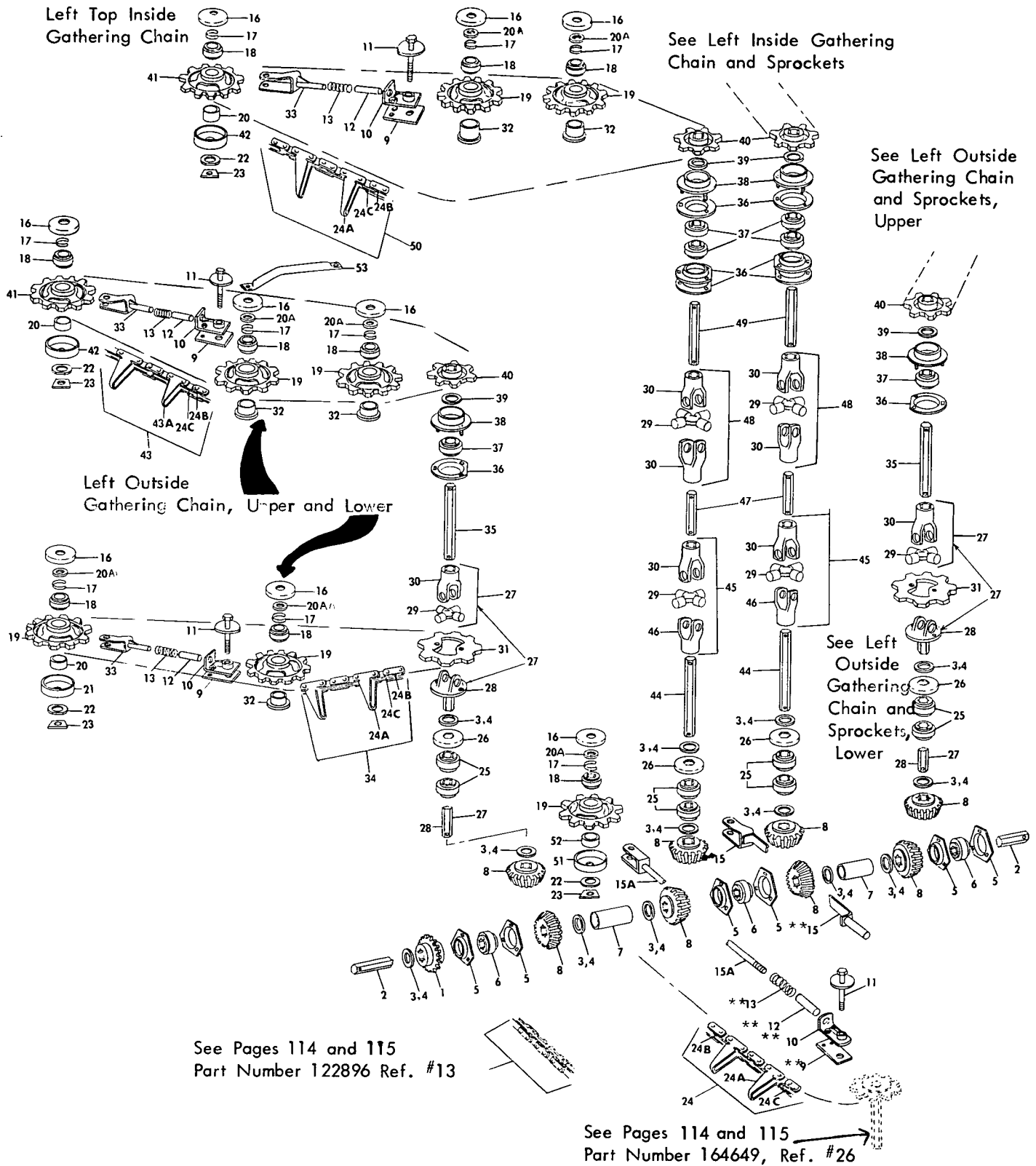
Ref. No.	Part No.	No. Used	Description
27	198581	2	Sprocket, 10 Tooth 4 88706 Cap Screw, 3/8" x 1", Grade 8 (Peen after Assembly)
28	164663	2	Universal Joint Assembly
29	164661	2	Yoke and Shaft Assembly, Lower 2 80737 Cotter Pin, 3/16" x 1 1/2"
30	139842	4	Spider and Bearing Assembly
	95680	4	Spider and Bearing Service Kit
31	50836	4	Yoke 4 87876 Groove Pin, Type "A", 1/4" x 1 1/2"
32	139266	2	Lower Side Gathering Chain w/Long Flights, CA620, 48 Pitches
32A	42948	AR	Attachment Link Assembly (Incl. Long Flight Link and 2 Roller Links) CA620
32B	128694	AR	Connector Link, CA 620
32C	43614	AR	Roller Link, CA 620
33	137559	4	Base Plate 8 84870 Cap Screw, 3/8" x 1 1/4" 8 80681 Lockwasher, 5/16"
34	137555	4	Cam Weld Assembly 4 84057 Lockwasher, 5/8" 4 84947 Nut, 5/8"
35	137558	4	Support Plate Weld Assembly
36	37895	4	Pin
37	137575	4	Compression Spring
38	214498	4	Bracket Weld Assembly 4 87574 Cap Screw, 5/8" x 3 1/2", Grade 5 AR 27697 Special Washer 4 87365 Plain Washer, 5/8" 4 84057 Lockwasher, 5/8" 4 84947 Nut, 5/8"
39	138728	4	Cap
40	12084	6	Retaining Ring
41	66553	6	Bearing
42	138741	6	Idler Sprocket
43	27258	4	Stop
44	137467	4	Guard
45	137560	4	Washer
46	43513	4	Support Plate
47	137576	2	Universal Shaft
48	164657	2	Universal Joint Assembly, Upper
49	164656	2	Yoke and Shaft Weld Assembly, Upper 2 87973 Groove Pin, Type "E", 1/4" x 1 1/4"
50	122696	2	Split Spacer
51	26130	AR	Washer
52	49436	4	Hex Bearing
53	138728	2	Cap 2 87574 Cap Screw, 5/8" x 3 1/2", Grade 5 6 87365 Plain Washer, 5/8" 2 84057 Lockwasher, 5/8" 2 84947 Nut, 5/8"
54	163198	2	Idler Support Weld Assembly
55	122900	2	Top Side Gathering
56	214677	2	Bracket Weld Assembly ---Replaces 166205 4 88206 Cap Screw, 3/8" x 1" 4 87982 Cap Screw, 3/8" x 3/4" 4 80702 Plain Washer, 3/8" 8 80680 Lockwasher, 3/8" 8 84944 Nut, 3/8"

MODEL 880 N3 ROW CROP  
 MAIN DRIVE AND OUTBOARD GATHERING CHAINS W/SPROCKETS  
 UPPER AND LOWER (LEFT SIDE SHOWN) (CONTINUED)

Ref. No.	Part No.	No. Used	Description
57	49309	1	Idler Bearing 1 87187 Cap Screw, Hex Head, 1/2" x 3 1/4" AR 80700 Plain Washer, 1/2" 1 80679 Lockwasher, 1/2" 1 84946 Hex Nut, 1/2"
58	52024	2	Split Spacer
59	27367	6	Washer, Special

AR - As Required

MODEL 880N3 ROW CROP  
 CENTER ISLAND DRIVE AND GATHERING CHAINS  
 WITH SPROCKETS, UPPER AND LOWER



\*\* Used on and below Serial No. 111260.

MODEL 880 N3 ROW CROP  
CENTER ISLAND DRIVE AND GATHERING CHAINS  
WITH SPROCKETS, UPPER AND LOWER

Ref. No.	Part No.	No. Used	Description
1	164806	1	Sprocket Weld Assembly, 18 Tooth
2	164731	1	Shaft 2 80736 Cotter Pin, 3/16" x 1 3/4"
3	38741	AR	Washer, .036" Thick
4	36633	AR	Washer, .060" Thick
5	182937	6	Flangette 1 84867 Carriage Bolt, 3/8" x 3/4" 8 88481 Carriage Bolt, 3/8" x 1" 9 80680 Lockwasher, 3/8" 9 84944 Nut, 3/8"
6	135241	3	Hex Bearing
7	164733	2	Spacer
8	138759	8	Miter Gear
9	137559	8	Base Plate 12 84870 Cap Screw, 3/8" x 1 1/4" 12 80681 Lockwasher, 3/8"
10	137558	8	Support Plate Weld Assembly
11	137555	8	Cam Weld Assembly 8 84057 Lockwasher, 5/8" 8 84947 Nut, 5/8"
12	37895	8	Pin
13	137575	8	Compression Spring
14	**164768	1	Offset Bracket Weld Assembly, L.H. (Not Shown)
15	**164767	1	Offset Bracket Weld Assembly, R.H. 2 87574 Cap Screw, 5/8" x 3 1/2", Grade 5 4 87365 Plain Washer, 5/8" 2 84057 Lockwasher, 5/8" 2 84947 Nut, 5/8"
15A	*189377	2	Idler Assembly 2 84971 Hex Jam Nut, 5/8"
16	138728	18	Cap
17	12084	16	Retaining Ring
18	66553	16	Bearing
19	138741	14	Sprocket
20	27258	6	Stop
20A	27367	12	Washer
21	137467	2	Guard
22	137560	AR	Washer ( 8 used Below Serial No. 111260. 6 used Above Serial No. 111261)
22A	* 52828	2	Washer
23	43513	8	Support Plate
24	164665	1	Center Lower Gathering Chain CA620, Short Flight
24A	43147	AR	Attachment Link Assembly (Incl. Short Flight Link & 2 Roller Links)CA620
24B	128694	AR	Connector Link, CA620
24C	43614	AR	Roller Link, CA620
25	135423	8	Ball Bearing
26	137564	4	Shield Washer
27	164662	2	Universal Joint Assembly less Sprocket
28	164660	2	Yoke and Shaft Weld Assembly 2 80737 Cotter Pin, 3/16" x 1 1/2"
29	139842	6	Spider and Bearing Assembly
	95680	AR	Spider and Bearing Service Kit
30	50836	8	Yoke 6 87876 Groove Pin Type, "E", 1/4" x 1 1/2"
31	138743	1	Sprocket 2 88706 Cap Screw, 3/8" x 1", Grade 8 (Peen after Assembly)

AR - As Required

\* Used on and below Serial No. 111260.

\*\* Used on and above Serial No. 111261.

CONTINUE

MODEL 880 N3 ROW CROP  
 CENTER ISLAND DRIVE AND GATHERING CHAINS  
 WITH SPROCKETS, UPPER AND LOWER (CONTINUED)

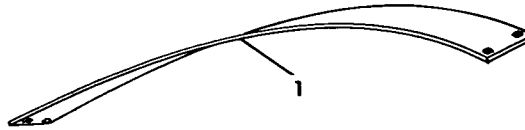
Ref. No.	Part No.	No. Used	Description
32	163198	10	Idler Support Weld Assembly 10 87574 Cap Screw, 5/8" x 3 1/2", Grade 5 10 87365 Plain Washer, 5/8" 10 84057 Lockwasher, 5/8" 10 84947 Nut, 5/8"
33	214498	6	Bracket Weld Assembly 6 87574 Cap Screw, 5/8" x 3 1/2", Grade 5 AR 27697 Special Washer 6 87365 Plain Washer, 5/8" 6 84057 Lockwasher, 5/8" 6 84947 Nut, 5/8"
34	164666	2	Lower Outside Gathering Chain, CA620 Short Flight
35	164681	2	Drive Shaft
36	36853	8	Flangette 6 84867 Carriage Bolt, 3/8" x 3/4" 6 80680 Lockwasher, 3/8" 6 84944 Nut, 3/8"
37	50775	6	Hex Bearing
38	164641	4	Trash Guard Weld Assembly 9 80680 Lockwasher, 3/8" 9 84944 Nut, 3/8"
39	26129	AR	Washer
40	164754	4	Sprocket, 7 Tooth 4 87343 Groove Pin, Type "A", 1/4" x 1 3/4"
41	139289	4	Sprocket
42	139267	4	Guard Weld Assembly
43	227018	2	Upper, Left Outside, Right Inboard Gathering Chain, Long Flight, CA620, 54 Pitches
43A	42948	AR	Attachment Link Assembly (Incl. Long Flight and 2 Roller Links) CA620
44	164658	2	Pinion Shaft 2 80737 Cotter Pin, 3/16" x 1 1/2"
45	164743	2	Universal Joint Assembly, Lower
46	164742	2	Yoke, Lower 2 87876 Groove Pin, Type "E", 1/4" x 1 1/2"
47	122905	2	Rear Pinion Shaft
48	164692	2	Universal Joint Assembly
49	164683	2	Drive Shaft Upper
50	164679	2	Upper Left Inside Right Outboard Gathering Chain, Short Flight, CA620
51	167508	2	Guard Weld Assembly
52	76615	2	Spacer
53	226883	2	Spacer Arm

AR - AR Required



MODEL 880 ATTACHMENTS

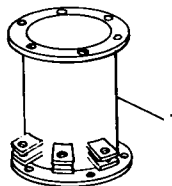
201605 SPOUT LINER



Ref. No.	Part No.	No. Used	Description
1	201605	AR	Spout Liner Kit (Includes Liner and following hardware)
			2 87702 Flat Head Machine Screw, 3/8" x 1"
			2 87596 Bolt, Round Head, Short Square Neck, 3/8" x 3/4"
			2 80702 Flat Washer, 3/8"
			4 80680 Lockwasher, 3/8"
			4 84944 Nut, 3/8"

AR - As Required

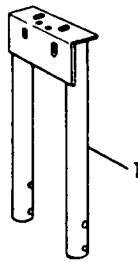
97517 VERTICAL EXTENSION



Ref. No.	Part No.	No. Used	Description
1	97517	AR	Vertical Extension Bundle for Spout (Includes Pipe Extension and following hardware)
			6 88206 Cap Screw, 3/8" x 1"
			6 80680 Lockwasher, 3/8"
			6 84944 Nut, 3/8"
			1 87414 Grease Fitting, 1/4"-28, Straight, Self-Tapping,

AR - As Required

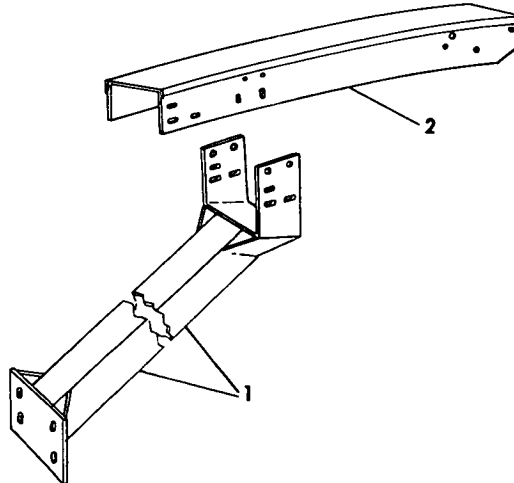
MODEL 880 ATTACHMENTS  
97518 VERTICAL BRACE EXTENSION



Ref. No.	Part No.	No. Used	Description
1	97518	AR	Vertical Brace Extension Bundle for Spout (Includes Extension and following hardware) 4 87165 Cap Screw, 3/8" x 2 1/2" 12 80680 Lockwasher, 3/8" 4 84944 Nut, 3/8"

AR - As Required

97521 HORIZONTAL SPOUT EXTENSION BUNDLE 4'

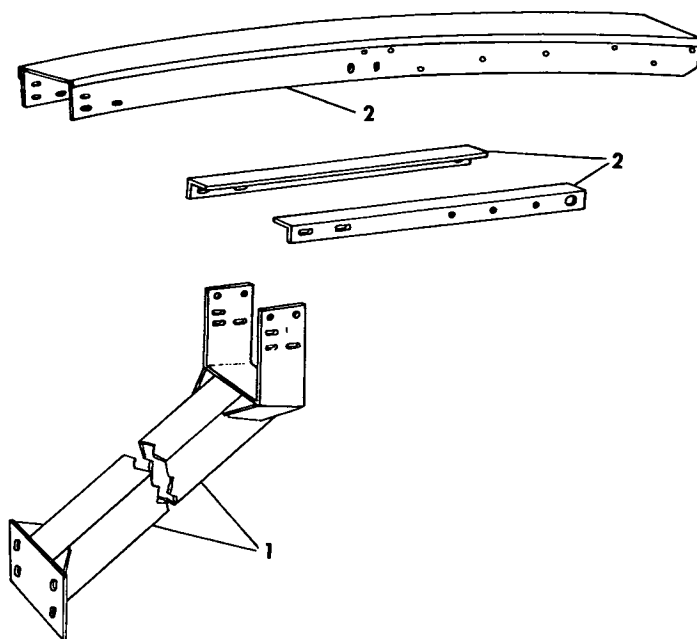


Ref. No.	Part No.	No. Used	Description
1	97521	AR	Horizontal Spout Extension Bundle 4'
	196460	1	Brace Weld Assembly ---Replaces 143520 4 87982 Cap Screw, 3/8" x 3/4" 4 80702 Plain Washer, 3/8" 4 80680 Lockwasher, 3/8"
2	136711	1	Spout Weld Assembly 6 87982 Cap Screw, 3/8" x 3/4" 8 87702 Machine Screw, Flat Head, 3/8" x 1" 4 88206 Cap Screw, 3/8" x 1" 28 80702 Plain Washer, 3/8" 18 80680 Lockwasher, 3/8" 18 84944 Nut, 3/8"

AR - As Required

MODEL 880 ATTACHMENTS

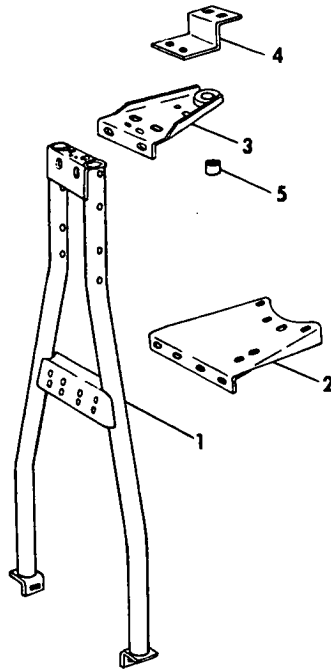
97520 HORIZONTAL SPOUT EXTENSION BUNDLE 8'



Ref. No.	Part No.	No. Used	Description
1	97520 136724	AR 1	Horizontal Spout Extension Bundle 8' Brace Weld Assembly 4 87982 Cap Screw, 3/8" x 3/4" 4 87702 Machine Screw, Flat Head, 3/8" x 1" 4 88206 Cap Screw, 3/8" x 1" 16 80702 Plain Washer, 3/8" 12 80680 Lockwasher, 3/8" 8 84944 Nut, 3/8"
2	136714	2	Angle
3	136723	1	Spout Weld Assembly 6 87982 Cap Screw, 3/8" x 3/4" 4 87702 Machine Screw, Flat Head, 3/8" x 1" 2 87671 Machine Screw, Flat Head, 5/16" x 5/8" 16 80702 Plain Washer, 3/8" 2 80664 Plain Washer, 5/16" 10 80680 Lockwasher, 3/8" 8 80681 Lockwasher, 5/16" 10 84944 Nut, 3/8" 8 84943 Nut, 5/16"

AR - As Required

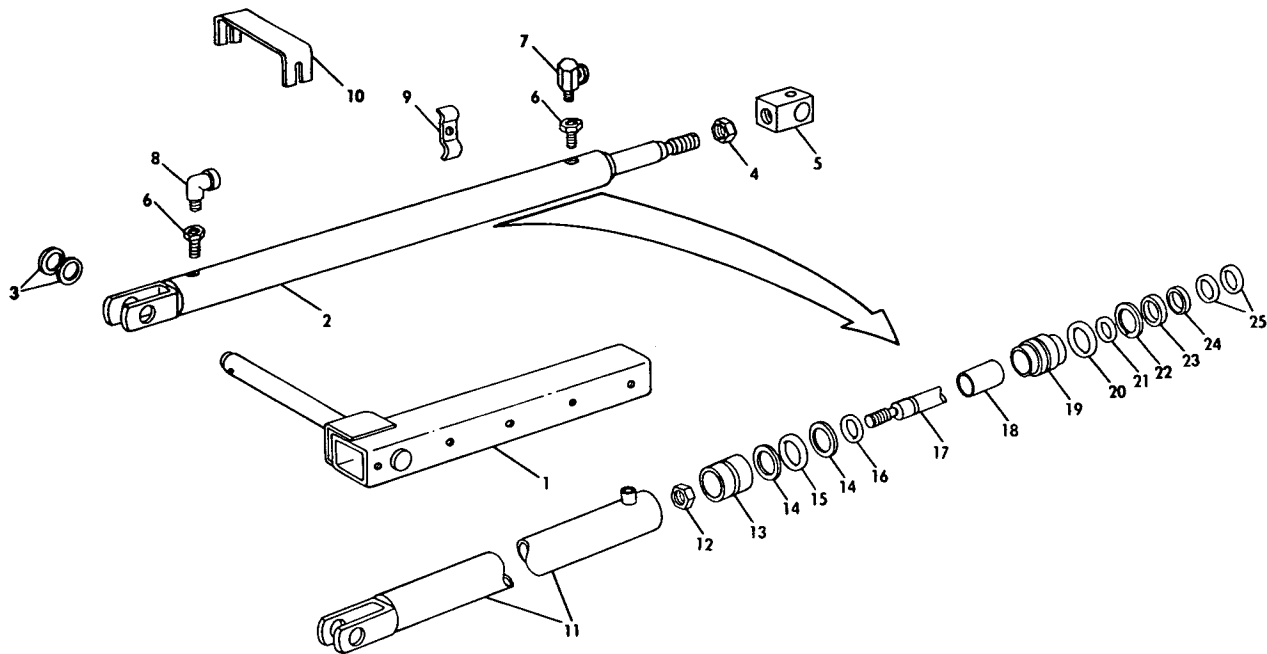
MODEL 880 ATTACHMENTS  
97519 VERTICAL BRACE BUNDLE FOR SPOUT



Ref. No.	Part No.	No. Used	Description
1	97519 136718	AR 1	Vertical Brace Bundle for Spout Support Weld Assembly
			2 87670 Cap Screw, 1/2" x 1 1/4", Grade 5
			4 87364 Plain Washer, 1/2"
			2 80679 Lockwasher, 1/2"
			2 84236 Nut, 1/2"
2	136721	1	Brace
			5 88206 Cap Screw, 3/8" x 1", Grade 5
			9 80702 Plain Washer, 3/8"
			5 80680 Lockwasher, 3/8"
			5 84944 Nut, 3/8"
3	136700	1	Brace Weld Assembly
			4 88206 Cap Screw, 3/8" x 1", Grade 5
			8 80702 Plain Washer, 3/8"
			4 80680 Lockwasher, 3/8"
			4 84944 Nut, 3/8"
4	136678	1	Bracket
			2 84826 Carriage Bolt, 5/16" x 3/4"
			2 80681 Lockwasher, 5/16"
			2 84943 Nut, 5/16"
5	54627	1	Spacer
			1 84235 Cap Screw, 1/2" x 1 3/4"
			1 80700 Plain Washer, 1/2"
			1 80679 Lockwasher, 1/2"
			1 84946 Nut, 1/2"

AR - As Required

880 OPTIONAL EQUIPMENT  
200483 HYDRAULIC SPOUT CONTROL KIT



Ref. No.	Part No.	No. Used	Description
1	182201	1	Shaft Bracket Weld Assembly 1 80754 Cotter Pin, 3/16" x 1 1/2" 1 87110 Cap Screw, 1/2" x 4" 1 87171 Cap Screw, 3/8" x 4" 1 88206 Cap Screw, 3/8" x 1" 1 80700 Plain Washer, 1/2" 1 80702 Plain Washer, 3/8" 1 80679 Lockwasher, 1/2" 1 80680 Lockwasher, 3/8" 1 84946 Nut, 1/2" 1 84944 Nut, 3/8" 1 84040 Locknut, 3/8"
2	182209	1	Cylinder Assembly (Includes Ref. 11 through 25)
3	27531	AR	Washer
4	87309	1	Jam Nut, 1/2" (N.F.)
5	138496	1	Block 1 87414 Grease Fitting, 1/4"-28, Straight, Self-Tapping
6	509957	2	Bushing, 1/2" x 1/4"
7	179755	1	Adapter Union (Restricting w/.032 Dia. Orifice)
8	84032	1	Street Elbow, 90°
9	42365	4	Clamp 4 87775 Bolt, Round Head, Square Neck, 3/8" x 1 1/4" 4 80680 Lockwasher, 3/8" 4 84944 Nut, 3/8"
10	181197	1	Bracket
11	182924	1	Tube Assembly
12	87310	1	Jam Nut, 9/16"
13	182923	1	Piston
14	N.S.S.	2	Washer

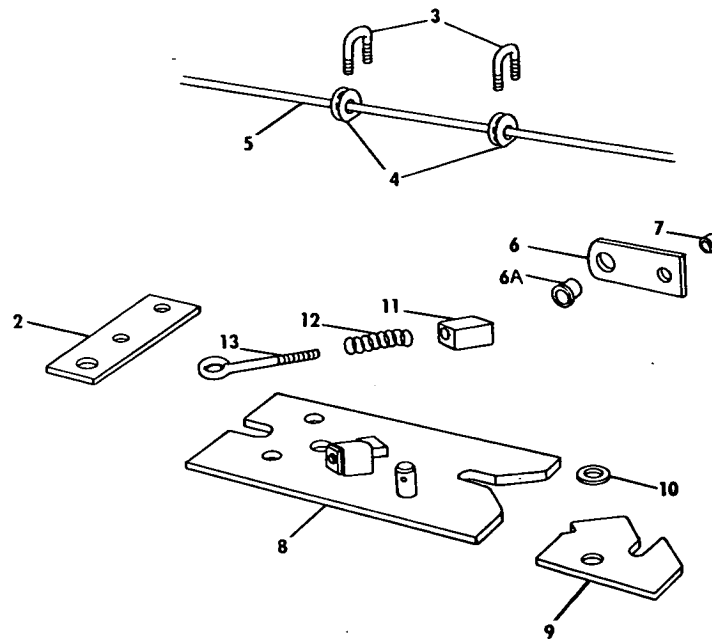
CONTINUE

880 OPTIONAL EQUIPMENT  
200483 HYDRAULIC SPOUT CONTROL KIT (CONTINUED)

Ref. No.	Part No.	No. Used	Description
15	N.S.S.	1	"O" Ring
16	N.S.S.	1	"O" Ring
17	182922	1	Rod
18	187939	1	Bushing
19	182925	1	Head
20	N.S.S.	1	"O" Ring
21	N.S.S.	1	"O" Ring
22	N.S.S.	1	Lock Ring
23	N.S.S.	1	Spacer
24	N.S.S.	1	Lock Ring
25	N.S.S.	2	Washer

N.S.S. - Not Serviced Separately - These items are all available in the same quantities as used in the Cylinder under the Repair Kit #200612.

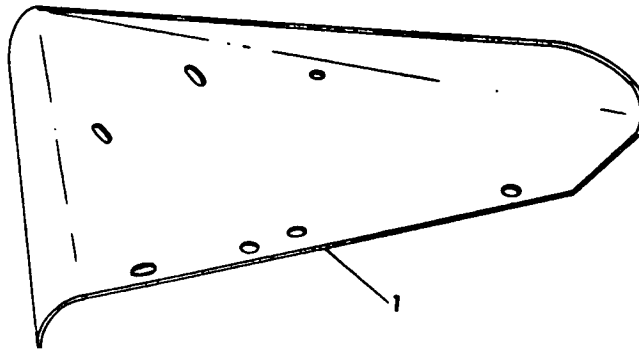
MODEL 880 ATTACHMENTS  
AUTOMATIC HITCH KIT



Ref. No.	Part No.	No. Used	Description
1	201585 218409	1	AUTOMATIC HITCH KIT (Includes Automatic Hitch Assembly ---Replaces 163063 (Includes Refs. 8 and 13))
			2 88551 Cap Screw, Hex Head, 1/2" x 1 3/4"
			1 88693 Cap Screw, Hex Head, 5/8" x 2 3/4"
			2 80700 Plain Washer, 1/2"
			1 80299 Plain Washer, 5/8"
			2 84236 Hex Locknut, 1/2"
			1 88718 Hex Locknut, 5/8" (Grade B)
2	136697	1	Strip
3	28114	2	"U" Bolt
			4 87771 Lockwasher, 3/16"
			4 87304 Hex Nut, 3/16"
4	28110	2	Rope Guide
5	43240	1	Rope, 21'
6	137413	2	Bracket and Grommet Assembly
			1 88206 Cap Screw, Hex Head, 3/8" x 1"
			1 87337 Cap Screw, Hex Head, 3/4" x 3"
			1 84239 Plain Washer, 3/4"
			1 80680 Lockwasher, 3/8"
			1 84041 Hex Locknut, 3/4"
			1 84944 Hex Nut, 3/8"
6A	00709	2	Grommet
7	46774	1	Spacer
8	213736	1	Hitch Weld Assembly
9	213744	1	Plate
			1 80750 Cotter Pin, 1/8" x 1 1/4"
10	26301	1	Washer
11	213737	1	Block
12	37193	1	Spring
13	25667	1	Eyebolt
			2 84969 Hex Jam Nut, 3/8"

MODEL 880S SICKLE BAR ATTACHMENTS

97101 HEAD SAVER FOR SICKLE BAR

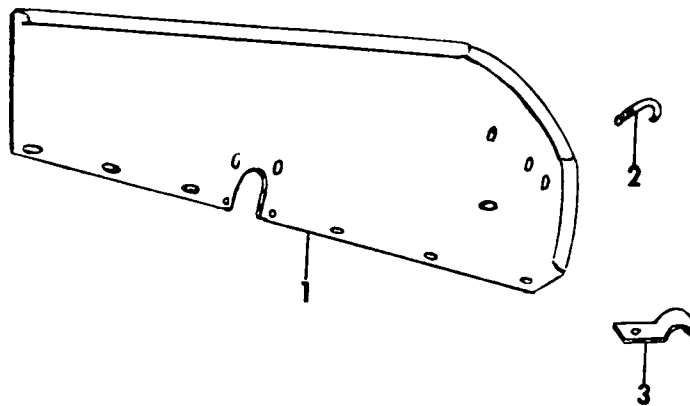


Ref. No.	Part No.	No. Used	Description
1	97101 *	AR 1	Head Saver (Includes) Head Saver Deflector 1 87101 Machine Screw, Truss Head, 3/8" x 3/4" 1 87016 Plain Washer, 3/8" 1 80680 Lockwasher, 3/8" 1 84944 Nut, 3/8"

AR - As Required

\* For Service Replacement, Order #97101.

97099 SIDE SHEET EXTENSION FOR SICKLE BAR

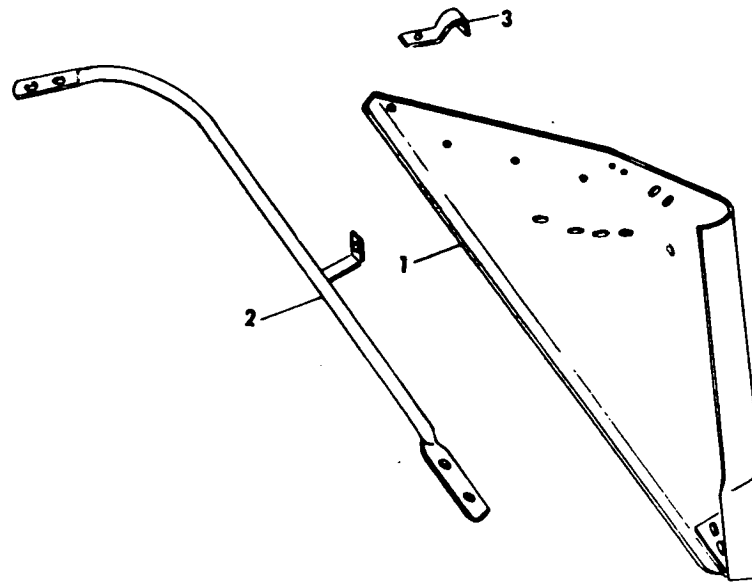


Ref. No.	Part No.	No. Used	Description
1	97099 121708	AR 1	Side Sheet Extension (Includes) Side Sheet Extension Weld Assembly 3 87639 Bolt, Round Head, Short Square Neck, 5/16" x 3/4" 3 87362 Plain Washer, 5/16" 3 80681 Lockwasher, 5/16" 3 84943 Nut, 5/16"
2	126039	1	"J" Bolt 1 84943 Nut, 5/16"
3	121687	1	Clamp 1 87101 Machine Screw, Truss Head, 3/8" x 3/4" 1 87016 Plain Washer, 3/8" 1 80680 Lockwasher, 3/8" 1 84944 Nut, 3/8"

AR - As Required



MODEL 880S SICKLE BAR ATTACHMENTS  
97100 POINTED DIVIDER FOR SICKLE BAR

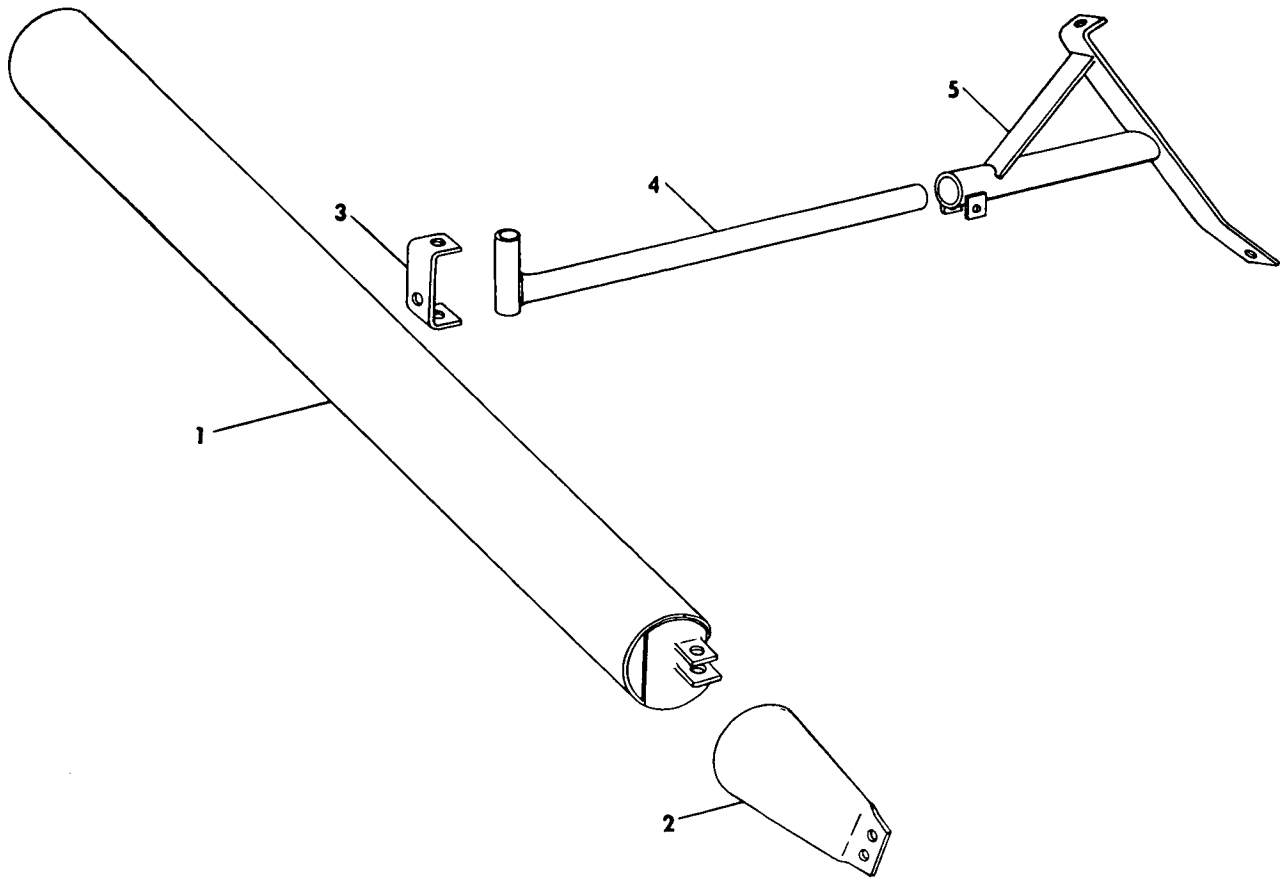


Ref. No.	Part No.	No. Used	Description
1	97100	AR	Pointed Divider (Includes)
	121859	1	Pointed Divider Weld Assembly
			2 88206 Cap Screw, 3/8" x 1"
			2 80680 Lockwasher, 3/8"
			2 84944 Nut, 3/8"
2	121790	1	Brace Weld Assembly
			4 87260 Machine Screw, Truss Head, 3/8" x 1 1/4"
			2 87170 Cap Screw, 3/8" x 3 3/4"
			3 87016 Plain Washer, 3/8"
			4 80680 Lockwasher, 3/8"
3	121687	1	Clamp
			1 84470 Machine Screw, Truss Head, 3/8" x 1 1/4"
			1 80680 Lockwasher, 3/8"
			1 84944 Nut, 3/8"

AR - As Required

MODEL 880R1 ROW ROW CROP ATTACHMENT

97574 RIGHT DIVIDER BUNDLE

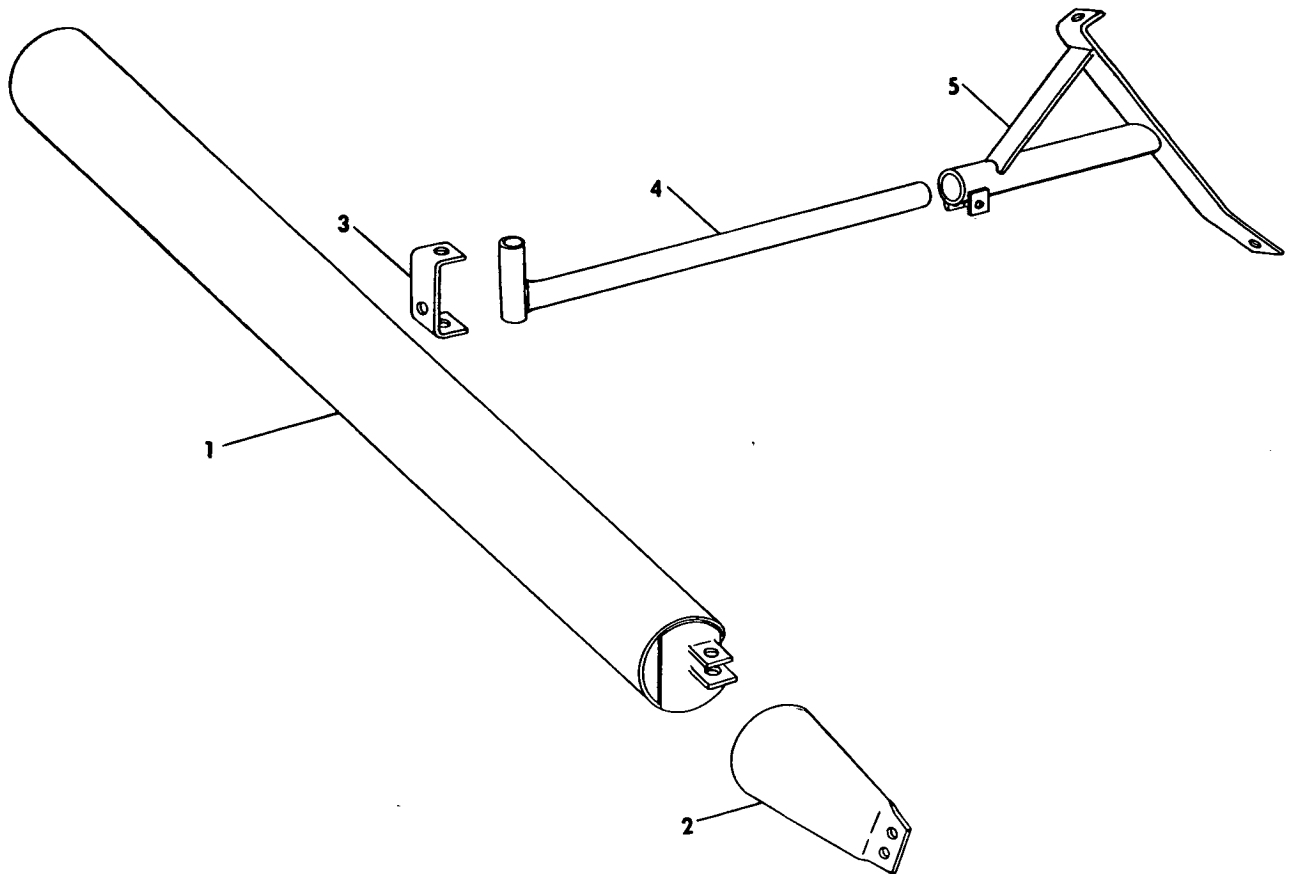


Ref. No.	Part No.	No. Used	Description
	97574	AR	RIGHT DIVIDER BUNDLE
1	137499	1	Divider Weld Assembly
2	137483	1	Cone Support Weld Assembly
			1 84870 Cap Screw, 3/8" x 1 1/4"
			2 87256 Machine Screw, Truss Head, 5/16" x 1"
			2 87362 Plain Washer, 5/16"
			1 80680 Lockwasher, 3/8"
			2 80681 Lockwasher, 5/16"
			1 84944 Nut, 3/8"
			2 84943 Nut, 5/16"
3	137563	1	Bracket
			1 87909 Cap Screw, 1/2" x 1"
			1 80679 Lockwasher, 1/2"
			1 84946 Nut, 1/2"
4	137473	1	Support Shaft Weld Assembly
			1 87110 Cap Screw, 1/2" x 4"
			1 80679 Lockwasher, 1/2"
			1 84946 Nut, 1/2"
5	139578	1	Divider Support Weld Assembly
			1 87164 Cap Screw, 3/8" x 2"
			1 84870 Cap Screw, 3/8" x 1 1/4"
			2 80680 Lockwasher, 3/8"
			2 84944 Nut, 3/8"

AR - As Required

MODEL 880R2 AND 880N2 2 ROW ROW CROPS

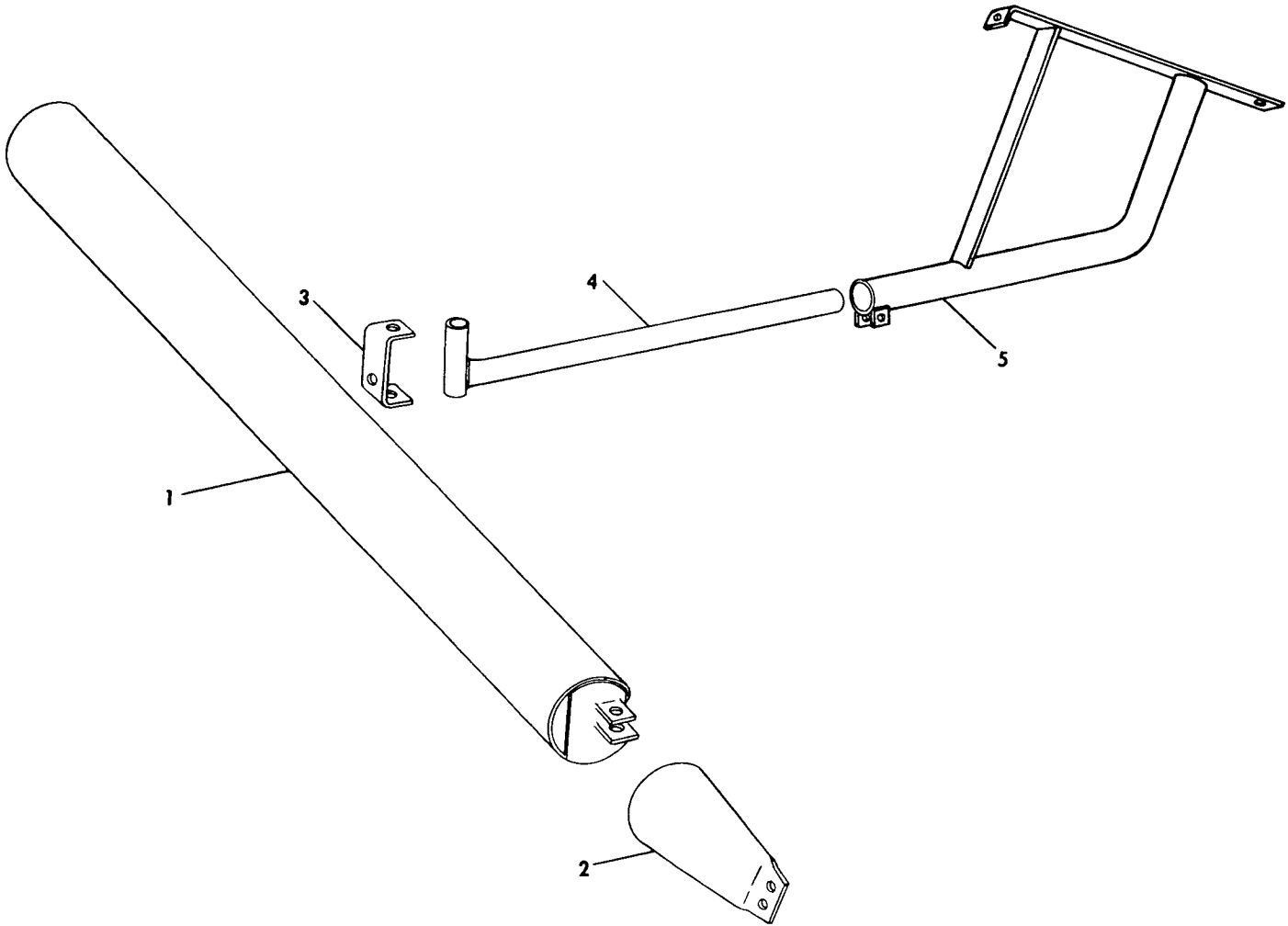
97556 RIGHT DIVIDER BUNDLE



Ref. No.	Part No.	No. Used	Description
	97556	AR	RIGHT DIVIDER BUNDLE
1	137499	1	Divider Weld Assembly
2	137483	1	Cone Support Weld Assembly
			1 84870 Cap Screw, 3/8" x 1 1/4"
			2 87256 Machine Screw, Truss Head, 5/16" x 1"
			2 87362 Plain Washer, 5/16"
			1 80680 Lockwasher, 3/8"
			2 80681 Lockwasher, 5/16"
			1 84944 Nut, 3/8"
			2 84943 Nut, 5/16"
3	137563	1	Bracket
			1 87670 Cap Screw, 1/2" x 1 1/4"
			1 80679 Lockwasher, 1/2"
			1 84946 Nut, 1/2"
4	137473	1	Support Shaft Weld Assembly
			1 87110 Cap Screw, 1/2" x 4"
			1 84236 Locknut, 1/2"
5	137480	1	Divider Support Weld Assembly
			1 87164 Cap Screw, 3/8" x 2"
			1 84870 Cap Screw, 3/8" x 1 1/4"
			2 80680 Lockwasher, 3/8"
			2 84944 Nut, 3/8"

AR - As Required

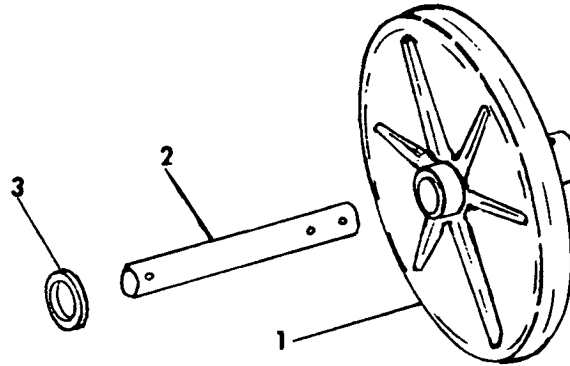
MODEL 880N3 ROW CROP  
97750 RIGHT DIVIDER BUNDLE



Ref. No.	Part No.	No. Used	Description
	97750	AR	RIGHT DIVIDER BUNDLE
1	137499	1	Divider Weld Assembly
2	137483	1	Cone Support Weld Assembly
			1 84870 Cap Screw, 3/8" x 1 1/4"
			2 87256 Machine Screw, Truss Head, 5/16" x 1"
			2 87362 Plain Washer, 5/16"
			1 80680 Lockwasher, 3/8"
			2 80681 Lockwasher, 5/16"
			1 84944 Nut, 3/8"
			2 84943 Nut, 5/16"
3	137563	1	Bracket
			1 87670 Cap Screw, 1/2" x 1 1/4"
			1 80679 Lockwasher, 1/2"
			1 84946 Nut, 1/2"
4	137473	1	Support Shaft Weld Assembly
			1 87110 Cap Screw, 1/2" x 4"
			1 80679 Lockwasher, 1/2"
			1 84946 Nut, 1/2"
5	164791	1	Divider Support Weld Assembly
			1 87164 Cap Screw, 3/8" x 2"
			1 80680 Lockwasher, 3/8"
			1 84944 Nut, 3/8"

MODELS 880W, 880S, 880R, 880R2, 880N2 AND 880N3 ATTACHMENT

97098 TRANSPORT WHEEL



Ref. No.	Part No.	No. Used	Description
1	97098	AR	Transport Wheel (INCLUDES)
	25479	2	Pick-Up Wheel
2	121728	2	2 87414 Grease Fitting, 1/4" - 28, Straight, Self-Tapping Dolly Shaft
3	27531	2	4 80736 Cotter Pin, 3/16" x 1 3/4" Special Washer

AR - As Required

DECAL SETS

Ref. No.	Part No.	No. Used	Description
	143891	AR	Decal Set for 880 Base Unit
	127567	AR	Decal Set for 880W Pick-Up
	143233	AR	Decal Set for 880S Sickle Bar
	143170	AR	Decal Set for 880R 1 Row Attachment
	143166	AR	Decal Set for 880R2 2 Row Attachment
	143158	AR	Decal Set for 880N2 2 Row Attachment
	165232	AR	Decal Set for 880N3 3 Row Attachment

AR - As Required

NUMERICAL PARTS INDEX

Part No.	Ref. No.	Page No.	Part No.	Ref. No.	Page No.	Part No.	Ref. No.	Page No.	Part No.	Ref. No.	Page No.
00293	34	106	25816	13	115	28702	39	109	35717	11	33
00672	38	22	25817	41	26	29183	26	34	35781	35	34
	41	34		10	27	29214	10	13	36057	24	5
00673	39	22	26096	3	46	29500	48	6		9	11
00674	37	22		23	56	29526	36	34	36059	23	5
00675	2	46	26129	29	69	29534	17	39	36060	20	5
	22	56			109		11	41	36253	22	81
00709	48	35		39	120	29684	33	14		24	113
	6A	127	26130	14	69	29840	5	46	36314	30	21
01081	29	25		21	83		25	56	36403	13	51
11551	11	17		51	116	29860	6	46	36633	7	82
12084	45	70	26260	15	39		26	52		19	87
	62	70		9	41	29875	37	62		23	115
	26	83	26301	35	88	29962	12	47		4	119
	39	88		10	127		7	55	36723	7	61
	4	108	26312	2	25	32303	6	33		8	64
	40	116		2	55	32307	33	34		8	76
	17	119	26538	42	6	32362	5	61		11	108
12124	32	9	26558	45	48		6	64	36725	12	61
12621	23	17		47	57		6	76		11	64
13544	35	5	26981	9	9		9	108		11	76
13796	18	87	27084	28	34	32364	32	47		14	108
15081	12	33			39		33	56	36726	6	61
25069	4	5	27150	23	54	32383	27	5		7	64
25121	38	30		31	105	32455	6	69		7	76
25193		51	27232	30	5		14	87		10	108
	1	59	27258	47	70		9	115	36737	12	5
25194		87		66	71	33253	7	78	36823	8	13
	13	115		32	83		8	110		22	81
25460	4	33		41	88	33261	9	39		24	113
25479	1	133		43	116		22	41	36835	82	31
25487	3	33		20	119		33	69	36853	38	70
25494	10	11	27286	57	30	33298	8	29		17	83
25523	35	47	27317	6	27	33778	15	33		36	120
	35	52	27367	59	117	33781	42	34	36911	6	108
	36	56		20A	119	34042	34	22	36993	9	33
25667	13	127	27428	32	69	34069	35	52		8	39
25805	30	21	27503	46	30	34187	6	13		21	41
		87		87	31		24	34	37185	33	9
	13	115	27531	3	125		34	34	37193	12	127
25808	22	25		3	133			99	37744	9	45
	41	26	27697	27	69	34455		7	37836	2	9
	8	27			83			10	37851	69	7
	9	27			88	34490	40	52		43	22
	10	27			116		5	59		40	34
		47			120	34945		18		16	54
	29	56	28110	19	33	35115	16	17		47	66
25810		51		4	127	35469	14	115	37895	53	70
	1	59	28114	20	34	35609	1	15		35	83
25812	22	25		3	127	35664	32	18		47	88
	41	26	28246	13	11	35666	29	17		36	116
	8	27	28383	3	5	35469	23	25		12	119
	9	27	28384	13	47		12	69	38027	23	37
	10	27		8	55		9	87	38260	31	62
		47	28702	28	62	35670	26	17		22	65
	29	56		36	65	35674	34	18		22	77
25816		87		36	77	35675	30	18		25	109

NUMERICAL PARTS INDEX (CONTINUED)

Part No.	Ref. No.	Page No.	Part No.	Ref. No.	Page No.	Part No.	Ref. No.	Page No.	Part No.	Ref. No.	Page No.
38741	6	82	43240	5	127	47557	38	14	56578	5	33
	20	87	43278	11	21	47747	41	65	56617	23	79
	23	115	43295	48	48	47763	27	34	56867	24	54
	3	119		50	57	47919	84	31		26	62
38766	10	46	43485	22	17	48360	17	47		34	65
	6	55	43513	50	70		13	56		34	77
	8	69		59	70	48454	30	34		30	105
	11	87		29	83	48976	15	5		37	109
	11	115		44	88	48977	16	5	56868	25	21
38767	9	46		46	116	49029	18	13		3	61
	5	55		23	119		44	30		4	64
	9	69	43614	36A	70	49030	19	13		4	76
	12	87		22A	83	49309	57	117		7	108
	12	115		36A	88	49436	15	69	58102		18
39233	5	108		32C	116		34	88	58118	11	69
39826	51	66		24C	119		52	116		6	87
39827	52	66	43662	53	66	49637	39	14	58147	8	87
39853	15	11	43663	53	66	49683	22	47		8	115
	21	25	44419	21	62		5	51	58148	5	87
39856	5	15		28	65		18	56		5	115
	9	21		28	77		10	59	58225	3	53
40241	11	21		31	109	49686	21	47	59273	24	37
40242	11	21	44612	8	45		8	51	59998	65	30
40305	10	9	44676	22	62		17	56	60485		37
40314	8	9		29	65		13	59	63804	1	61
40533	70	7		29	77	49856	75	31	64053	34	14
40662	32	51		32	109	49894	20	39	64263	48	18
40912	10	69	45283	19	25		14	41	65018	1	59
	15	87	45876	31	21	50462	20	21	65319	6	110
	17	115		25	51	50523	12	11		6	112
41283	20	25	45882	32	21	50524	14	11	65327	43	62
41325	15	25		24	51	50600	40	5	65391	3	108
41326	16	25	45960	14	39	50775	68	71	65474	41	62
41327	17	25		8	41		18	83	65930	36	29
41328	18	25	46041	41	52		37	120	65939	38	52
41613		34		6	59	50836	20	69		4	59
42018	24	12	46288	10	37		15	83	65980	7	15
42019	23	29	46431	9	37		25	87	66297	54	30
42365	43	10	46432	18	37		31	116	66448	25	29
	46	34		34	42		30	119	66486	13	21
	9	125	46436	38	62	52024	58	117		5	27
42447	31	9	46442	28	17	52490	27	12	66553	44	70
42472	30	21	46443	27	17	52491	28	12		61	70
42948	36B	70	46520	6	21	52505	26	69		25	83
	22B	83	46522	5	21	52506	11	11		38	88
	36B	88	46566	15A	11	52581	18	69		41	116
	32A	116	46585	5A	21	52828		77		18	119
	43A	120	46774	7	127			109	66595	24	29
42973	28	69	46789	15	13		22A	119	66643	70A	30
43048	33	21	46972	71	7	54097	14	75	66644	72A	31
	7	69	47066	38	10		18	96	66805	59	30
	10A	87		18	59		25	105	66809	76A	31
	21	115	47067	39	10	52469	24	79	66812	3	15
43087	12	73		17	59	54627	5	124		15	21
	9	91	47179	72	7	54695	21	51		6	29
43147	22B	83	47204	7	25	54770	19	51		30	39
	24A	119	47308	33	105	56513		12		4	41

NUMERICAL PARTS INDEX (CONTINUED)

Part No.	Ref. No.	Page No.	Part No.	Ref. No.	Page No.	Part No.	Ref. No.	Page No.	Part No.	Ref. No.	Page No.
66813	64	30	95311	2A	21	121790	2	129	122953	24	69
66822	20	29	95680	22	69	121826	32	60	122956	39A	70
66823	58	30		14A	83	121831	24	60	124160	24	62
66826	21	29		24A	87	121859	1	129		32	65
66828	73	31		30	116	122398	31	34		32	77
66844	25	17		29	119	122409	39	30		35	109
66959	15	45	97098		133	122432	22	21	126039	2	128
	17	54	97099		128	122443	1	13	126105	33	25
66985	79	31	97100		129	122469	11	21		17	61
66987	80	31	97101		128	122483	38	5		18	65
66989	77	31	97517	1	121	122506	11	15		18	76
67000	26	5	97518	1	122	122513	17	17		21	108
67030	31	18	97519		124	122530	85	31	126106	34	25
67032	24	17	97520		123	122696	50	116		15	61
67101	89	31	97521		122	122697	17	51		16	65
67357	44	62	97556		131	122718	2	13		16	76
67358	45	62	97574		130	122726	1	74		19	108
67372	11	61	97630	42	26	122727	2	74	126656		115
	10	64	97750		132	122731	34	69	126697	86	31
	10	76	100412	11	5	122736	16	87		32	34
	13	108	100635	53	88	122739	4	72	126758	7	13
67375	32	25	102044	14	37	122740	5	72	126760	4A	13
	16	61	102046	16	37	122744	30	69	126761	11	9
	17	65	103244	37	52	122745	35	70	127046	15	73
	17	76		2	59	122811	13	75		22	92
	20	108	103789	34	22	122885	31	69	127361	31	51
67517	55	6	105383	76	31	122886	22	83	127434	19	47
67526	27	14	105907	17	33	122888	50	66		6	51
	9	61	110310	15	17	122889	50	66		15	56
	12	64	115680	29	34	122896	13	115		11	59
	12	76			39	122899	13	69	127567		133
	15	108	115940	25	5	122900	51	88	127586	10	5
67527	28	14	116150	17	5		55	116		14	5
	10	61	116210	13	5	122902	45	66	127637	14	61
	13	64	116311	27	62	122903	46	66		15	65
	13	76		35	65	122905	47	120		15	76
	16	108		35	77	122907	10	27		18	108
67978	10	33		38	109	122912	7	73	127645	2	61
71848	33	12	116312	88	31	122920	39	70	127820	29	60
72012	21	5	121091	9	51	122922	40	70	127832	9	5
72015	19	5	121092	23	47		19	83	128004	74A	31
72062	22	5		4	51	122924	42	70	128249	2	108
	8	11		19	56	122931	10	73	128375	41	6
72805	29	5		9	59	122932	9	73	128437	36	5
76288	2	64	121096	46	48	122937	37	70	128446	41	48
	2	76	121373	52	6	122938	41	70		43	57
76517	31	60		21	54		20	83	128460	40	47
76518	30	60		28	105	122941	25	69		42	56
76615	52	120	121602	12	51	122944	36	70	128465	37	47
76836	16	47	121663	14	54		36	88		39	56
	10	55	121687	3	128	122945	57	70	128467	39	47
76935	63A	30		3	129	122946	6	72		41	56
91932	25	62	121689	48	57	122947	3	74	128566	11A	9
	33	65	121708	1	128	122950	17	69	128653	49	66
	33	77	121728	2	133	122951	8	73	128654	49	66
	36	109	121766	15	54	122952	48	66	128694	36C	70



NUMERICAL PARTS INDEX (CONTINUED)

Part No.	Ref. No.	Page No.	Part No.	Ref. No.	Page No.	Part No.	Ref. No.	Page No.	Part No.	Ref. No.	Page No.
128694	22C	83	134139	25	65	136528	11	47	136697	2	127
	36C	88		25	77		9	55	136700	3	124
	32B	116		28	109	136529	7	46	136707	7	33
	24B	119	134142	33	62		27	56		6	39
128751	36C	70		24	65	136530	4	46	136708	8	33
	36	88		24	77		24	56	136711	2	122
129776	10A	13		27	109	136531	38	47	136714	2	123
130357	11	51	134144	13	61		40	56	136715	2	33
130436	42	62		14	65	136533	7	45	136718	1	124
130682	8	61		14	76	136534	34	47	136721	2	124
	9	64		17	108		35	56	136723	3	123
	9	76	134146	19	62	136535	43	48	136724	1	123
	12	108		26	65		45	57	136735	16	51
130683	35	25		26	77	136536	14	45	136736	15	51
	18	62	134182	36	62		4	53	136740	3	29
	19	65		38	65	136537	10	45	136744	29	29
	19	76		2	78		12	54	136745	40	30
	22	108		2	80	136538	33	47	136746	41	30
130878	19	81		2	110		37	56	136747	32	29
	20	113	134485	29	62	136539	25	47	136749	31	29
130880	20	81		20	65		21	56	136756	42	30
	21	113		20	77	136540	8	46	136757	27	29
130881	18	81		23	109	136541	30	47	136758	22	25
	19	113	134486	30	62	136542	10	51	136759	37	30
130883	22	113		21	65	136543	3	44	136760	11	25
130891	27	51		21	77		11	54	136760	11	29
131376	13	37		24	109	136544	2	44	136761	12	25
131405	23	14	134576	41	22		9	54		10	29
	8	17	134858	38	42	136545	4	45	136763	53A	30
131491	9	13	134921	28	51		10	54	136764	71A	30
131521	8	9	135241	31	47	136546	27	47	136765	25	25
131673	26	51		34	56	136547	44	48	136766	24	25
131894	7	9		5	82	136548	14	47	136767	26	25
131898	12	9		6	119		11	56	136768	55A	30
	8	21	135423	9	82	136549	5	45	136769	10	25
132120	48	63		26	87	136550	1	44		12	29
132146	47	62		24	115	136551	1	51	136770	9	25
132321	47	18		25	119	136552	13	45		13	29
132544	13	92	135787	34	52	136553	26	47	136771	4	25
132749	7	91		3	59	136554	18	51		9	29
133001	15	75	135874	20	59	136556	1	46	136772	5	29
133070	1	11	135900	28	60	136557	2	51	136775	69	30
133246	29	39	136137	29	51	136558	13	54	136777	1	25
	3	41	136142	42	48	136559	29	47	136778	13	25
133263	15	37		44	57	136560	7	51		4	55
133449	25	93	136180	43	34		12	59	136779	28	25
133454	17	29	136418	25	9	136617	18	47	136781	48	30
133455	19	29	136521	20	51		14	56	136782	52A	30
133456	18	29	136522	11	45	136618	20	47	136783	8	25
134112	34	5	136524	81	31		16	56	136786	2	29
134114	31	5		16	45	136678	5	39	136788	35	29
134116	28	5		5	53		4	124	136790	3	25
134130	32	62	136525	22	51	136682	21	34	136791	27	25
	23	65	136526	36	47	136683	22	34	136792	14	25
	23	77		38	56	136684	13	33	136793	7	29
	26	109	136527	28	47		7	39	136796		25
134139	34	62		30	56	136696	23	34	136801	23	12

CONTINUE

NUMERICAL PARTS INDEX (CONTINUED)

Part No.	Ref. No.	Page No.	Part No.	Ref. No.	Page No.	Part No.	Ref. No.	Page No.	Part No.	Ref. No.	Page No.
136802	19	11	137011	27	60	137478	19	100	137566	13	87
136803	18	11	137236	47	30	137480	5	131	137568	2	82
136804	17	11	137237	13	13	137483	2	130	137569	16	83
136805	20	11	137238	11	13		2	131	137570	6	91
136806	16	11	137239	4	13		2	132	137571	3	82
136808	5	11	137240	3	13	137485	4	69	137572	1	82
136809	6	11	137242	12	13		4	87	137573	16	96
136810	7	11	137250	17	13		4	115		11	104
136813	31	12	137251	22	14	137486	4	69	137574	17	87
136814	30	12	137255	3	27		4	87	137575	52	70
136815	29	12	137264	5	17		4	115		34	83
136816	32	12	137266	14	17	137489	4	69		46	88
136817	35	12	137268	32	14		4	87		37	116
136821	34	12	137282	1	9		4	115		13	119
136822	26	12	137286	33	29	137493	5	91	137576	29	87
136823	42	10	137385	10	17		5	99		47	116
136824	42	10	137388	68	7	137494	4	91	137577	19	92
136832	60	6	137389	67	7		4	99		22	100
136835	12	15	137395	30	14	137499	1	130	137578	1	87
136902	7	21	137396	29	14		1	131	137579	20	92
136903	21	21	137401	64	7		1	132	137580	21	92
136908	2	21	137404	66	7	137502	3	94	137581	14	92
136909	19	21	137406	8	27		1	103	137582	14	96
136912	35	22	137407	9	27	137549	83	31	137583	15	96
136919	10	21	137409	21	17	137555	54	70	137584	7	95
136920	12	21	137413	47	34		36	83		12	104
136922	16	21		6	127		49	88	137585	8	95
136936	53	66	137414		26		34	116		6	103
136947	59	6	137416	10A	15		11	119	137590	13	96
136948	2	5	137417	9	15	137558	55	70	137592	5	69
136949	54	6	137420	65	7		37	83		7	87
136954	57	6	137423	12	17		48	88		7	115
136955	58	6	137426	20	17		35	116	137594	2	94
136962	56	6	137428	18	17		10	119		4	103
136963	46	6	137432	53	6	137559	56	70	137603	38	34
136965	36	10	137437	4	21		38	84	137604	37	34
136966	27	9	137438	40	26		50	88	137605	26	14
136967	24	9	137439	4	15		33	116	137606	32	5
136968	14	9	137440	2	15		9	119	137612	10	95
136969	19	9	137442	28	21	137560	49	70	137613	9	95
136972	22	9	137452	13	17		30	83	137617	6	95
136974	16	9	137453	14	15		43	88	137620	4	94
136975	18	9	137454	13	15		45	116	137626	8	91
136976	17	9	137455	3	9		22	119	137627	22	83
136977	35	10	137456	1	21	137562	23	93		36	88
136978	37	10	137467	48	70		23	105	137630	23	83
136979	4	9		65	71	137563	3	130	137631	5	94
136980	5	9		31	83		3	131	137632	36B	88
136981	15	9		42	88		3	132	137710	16	59
136982	26	9		44	116	137564	10	82	137930	29	21
136983	13	9		21	119		27	87	137931	78	31
136984	6	9	137469	10	91		25	115	138139	8	15
136987	34	9	137471	11	91		26	119	138243	14	33
136988	40	10	137473	4	130	137565	3	69	138339	7	53
136989	28	9		4	131		3	87	138340	12	59
136990	41	10		4	132		3	115	138344	6	53
137009	26	60	137478	18	92	137566	14	51	138347	35	62

NUMERICAL PARTS INDEX (CONTINUED)

Part No.	Ref. No.	Page No.	Part No.	Ref. No.	Page No.	Part No.	Ref. No.	Page No.	Part No.	Ref. No.	Page No.
138348	46	62	138750	23	69	139589	11	75	144168	20	96
138349	40	62		31	87	139595	4	74	144169	20	96
138366	46	57	138754	11	83	139596	1	72	144251	51	6
138368	28	56		28	87	139610	14	73		19	54
138378	31	56	138755	12	83	139636	40	65		27	105
138382	3	55		22	87	139657	16	69	144253	6	75
138392	8	53	138757	13	83	139674	5	75	144261	22	54
138393	12	59		23	87	139733	36	42		29	105
138398	2	53	138759	8	82	139737	39	65	144841	71	30
138401	32	56		21	87	139842	21	69	145458		106
138410	1	53		22	115		14	83	163003	3A	16
138496	5	125		8	119		24	87	163058	16	73
138714	31	65	138801	11	95		30	116	163152	1	64
	31	77	138802	12	95		29	119		1	76
138715	9	79	138804	16	92	139931	1A	29	163197	16	75
	6	80	138805	17	92	139932	33	5		19	96
	10	110	138820	19	59	139939	20	115	163198	58	70
	7	112	138896	17	96	141295	22	12		28	82
138716	10	79	139258	9	95	141296	21	12		52	88
	7	80	139266	23	83	141781	30	9		54	116
	11	110		32	116	142088	61	30		32	120
	8	112	139267	31A	83	142090	62	30	163212	61	6
138717	11	79		42	120	142863	29	42	163315	20	54
	8	80	139270	6	91	143023	42	22		32	105
	12	111	139271	3	82	143128	44	34	163424	72	31
	9	112	139272	2	82	143158		133	163902	43	6
138718	12	79	139273	7B	91	143166		133	163962		14
	9	80	139274	7A	91	143170		133	163974	2	11
	13	111	139275	22A	92	143233		133	163975	2	11
	10	112	139276	22B	93	143320	37	65	164253	16	29
138719	13	79	139277	14A	92	143361	15	92	164327	36	12
	10	80	139278	26	93	143364	42	65	164342	49	35
	14	111	139279	24	93	143368	8	75	164448	20	37
	11	112	139289	24A	83	143506	84	31	164639	16	115
138728	46	70		41	120	143553		26	164640	25	101
	63	70	139290	15	96	143582	3	21	164641	38	120
	27	83	139291	14	96	143585	21	81	164643	28	101
	40	88	139292	6	95		23	113	164649	26	115
	39	116	139297	4	94	143679	14	59	164656	49	116
	53	116	139302	10	95	143680	7	59	164657	48	116
	16	119	139305	11	95	143787	47	48	164658	44	120
138729	3	64	139307	12	95		49	57	164660	28	119
	3	76	139308	13	96	143866	6	78	164661	29	116
138736	44	66	139311	17	92		7	110	164662	27	119
	4	78	139312	16	92	143870	8	78	164663	28	116
138737	43	66	139368	32A	21		9	110	164665	24	119
	3	78	139504	21	14	143871	18	79	164666	34	120
138741	43	70	139506	16	13		19	111	164667	32	101
	60	70	139508	24	14	143872	19	79	164668	24	101
	24	83	139510	20	14		20	111	164669	29	101
	37	88	139558	1	69	143891		133	164670	30	101
	42	116	139572	11	73	143906	17A	9	164671	7	99
	19	119	139573	13	73	143984	7	9	164672	6	99
138743	32	88	139578	5	130	144037	45	34	164674	17	100
	31	119	139580	10	75	144051	39	34	164675	27	93
138744	19	69	139584	7	75	144084	12	75		16	100
	30	87	139588	9	75	144094	63	6	164676	14	100

CONTINUE

NUMERICAL PARTS INDEX (CONTINUED)

Part No.	Ref. No.	Page No.	Part No.	Ref. No.	Page No.	Part No.	Ref. No.	Page No.	Part No.	Ref. No.	Page No.
164677	8	99	165678	11A	73	174689	3	110	187216	39	62
164679	50	120	165679	13A	73		3	112	187427	16	79
164681	35	120	166199	32A	21	174690	5	80		13	81
164683	49	120	166249	1	72		5	78		18	111
164692	48	120	166817	3	11		5	110		15	113
164704	34	109	166876	10	15		5	112	187428	17	79
164706	1	108	167169	24	37	174889	63	30		14	81
164731	2	119	167645	13	100	174892	23	29		17	111
164732	18	115	167466	15	100	174893	53	30		14	113
164733	7	119	167489	35	18	174894	21	29	187429	14	79
164740	4	115	167508	51	120	174895	55	30		11	81
164742	46	120	167515	3	16	174898	74	31		15	111
164743	45	120	167564	20	79	175182	1	110		12	113
164750	33	109	167654	21	111	175228	1	78	187939	18	126
164754	40	120	167655	21	79	175229	1	94	188037	75	7
164762	18	100		22	111	175230	1	94	188038	74	7
164766	1	115	167682	6	17	176372	6	45	188039	78	7
164767	15	119	167684	12	37	177459	43	18	188040	79	7
164768	14	119	167899	76	7	177458	41	18	188181	42	42
164780	20	105	167900	77	7	177460	37	18	188771	15	79
164781	15	104	168982	5	37	177759	46	18		12	81
164782	19	105	169145	15	81	178512	1	99		16	111
164783	16	104		16	113	178596	1	112		13	113
164784	8	103	169219	7	27	179080	31	25	188827	1	29
164786	3	103	169223	4	27	179228	44	18	189377	15A	119
164787	2	103	169248	1	91	179341	6	9	189494	21	59
164788	9	99	169268	1	80	179343	13	9	189608	22	59
164789	10	99	169575	37	5	179344	14	9	189894	56	30
164791	5	132	169700	39	5	179541	44	22	195182	40	109
164806	1	119	169703	45	6	179755	7	125	195672	7	5
164807	19	115	171025	1	16	179882	5	5	195903	31	42
164814	11	99	171182	45	10		2	27	195907	18	33
164815	12	99	171183	44	10	179984	6A	27	196460	1	122
164823	20	100	171381	4	78	181197	10	125	197185	8	5
164824	21	100		4	80	181316	16	33	197339	12	45
164825	14	104		4	110	181991	45	30	198581	27	116
164826	5	103		4	112	182201	1	125	198683	1	108
164832	29	109	171495	25A	93	182209	2	125	198684	1	108
164856	21	105	171751	6	95	182900	4	29	199475	80	7
164857	17	104	171752	20	96	182922	17	126	200483		125
164936	29	56	171756	11	95	182923	13	125	200507	6B	5
165232		133	171757	12	95	182924	11	125	200619	73	7
165233	9	103	172112	41	109	182925	19	126	201585		127
165234	10	104	172319	42	18	182937	15	47	201605	1	121
165325	23	62	173616	9	17		23	51	213169		18
	30	65	173617	7	17		12	56			26
	30	77	174404	12	92		4	82	213415	30	42
165327	1	108	174472	1	78		10	87	213736	8	127
165484	25	60	174477	1	91		10	115	213737	11	127
165489	3A	16	174497	16	83		5	119	213744	9	127
165523	1	39	174501	11	95	183381	1A	33	214045	42A	42
165563	7	103	174502	12	95	183934	25	34	214046	42B	42
165584	47	6	174503	12	92	184347	54	88	214498	51	70
165585	48A	6	174590	1	80	185934	17	21		33	83
165670	8A	73	174620	22	37	186470	42	109		45	88
165673	64	71	174689	3	78	186768	6	115		38	116
165674	67	71		3	80	187106	50	30		33	120

NUMERICAL PARTS INDEX (CONTINUED)

Part No.	Ref. No.	Page No.	Part No.	Ref. No.	Page No.	Part No.	Ref. No.	Page No.	Part No.	Ref. No.	Page No.
214677	33	88	222436	4	37	226573	26	29	237296	32	42
	56	116	222437	11	37	226574	16	29	237297	19	37
216313	1	5	222771	2	39	226581	23	60	237298	41	42
216328	15	15	222780	1	36	226840	52	30	237299	21	37
	17	45	222781	2	36	226883	53	120		33	42
216856	46	10	222782	3	36	226971	35	106	237521	40	18
217203	50	6	222783	6	37	226972	44	106	237548	11	39
	18	54	222785	3	39	227018	43	120		6	41
	26	105	222794	7	37	227027	42	106	237680	6	5
217391	44A	6	223439	33	18	227028	41	106	237805	49	6
217392	44	6	223697	45	18	227083	45	106	237851	2	112
217616	51	10	224178	33	52	227084	27	101	237911	44	42
217617	54	10	224223	45	10	227085	26	101	237980	44	42
217618	49	10	224224	44	10	227086	23	100	238095	40	42
217619	53	10	224511	17	81	227087	31	101	238519	22	39
217620	48	10		18	113	227088	13	104	238657	4	39
217621	50	10	224894	16	39	227089	18	105	238660	17	37
217622	47	10		10	41	227090	22	105	238706	33	60
217623	47	10	224895	25	39	227117	21	105	238943	18	39
218182	43	30		19	41	227118	17	104		12	41
218184	38	26	225052	28	29	227119	15	104	239033	41	26
218228	44	30	225180	28	39	227120	20	105	239859	44	42
218230	5	25		2	41	227761	19	29	241104	24	39
	15	29	225181	26	39	228033	34	29		18	41
218246	55	10		1	41	228089	19	17	241105	43	42
218247	51	10	225183	27	39	228519	16	41	241371	37	26
218248	49	10		5	41	228661	23	39	241373	36	26
218260	52	10	225473	25	14		17	41	241588	38	26
218350	1	33	225829	31	14	228662	21	39	241809	23	41
218409	1	127	226063	2	72		15	41	241813	25	41
218527	14	13		2	91	229101	19	39	241816	27	41
218547	37	26		2	99		13	41	241817	24	41
218762	42	30	226064	3	72	229368	70	30	241818	35	42
218763	41	30		3	91	229486	18	21	241819	26	41
218764	40	30		3	99	229487	14	21	242280	28	41
219354	45	22	226479	38	106	236459	39	18	243279	24	105
219463	40	22	226480	37	106	236768	38	18	244081	37	42
219764	33A	22	226481	36	106	237031	20	41	244082	39	42
221755	32	14	226500	17	29	237217	12	39	509957	6	125
222114	20	62	226569	43	106	237219	10	39	509966		18
	27	65	226570	39	106	237272	35	22	512794		30
	27	77	226571	40	106	237273	36	22	606162	15	59
	30	109	226572	30	29	237274	36	22	606656		62
						237294	8	37	606657		62

NUMERICAL HARDWARE INDEX

Part No.	Page No.	Part No.	Page No.	Part No.	Page No.	Part No.	Page No.
80218	22	80680	77, 79, 80	80702	34, 39, 44	84032	125
80230	104, 105		81, 82, 83		45, 47, 51	84040	6, 26, 33
80285	22		87, 88, 91		52, 53, 54		34, 47, 56
80299	6, 10, 26		92, 94, 96		56, 59, 65		57, 65, 125
	52, 64, 65		99, 100, 101		66, 79, 80	84041	127
	70, 76, 79		103, 104, 105		81, 83, 88	84057	5, 7, 9
	83, 88, 96		108, 109, 110		91, 92, 93		10, 14, 16
	103, 127		111, 112, 113		96, 104, 110		26, 27, 29
80345	22		115, 116, 119		112, 113, 121		52, 60, 62
80370	106		120, 121, 122		122, 124, 125		64, 65, 69
80373	106		123, 124, 125	80707	37, 42		70, 71, 76
80386	31		127, 128, 129	80709	79		77, 83, 88
80391	51		130, 131, 132	80710	14, 22		108, 116, 119
80404	34	80681	6, 9, 10	80711	66		120
80410	115		11, 12, 17	80713	27	84060	6, 18, 21
80427	30		18, 29, 30	80717	6, 62, 65	84064	39, 41
80429	46, 51, 55		33, 34, 37		77, 109	84144	5
	69, 87, 115		39, 42, 44	80718	39	84235	21, 26, 124
80435	69, 87, 115		45, 48, 54	80731	6	84236	5, 6, 15
80618	13		57, 59, 60	80734	45		17, 18, 51
80664	17, 18, 33		66, 70, 72	80736	5, 46, 51		124, 127, 131
	36, 42, 72		73, 74, 75		55, 56, 57	84239	5, 127
	73, 74, 75		78, 79, 80		87, 115, 119	84241	22
	79, 91, 92		83, 91, 92		133	84249	79
	93, 94, 95		93, 94, 95	80737	5, 10, 82	84250	59
	96, 99, 100		96, 99, 100		83, 87, 115	84303	66
	101, 103, 104		101, 103, 104		116, 119, 120	84307	25
	105, 106, 109		105, 106, 109	80738	5, 29	84467	6, 75, 95
	112, 123		110, 112, 116	80739	21		96, 103, 104
80679	6, 7, 14		119, 123, 124	80740	62, 69, 70		105
	15, 17, 18		128, 130, 131		77, 109	84468	75, 103, 104
	21, 25, 27		132	80743	33		105
	29, 33, 34	80682	6, 7, 17	80746	30	84470	129
	39, 41, 45		18, 31, 35	80750	127	84484	105
	47, 52, 55		39, 41, 42	80753	5, 31, 34	84588	59
	56, 59, 60		51, 66, 73	80754	125	84597	14
	61, 62, 65		75, 91, 92	80756	33, 34, 41	84607	52
	69, 77, 78		93, 94, 95	80768	30, 31, 41	84623	73
	80, 81, 87		96, 99, 100	80775	26	87667	39
	88, 109, 110		103, 104, 105	80779	30	84764	106
	112, 113, 115		106	80781	11	84786	34
	117, 124, 125	80684	37, 42	80788	26	84821	37
	130, 131, 132	80700	5, 6, 15	80810	39, 41	84826	10, 36, 44
80680	9, 10, 11		17, 18, 26	80812	69		45, 54, 72
	12, 15, 16		41, 59, 61	80840	10, 34, 45		96, 103, 104
	17, 21, 22		69, 87, 88		53		124
	25, 26, 29		115, 117, 124	80855	26	84844	21, 26, 33
	30, 31, 33		125, 127	80869	69, 70		47, 55, 79
	34, 37, 39	80701	35, 39, 41	80979	47, 56		81, 111, 113
	44, 45, 46		73, 75, 91	80981	26	84860	9
	47, 48, 51		92, 94, 95	81194	78, 80, 110	84864	63
	52, 53, 54		96, 99, 100		112	84867	44, 45, 51
	55, 56, 57		103, 104, 105	81541	59		53, 54, 115
	59, 62, 65		106	81547	17, 91		119, 120
	66, 69, 70	80702	6, 9, 10	81734	66	84870	34, 45, 62
	71, 72, 73		15, 17, 22	81746	42		65, 71, 75
	74, 75, 76		29, 31, 33	81823	30		76, 79, 80

NUMERICAL HARDWARE INDEX (CONTINUED)

Part No.	Page No.	Part No.	Page No.	Part No.	Page No.	Part No.	Page No.
84870	92,100,108 110,112,116 119,130,131 132	84944	123,125,127 128,129,130 131,132	87113	45, 81,113	87389	9, 10,115
84878	35	84945	17, 62, 79 80	87123	69, 87,115	87392	6
84896	73, 74, 75 92, 94, 99 100,103,104 105,106,109	84946	6, 7, 14 25, 33, 34 39, 41, 45 47, 52, 56 59, 60, 61 62, 69, 81 87, 88,113 115,117,124 125,130,131	87128	21, 27	87393	66
84909	94, 95,103 104,105	84947	5, 7, 14 16, 17, 26 30, 52, 62 64, 65, 69 70, 71, 77 83, 88,108 109,116,119 120	87139	17, 75, 91 92, 95, 96 100	87395	65
84910	6	84948	54,105	87158	6	87397	39, 41
84921	41	84952	62, 65, 78 80,110,112	87164	6,130,131 132	87402	48
84922	76	84968	26, 30, 47 56	87165	34, 65,122	87406	6, 29
84923	21	84969	30, 31, 37 51, 69, 87 94,115,127	87170	13,129	87408	21
84942	6, 7, 17 39, 41, 42 51, 66, 73 75, 91, 92 93, 94, 95 96, 99,100 103,104,105 106	84970	14	87171	125	87414	5, 6, 10 13, 21, 33 39, 41, 45 46, 53, 56 62, 65, 70 77,109,121 125,133
84943	6, 9, 17 18, 33, 34 37, 44, 45 48, 54, 57 59, 60, 70 72, 73, 74 75, 78, 83 91, 92, 93 94, 95, 96 99,100,101 103,104,105 106,109,110 112,123,124 128,130,131 132	84971	16, 71,119	87186	113	87415	6, 25, 29 33, 41, 44 52, 53, 59 60, 62, 65 76,108
84944	9, 10, 15 17, 21, 22 31, 33, 34 39, 44, 45 47, 48, 51 52, 53, 54 55, 56, 57 59, 65, 66 69, 70, 71 72, 73, 74 75, 79, 80 81, 82, 87 88, 91, 92 94, 96, 99 100,101,103 104,105,110 111,112,113 115,116,119 120,121,122	84978	76	87187	117	87446	21
		84996	61, 64, 76 108	87190	34	87455	6
		85047	109	87195	26	87466	17
		87000	9, 11, 12 17, 33, 34 42, 48, 57 72, 73, 75 91, 92, 93 95, 96, 99 100,101,103	87196	7	87494	51,115
		87016	10, 31,128 129	87199	79,111	87505	29
		87044	79, 80,110 112	87205	27	87508	66, 73
		87059	6	87215	14	87513	59
		87096	9, 30, 60 72, 78, 91 92, 93,100 101,110	87238	26	87527	9
		87101	74, 94,103 128	87252	91, 93,105 106	87538	33
		87110	6,125,130 131,132	87255	74	87544	56
				87256	130,131,132	87545	60
				87260	129	87569	22
				87262	17, 60, 79	87574	70, 71, 83 88,116,119 120
				87264	6	87579	14
				87283	59	87588	52
				87289	91	87596	10, 33, 59 121
				87304	34, 37, 42 127	87598	31
				87305	39	87608	26, 62, 65 77,109
				87309	30,125	87639	48, 73,128
				87310	125	87657	75
				87312	18	87667	36, 41
				87315	30	87670	6, 14, 25 33, 39, 41 62, 65, 77 109,124,131 132
				87337	127	87671	123
				87338	108	87672	59
				87339	69, 87	87686	10, 15, 17 33, 53
				87340	14, 18, 54 105	87689	15, 18, 21 29, 56, 62 109
				87341	30		143
				87343	33, 69,120		
				87346	51, 52		
				87361	66		
				87362	9, 59, 60 74,100,128 130,131,132		
				87364	17, 18, 25 29, 33, 34 65,124		
				87365	26, 70, 71 108,116,119 120		
				87381	39, 41		
				87382	10, 36, 51		

CONTINUE

NUMERICAL HARDWARE INDEX (CONTINUED)

Part No.	Page No.	Part No.	Page No.	Part No.	Page No.	Part No.	Page No.	
87702	47, 55, 121 123	88015	115	88207	25	88573	39, 42	
87708	64, 76	88026	61	88221	39, 41	88580	30	
87771	15, 34, 127	88030	18	88253	21	88592	48, 57	
87775	34, 125	88044	26	88274	41	88616	51, 56, 59	
87814	10, 15, 30 47, 56	88059	37	88285	64	88632	47, 56, 66	
87843	5	88077	17	88343	76	88644	17	
87848	17	88083	15, 17, 18	88346	59	88649	78	
87876	83, 87, 116 119, 120	88109	52	88356	35	88659	69	
87907	18	88131	115	88383	93	88666	17	
87909	27, 55, 130	88135	33	88395	5	88684	18	
87927	62, 65, 77	88143	60	88412	34, 47, 48 56, 57, 109	88693	127	
84943	42	88165	78, 80, 110	88424	18	88701	29	
87973	87, 116	88185	39, 41	88428	6, 22, 48 57, 113	88706	17, 116, 119	
87974	25, 88	88206	62, 65	88439	16	88709	29	
87982	31, 34, 73 88, 92, 100 101, 116, 122 123		9, 10, 11	88481	33, 44, 51 54, 59, 69 70, 82, 87 96, 104, 115 119	88716	16, 83, 87	
87997	7		12, 25, 26		88503	7, 18, 31 51, 103, 104 105	88718	127
88007	54, 105		29, 33, 39				88721	5
88011	29, 46, 56 66		45, 47, 48				88736	18
			53, 56, 57				88783	47
			59, 62, 65				88788	93
			70, 72, 73				88847	65
			75, 77, 83				88859	39, 42
			88, 91, 92				88871	18
			99, 100, 105				88948	26
			109, 116, 121				88967	39
			122, 123, 124				280114	112
			125, 127, 129				280122	41



## GENERAL INFORMATION

1. Whenever the terms left or right are used, it should be understood to mean from a position facing in direction of travel.
2. Throughout this manual you find common hardware, not illustrated, but listed in the description column. The service part immediately preceding a hardware listing is the part using these particular items for mounting purposes. This hardware is not included with the service part or assembly, when ordered as a replacement.
3. New Holland Division of Sperry Rand Corporation is continually striving to improve its products. We must, therefore, reserve the right to make improvements, or changes, when it becomes practical and possible to do so, without incurring any obligation to make changes, or additions, to the equipment sold previously.

## ORDERING PARTS

1. Please submit orders on the standard Dealer Order Form and mail to your Branch Office. The form should be completely filled in and any special routing so indicated. Telephone orders, being less accurate, should be limited to "emergency situations".
2. It is requested that parts be listed in numerical sequence, using the current New Holland part numbers. It is advisable to consult the Service Parts Price List for part number supersession, package quantity and other pertinent information.

ALWAYS USE GENUINE NEW HOLLAND PARTS

